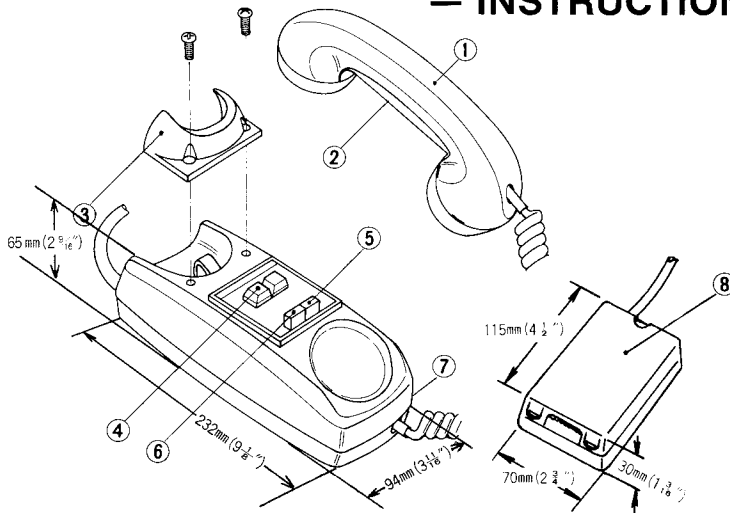


TELEPHONE TYPE INTERCOM

MODEL KAH-2 *(two call station)*

AIPHONE KAH-2 can be connected to KAH-12 and KAH-24 speaker phone intercoms and is recommended for use in noisy areas where loudspeaking function is less suitable AND/OR those places where two station/paging block selection capability is enough.

— INSTRUCTIONS —

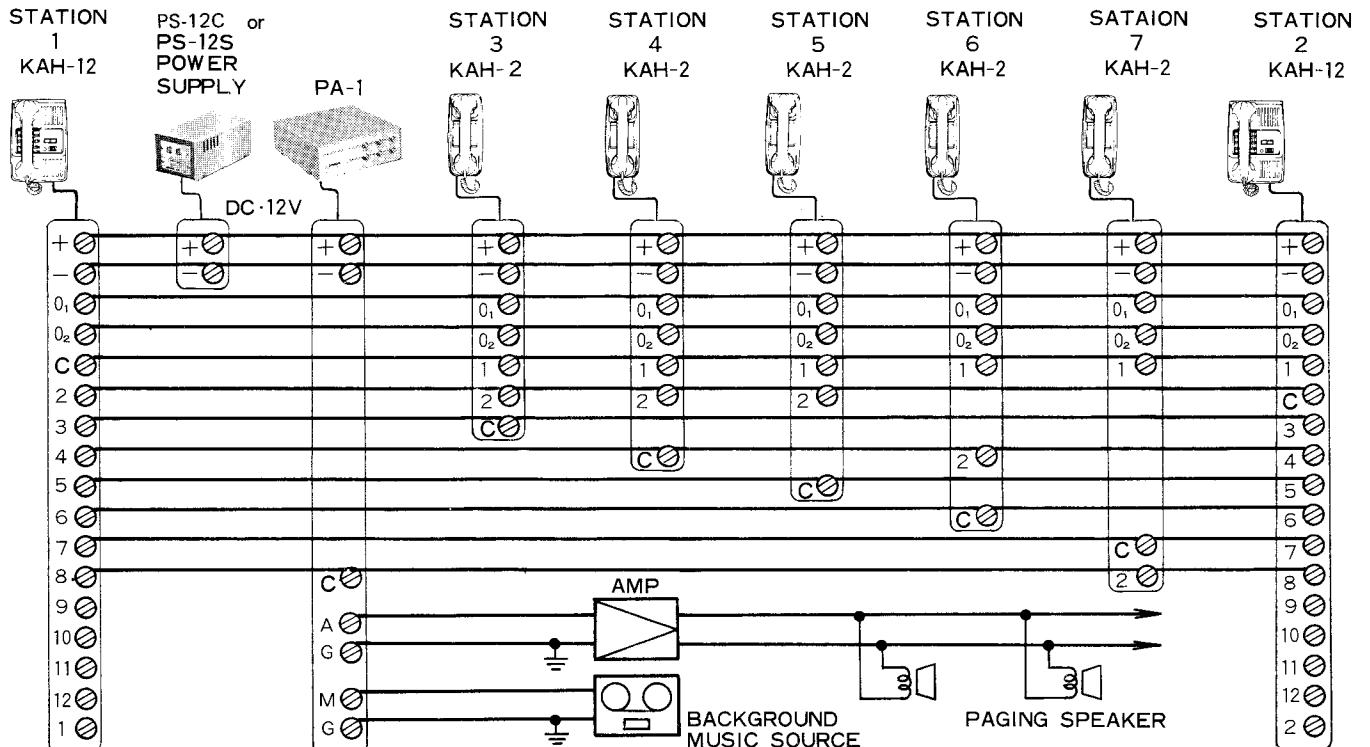


NAMES AND FUNCTIONS

- ① Handset
- ② Directory card
- ③ Receiver cradle for wall-mounting
- ④ Station selector buttons
- ⑤ Call button
- ⑥ P button for paging announcement and increasing loudspeaker output
- ⑦ Volume control for call tone
- ⑧ Terminal box

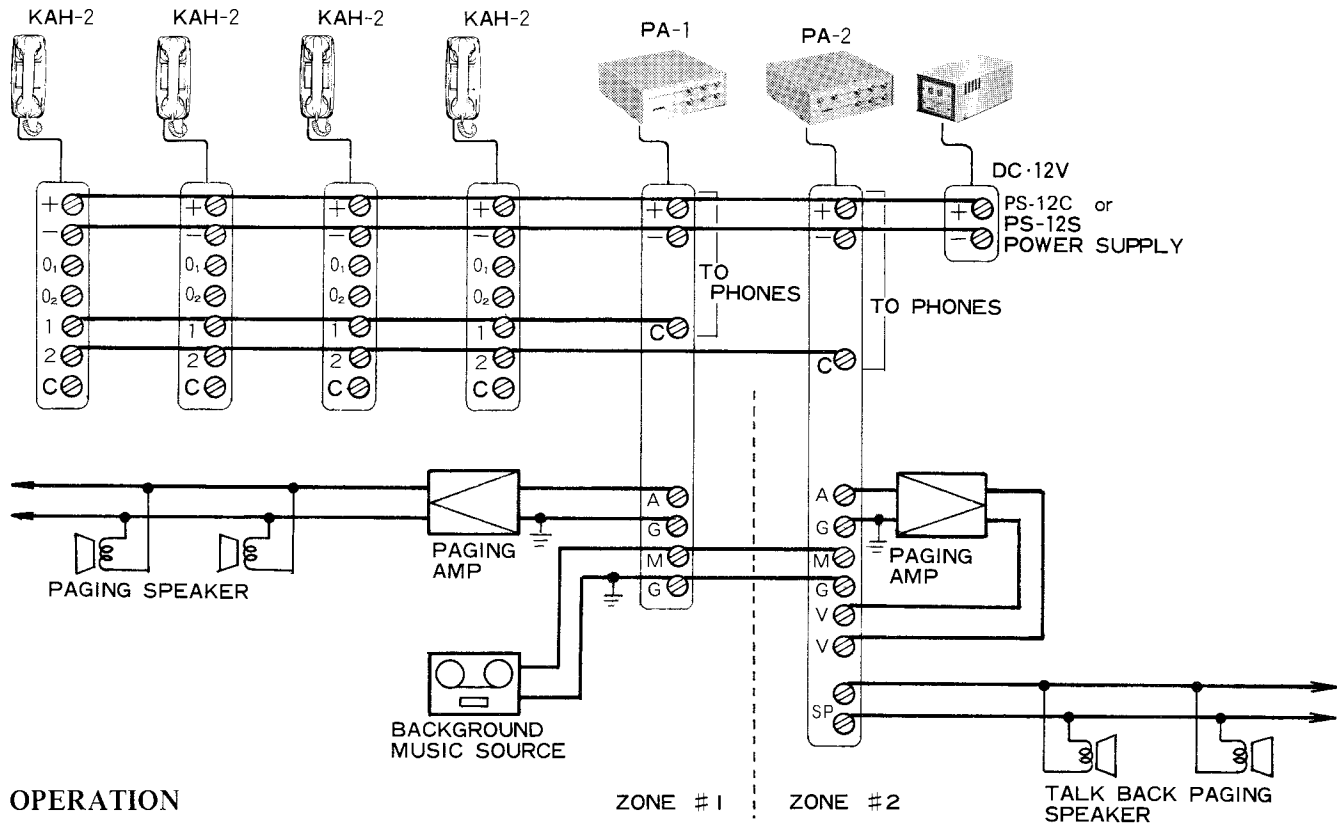
EXAMPLE 1 : KAH-2 IN A MIXED SYSTEM

- * Each KAH-12 master can call all other stations.
- * All KAH-2 stations (except #6 and #7) can call either master.
- * Station #6 can call KAH-12 #1 and KAH-2 #4.
- * Station #7 can call KAH-12 #1 and page.
- * Either KAH-12 can page (with talkback if required using PA-2).
- * Additional five stations or paging (talkback paging) zones may be used on KAH-12's.



EXAMPLE 2 : KAH-2 AS TWO CHANNEL PAGING SYSTEM

- * Any phone may page either zone then communicate on same channel (see NOTE under paging operation).
- * Zone #2 has talkback capability (a PA-1 may be used if talkback is not required).
- * Second zone may be replaced with a phone to have a common call-in channel.
- * Background music may be used in either or both zones.



OPERATION

Calling; Depress the selector button desired to communicate with, then momentarily depress the C button.

* NOTE After pressing the C button, you can also call by voice directly.

Receiving; An incoming call is announced by single stroke chime. Pick up the handset and begin speaking.

Paging; Select the zone you wish to page and momentarily depress the C button to establish the channel. Use the P button for press to talk (and if PA-2 is used, release to listen). Background music will be automatically cut off.

*NOTE A paging call may be replied from the nearest station by depressing the selector button corresponding to the zone now paged.

* * *

We are pleased to offer the following warranty:

WARRANTY

Aiphone warrants its products to be free from defects of material and workmanship under normal use and service for a period of one year after delivery to the ultimate user and will repair free of charge or replace at no charge, should it become defective upon which examination shall disclose to be defective and under warranty. Aiphone reserves unto itself the sole right to make the final decision whether there is a defect in materials and/or workmanship; and whether or not the product is within the warranty.

This warranty shall not apply to any Aiphone product which has been subject to misuse, neglect, accident, or to use in violation of instructions furnished, nor extended to units which have been repaired or altered outside of the factory.

This warranty does not cover batteries or damage caused by batteries used in connection with the product.

This warranty covers bench repairs only, and any repairs must be made at the shop or place designated in writing by Aiphone. Aiphone will not be responsible for any costs incurred involving on site service calls.