


N·E·A·R.®

OWNER'S GUIDE


NEAR ROCK

LANDSCAPE LOUDSPEAKERS

Models R6/R6T and R8/R8T



R6/R6T

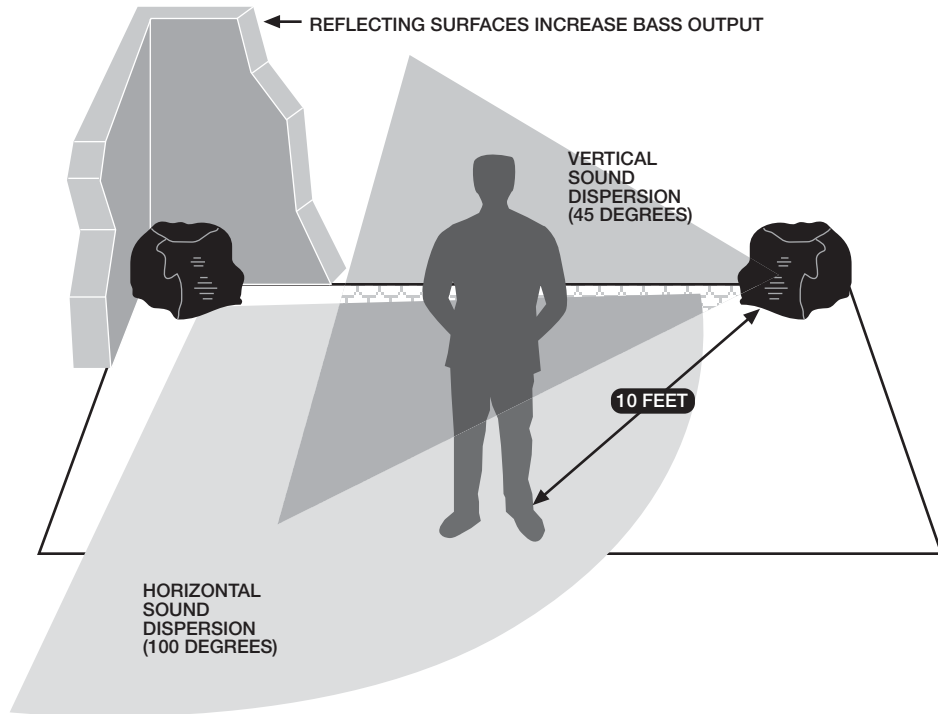


R8/R8T

NEAR ROCK LANDSCAPE LOUDSPEAKERS

SPEAKER PLACEMENT

NEAR ROCK loudspeakers are designed to be placed on the ground, with the grille facing the listening area. The speaker drivers are angled upward to provide proper vertical sound dispersion for listeners standing 10 feet or more away. Sound coverage in the horizontal plane is 100°. Keep this angle in mind when positioning the speakers for stereo reproduction. Too great a distance between any 2 speakers will create a dead spot in the coverage. When in doubt, use *additional* speakers to ensure adequate coverage.



LOW FREQUENCY OUTPUT

NEAR ROCK loudspeakers are engineered to deliver ample bass output in open areas. However, bass output will increase if the speakers are placed near a reflecting surface (such as a wall).

UNDERPOWERING VS. OVERPOWERING

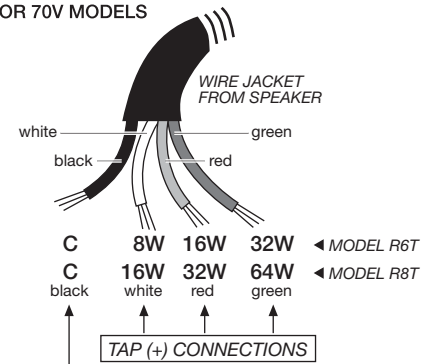
Most speaker damage is caused by amplifiers with *too little* power. An overdriven amp sends clipping distortion to the speakers. Clipping is usually audible; it may vary from a harsh sound to a fuzzy or blurry sound. If you hear clipping at loud volume levels, turn down the volume until the distortion is no longer present. **Damage caused by operating the speakers at distorted volume levels is not covered by the warranty.**

MAINTENANCE

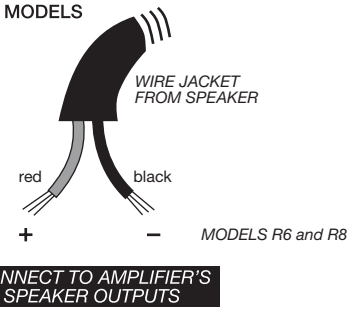
Speaker cabinets can be wiped clean or even hosed off. **CAUTION:** Although NEAR ROCK speakers are waterproof, avoid spraying high-pressure water directly into the speaker grilles.

CONNECTIONS (Wire colors may vary. If so, contact Technical Support.)

FOR 70V MODELS

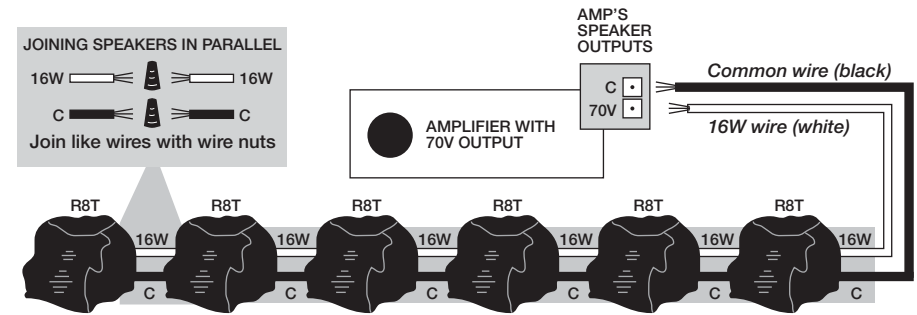


FOR 8Ω MODELS



COMMON (-) CONNECTIONS

EXAMPLE OF 70V SYSTEM CONFIGURATION

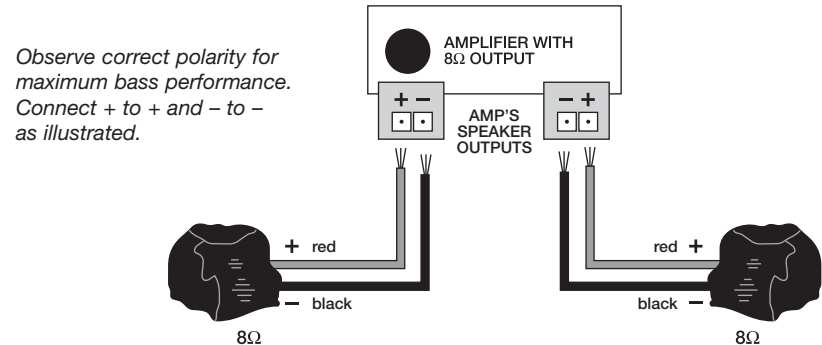


SIX MODEL R8T SPEAKERS CONNECTED IN PARALLEL USING 16W TAPS

NOTE: The total number of speakers multiplied by the tap value cannot exceed the output power (in watts) of the 70V amplifier. The above example shows 6 speakers. Using the 16W taps, you need at least $(6) \times (16W) = 96W$. A good rule of thumb is to select an amplifier with 20% greater power; in this case, an amplifier that delivers about 115W.

EXAMPLE OF 8Ω SYSTEM CONFIGURATION

CAUTION: Nominal system impedance is halved (to 4 ohms) when connecting a second pair of ROCK speakers. Adding a third pair will reduce the impedance load further and could damage an amplifier not designed to operate at impedances below 4 ohms.



SPECIFICATIONS

MODEL NUMBER	R6/R6T	R8/R8T
MID/BASS DRIVER	6" MDT™	8" MDT™
TWEETER	1-1/8" inverted-dome	1-1/8" inverted-dome
FREQUENCY RESPONSE	75Hz – 20kHz	60Hz – 20kHz
NOMINAL IMPEDANCE	R6: 8Ω R6T: 70V	R8: 8Ω R8T: 70V
MAXIMUM POWER	R6: 100W @ 8Ω R6T: 32W @ 70V	R8: 175W @ 8Ω R8T: 64W @ 70V
SENSITIVITY (1W @ 1M)	88dB	90dB
SOUND DISPERSION	Horiz - 100°, Vert - 45°	Horiz - 100°, Vert - 45°
DIMENSIONS (in / cm)	(in.) 18 W x 14 D x 10 H (cm) 46 W x 36 D x 25 H	(in.) 23 W x 15 D x 16 H (cm) 58 W x 38 D x 41 H
WEIGHT (lbs / kg)	R6: 35 lbs; 15.9 kg R6T: 37 lbs; 16.8 kg	R8: 64 lbs; 29.1 kg R8T: 67 lbs; 30.4 kg

NEAR® TECHNOLOGIES

NEAR's exclusive MDT™ metal-alloy diaphragm is about as light as is physically possible – nearly the ideal **massless piston**. The benefits are immediately recognized in the musical accuracy, fine detail of sound, and ease of listening. Here is a summary of MDT benefits:

- **High rigidity** and **low mass** of metal versus traditional papers and plastics
- Extremely **stable cone structure** over long periods of time
- Fast transmission of sound *through* the diaphragm means **low energy storage**
- Special anodizing process creates a ceramic coating for **increased stiffness**
- Efficient heat-sinking of voice coils under long-term, high-power situations

In addition to MDT, another unique technology is incorporated into NEAR speakers: **Magnetic Liquid Suspension (MLS™)**. MLS eliminates the traditional mechanical centering device (the "spider") for the voice coil and replaces it with a magnetic fluid that remains **permanently suspended** in the gap of the magnet, allowing the voice coil to stay centered and to operate with extreme linearity. In fact, the louder it plays, the more **accurate** the centering forces become. Here is a summary of MLS benefits:

- Voice coil is constantly centered as it moves up and down, for **lower distortion**
- Voice coil is more efficiently heat-sunked by fluid instead of air
- **Dual-layer voice coil** with separate inner and outer windings reduces distortion at high output levels
- **Greater linearity** is accomplished because the mechanical spider is eliminated
- Constant lubrication of the gap **prevents oxidation** from outdoor use
- **Long-term operation** is more consistent since fluid doesn't change characteristics
- **Longer excursions** with smaller diameter woofers; spiders limit excursions

BOGEN®
COMMUNICATIONS, INC.

P.O. Box 575, Ramsey, NJ 07446 U.S.A.
tel 201-934-8500 • fax 201-934-9832

e-mail: nearspeakers@bogen.com • www.nearspeakers.com

Specifications are subject to change without notice. ©2000 Bogen Communications, Inc.