


# VEHICLE DISMANTLING MANUAL

---

# 2006



## Corvette



GMP/06-Y-ELV

# Cautions

Provide additional support when a vehicle is on a hoist in the following ways:

- Before removing parts, support the opposite end. This helps prevent the vehicle from slipping off.
- Before removing major components, chain the vehicle frame to the hoist pads at the same end as the removal. This helps avoid a tip-off.

Disconnect the battery prior to fluid removal and dismantling in order to reduce risk of fire and personal injury.

Always wear safety goggles when working with fuel in order to protect the eyes from splash.

Gasoline or gasoline vapors are highly flammable. A fire could occur if an ignition source is present. Never drain or store gasoline or diesel fuel in an open container, due to the possibility of fire or explosion. Have a dry chemical (Class B) fire extinguisher nearby.

Relieve the fuel system pressure before dismantling fuel system components in order to reduce the risk of fire and personal injury.

Drain the fuel from the complete system, including injector nozzle(s), the fuel pump, all fuel pipes, and the fuel tank. Draining the fuel will reduce the risk of fire and personal injury.

Provide proper ventilation when working with fuel in enclosed areas where fuel vapors can collect. The lack of adequate ventilation may result in personal injury.

This vehicle has a Supplemental Inflatable Restraint (SIR), “airbag” system. When performing disassembly on or near the SIR components or the SIR wiring, refer to cautions below. Failure to follow the cautions could cause airbag deployment or personal injury.

- Be careful when handling a SIR sensor. Do not strike or jolt a SIR sensor.
- Do not carry the inflator module by the wires or connector on the inflator module.
- Make sure the airbag opening points away from you.
- When storing an undeployed inflator module, make sure the airbag opening points away from the surface on which the inflator module rests.
- Provide free space for the airbag to expand in case of an accidental deployment.

Follow all applicable local laws and ordinances while performing procedures and processes related to these activities.

**The specifications and designs described herein are believed to be correct as of the time this book was approved for printing.**

# Table of Contents

<u>Section</u>	<u>Page No.</u>
Introduction.....	1
Activity Area 0.....	2
Activity Area 1.....	4
Activity Area 2.....	6
Activity Area 3.....	8
Activity Area 4.....	10
Activity Area 5.....	12
Activity Area 6.....	14
Activity Area 7.....	16

**This Page Intentionally Left Blank**

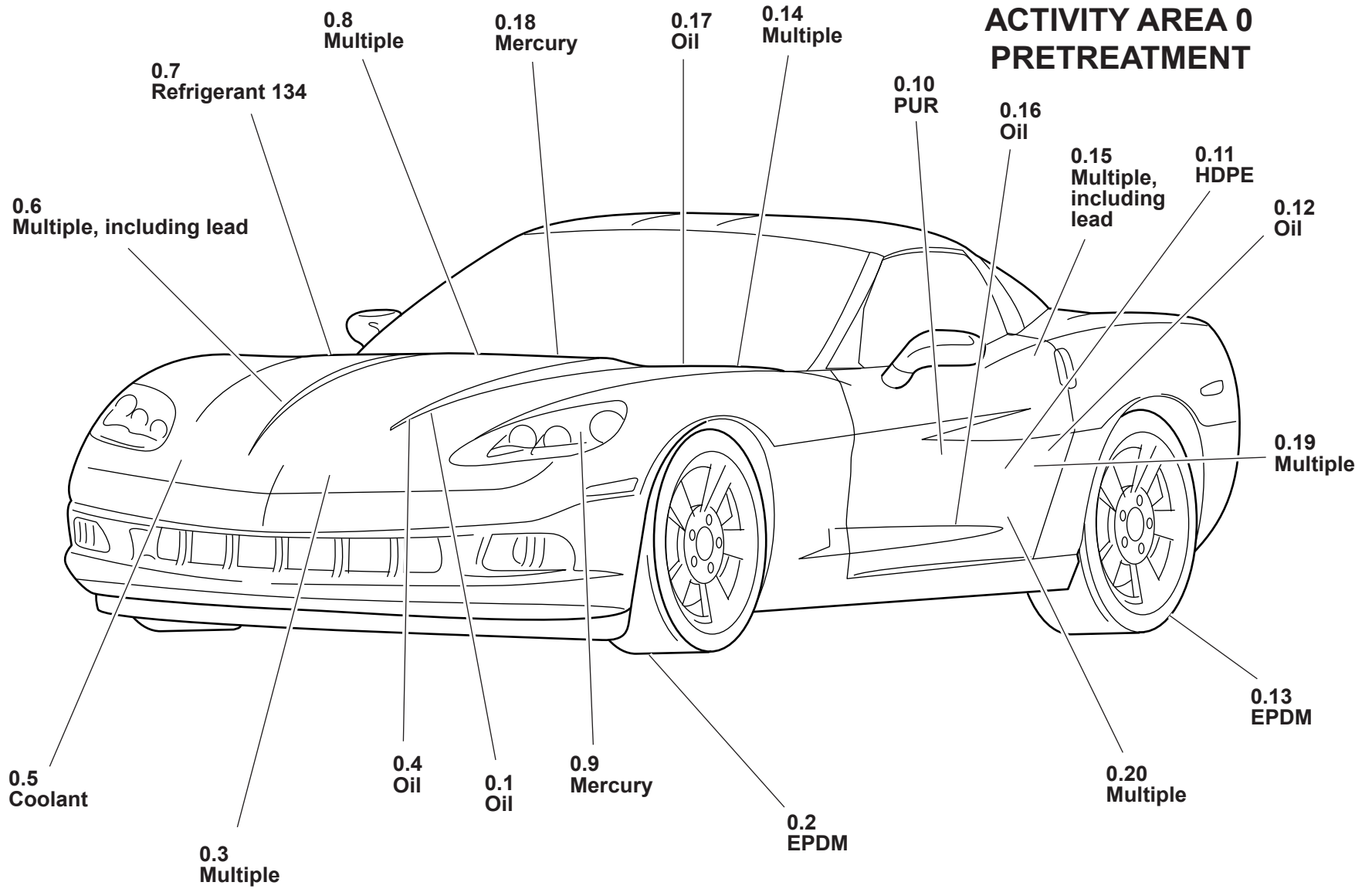
## INTRODUCTION

This manual contains dismantling data for the following vehicles:

<b>MODEL YEAR</b>	<b>MAKE</b>	<b>MODEL</b>	<b>VARIANT</b>	<b>ENGINE</b>	<b>TRANSMISSION</b>
2006	Chevrolet	Corvette	C6 Coupe	6.0L, V8	6M/6L80E
2006	Chevrolet	Corvette	C6 Convertible	6.0L, V8	6M/6L80E
2006	Chevrolet	Corvette	Z06 Coupe	7.0L, V8	6M

# 2006 CORVETTE

## ACTIVITY AREA 0 PRETREATMENT





# Dismantling Manual

## 2006 Chevrolet Corvette

### Activity Area 0 -- Pretreatment



Area: Pretreatment

Model: C6 Coupe, C6 Convertible, Z06

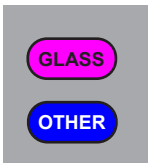
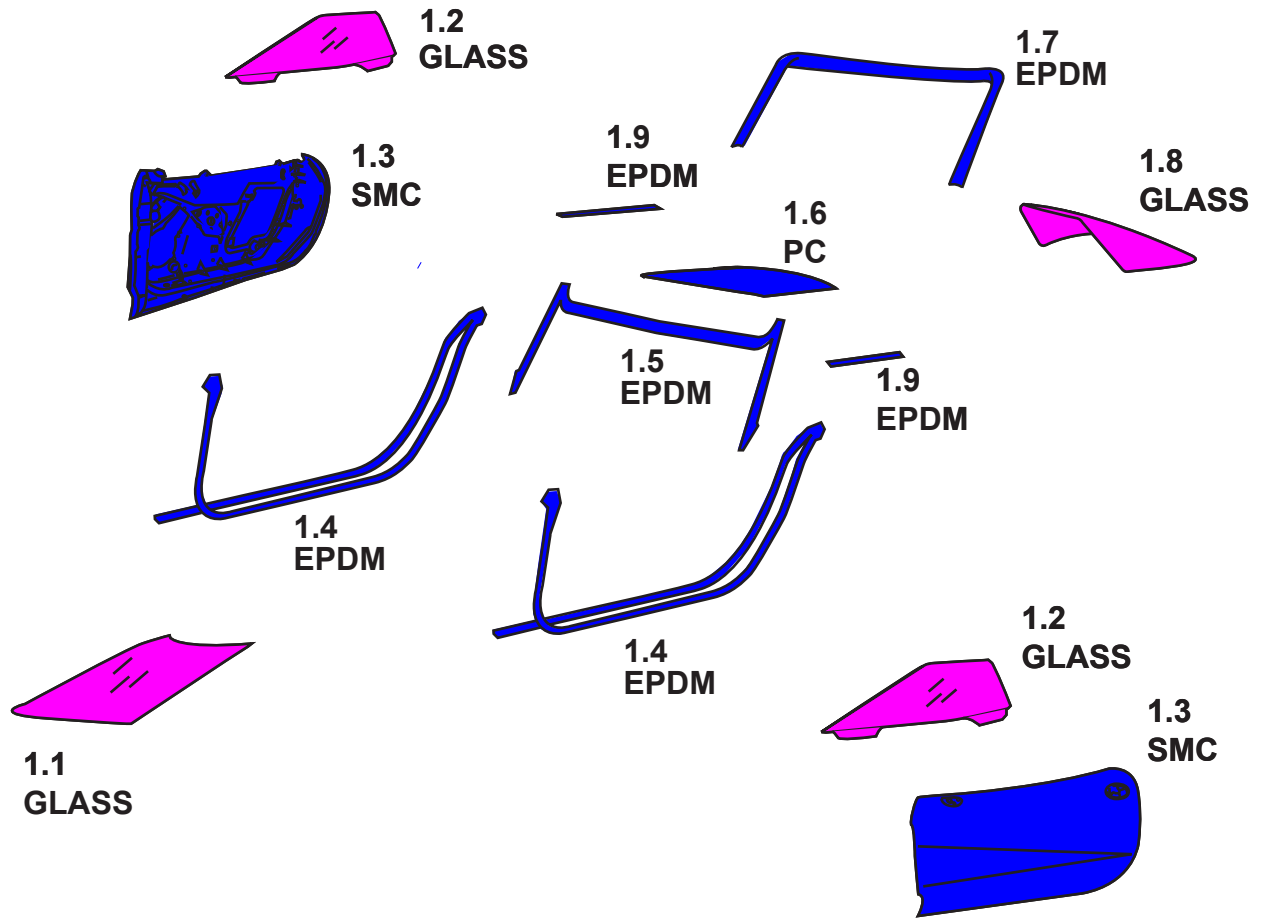

Activity Ref Area #	Part Name	Material	Qty	Total Volume or Weight
0.1	Steering oil	Oil		0.7 L
0.2	Front tire (C6)	EPDM	2	24.80 kg
0.2	Front tire (Z06)	EPDM	2	25.50 kg
0.3	Engine oil filter	Multiple	1	0.42 kg
0.4	Engine Oil (C6)	Oil		5.5 L
0.4	Engine Oil (Z06)	Oil		7.6 L
0.5	Coolant	Coolant		11.9 L
0.6	Battery (C6)	Multiple, including lead	1	16.3 kg
0.7	Refrigerant 134A	Refrigerant 134		0.57 kg
0.8	Passenger air bag	Multiple	1	3.48 kg
0.9	H.I.D. headlights	Mercury	2	1.1 mg
0.10	Fuel tank isolator	PUR	1	0.26 kg
0.11	Fuel tank	HDPE	2	11.21 kg
0.12	Rear axle oil (C6)	Oil		2.0 L
0.12	Rear axle oil (Z06)	Oil		2.5 L
0.13	Rear tire (C6)	EPDM	2	26.8 kg
0.13	Rear tire (Z06)	EPDM	2	30.5 kg
0.14	Driver side airbag	Multiple	1	1.53 kg
0.15	Battery (Z06)	Multiple, including lead	1	16.3 kg
0.16	Auto transmission oil	Oil		10.5 L
0.16	Manual transmission oil	Oil		3.8 L
0.17	Brake fluid	Oil		0.62 L
0.18	Navigation light tube	Mercury	1	2.34 mg
0.19	Side air bag	Multiple	2	0.78 kg
0.20	Seat belt pretensioner	Multiple	2	0.62 kg

#### Information & Comments:

Total Volume or Weight = single part material multiplied by the quantity.

# 2006 CORVETTE

## ACTIVITY AREA 1 DOORS AND GLAZING







# Dismantling Manual

## 2006 Chevrolet Corvette

### Activity Area 1 -- Doors and Glazing



Area: Doors and Glazing

Model: C6 Coupe, C6 Convertible, Z06

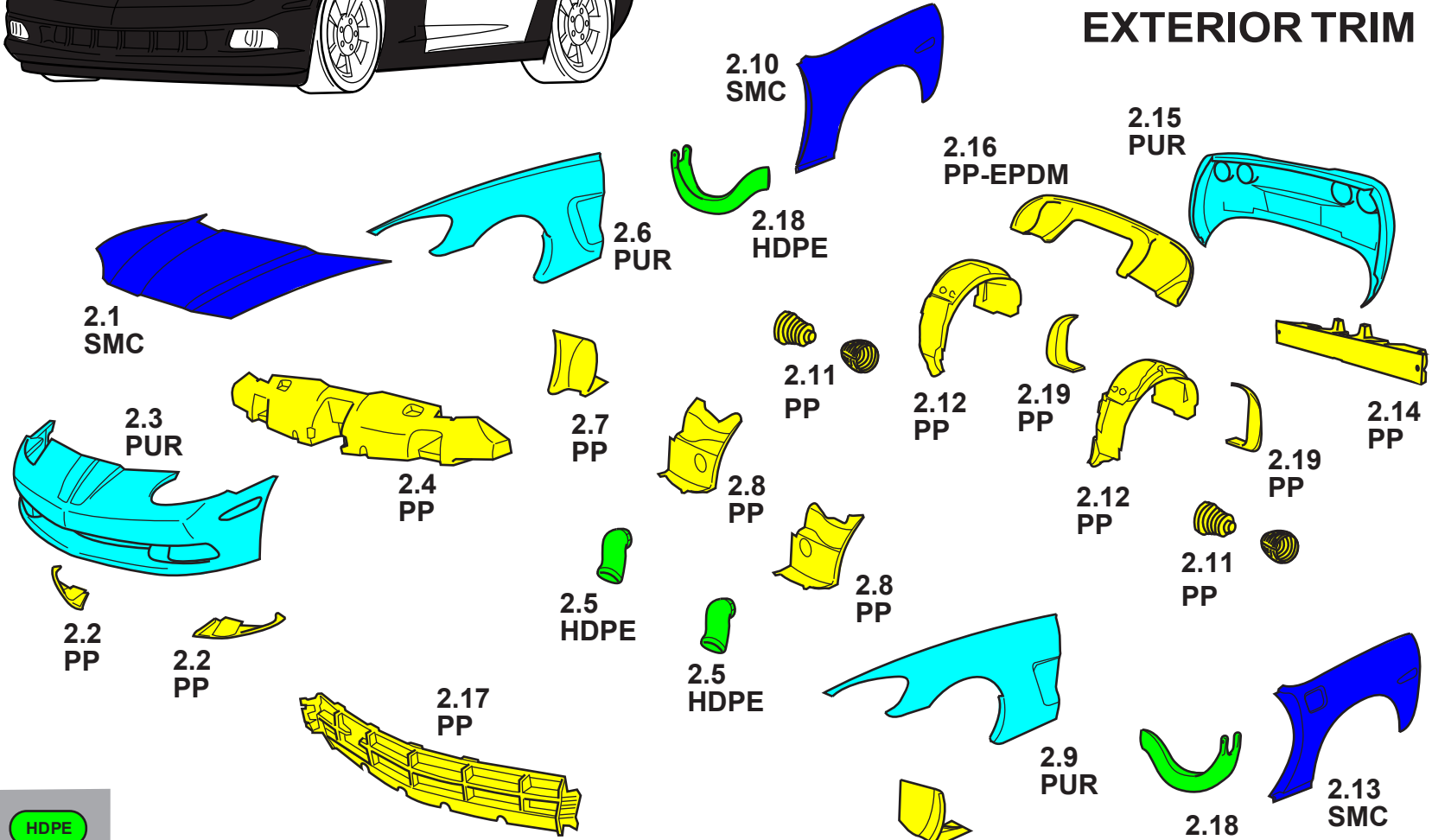

Activity Ref Area #	Part Name	Material	Qty	Total Volume or Weight (kg)
1.1	Windshield	Glass	1	14.49
1.2	Front door window, lh, rh	Glass	2	7.04
1.3	Front door, lh, rh	SMC	2	12.86
1.4	Front door weatherstrip	EPDM	2	0.72
1.5	Windshield opening weatherstrip	EPDM	1	1.12
1.6	Lift off roof panel	PC	1	3.50
1.7	Lift off panel rear weatherstrip	EPDM	1	0.85
1.8	Back window	Glass	1	10.47
1.9	Lift off panel side weatherstrip	EPDM	2	0.40

**Information & Comments:**

Total Volume or Weight = single part material multiplied by the quantity.

# 2006 CORVETTE

## ACTIVITY AREA 2 EXTERIOR TRIM



- HDPE
- OTHER
- PP
- PUR



# Dismantling Manual

## 2006 Chevrolet Corvette

### Activity Area 2 -- Exterior Trim




Area: Exterior Trim

Model: C6 Coupe, C6 Convertible, Z06

Activity Ref Area #	Part Name	Material	Qty	Total Volume or Weight (kg)
2.1	Hood	SMC	1	10.5
2.2	Front wheelhouse extension	PP	2	0.46
2.3	Front bumper fascia (C6)	PUR	1	6.97
2.3	Front bumper fascia (Z06)	PUR	1	6.48
2.4	Front bumper energy absorber	PP	1	1.66
2.5	Front fender brake cooler duct	HDPE	2	.33
2.6	Front fender, right (C6)	PUR	1	3.85
2.6	Front fender, right (Z06)	Carbon Fiber	1	1.35
2.7	Front wheelhouse lower rear closeout (C6)	PP	2	0.79
2.7	Front wheelhouse lower rear closeout (Z06)	PP	2	0.90
2.8	Front wheelhouse lower front closeout (C6)	PP	2	0.79
2.8	Front wheelhouse lower front closeout (Z06)	PP	2	0.95
2.9	Front fender, left (C6)	PUR	1	3.82
2.9	Front fender, left (Z06)	Carbon Fiber	1	1.35
2.10	Quarter panel, right rear (C6)	SMC	1	3.50
2.10	Quarter panel, right rear (Z06)	SMC	1	3.40
2.11	Axle assembly boot, lh, rh	PP	2	4.32
2.12	Rear wheelhouse liner, lh, rh (C6)	PP	2	4.12
2.12	Rear wheelhouse liner, lh, rh (Z06)	PP	2	3.42
2.13	Quarter panel, left rear (C6)	SMC	1	3.57
2.13	Quarter panel, left rear (Z06)	SMC	1	3.44
2.14	Rear bumper energy absorber (C6)	PP	1	1.76
2.14	Rear bumper energy absorber (Z06)	PP	1	1.50
2.15	Rear bumper fascia (C6)	PUR	1	7.00
2.15	Rear bumper fascia (Z06)	PUR	1	6.53
2.16	Lower rear fascia (C6)	PP-EPDM	1	2.16
2.16	Lower rear fascia (Z06)	PP-EPDM	1	1.40
2.17	Grille (C6)	PP	1	0.45
2.17	Grille (Z06)	PP	1	0.55
2.18	Rear brake cooling duct	HDPE	2	1.10
2.19	Rear wheel opening molding	PP	2	0.37

**Information & Comments:**

Total Volume or Weight = single part material multiplied by the quantity.



**2006**  
**CORVETTE**  
**ACTIVITY AREA 3**  
**INSTRUMENT PANEL**

**NO PARTS WERE RECORDED AS REMOVED FROM THIS ACTIVITY AREA**



**Dismantling Manual**  
**2006 Chevrolet Corvette**  
**Activity Area 3 -- Instrument Panel**



**Area:** Instrument Panel

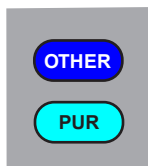
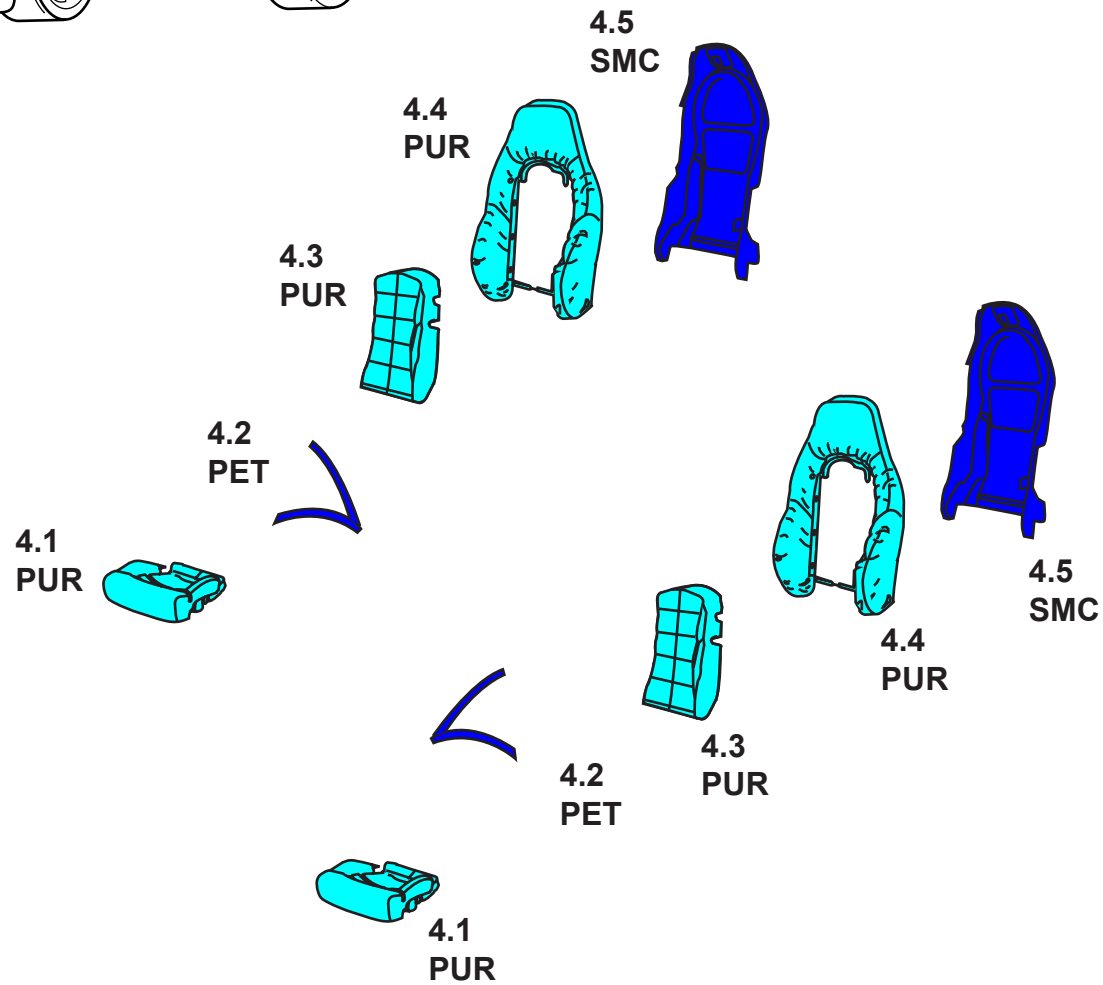

**Model:** C6 Coupe, C6 Convertible, Z06

Activity Ref Area #	Part Name	Material	Qty	Total Volume or Weight (kg)
---------------------	-----------	----------	-----	-----------------------------

**NO PARTS WERE RECORDED AS REMOVED FROM THIS ACTIVITY AREA**

# 2006 CORVETTE

## ACTIVITY AREA 4 SEATING





# Dismantling Manual

## 2006 Chevrolet Corvette

### Activity Area 4 -- Seating




Area: Seating

Model: C6 Coupe, C6 Convertible, Z06

Activity Ref Area #	Part Name	Material	Qty	Total Volume or Weight (kg)
4.1	Front seat foam, lower, lh, rh	PUR	2	1.34
4.2	Front seat belt webbing	PET	2	0.30
4.3	Front seat foam, center, lh, rh	PUR	2	1.09
4.4	Front seat foam upper, lh, rh	PUR	2	1.48
4.5	Front seat frame back	SMC	2	5.97

**Information & Comments:**

Total Volume or Weight = single part material multiplied by the quantity.



# **2006 CORVETTE**

**ACTIVITY AREA 5  
INTERIOR TRIM**

**NO PARTS WERE RECORDED AS REMOVED FROM THIS ACTIVITY AREA**





**Dismantling Manual**  
**2006 Chevrolet Corvette**  
**Activity Area 5 -- Interior Trim**



**Area:** Interior Trim

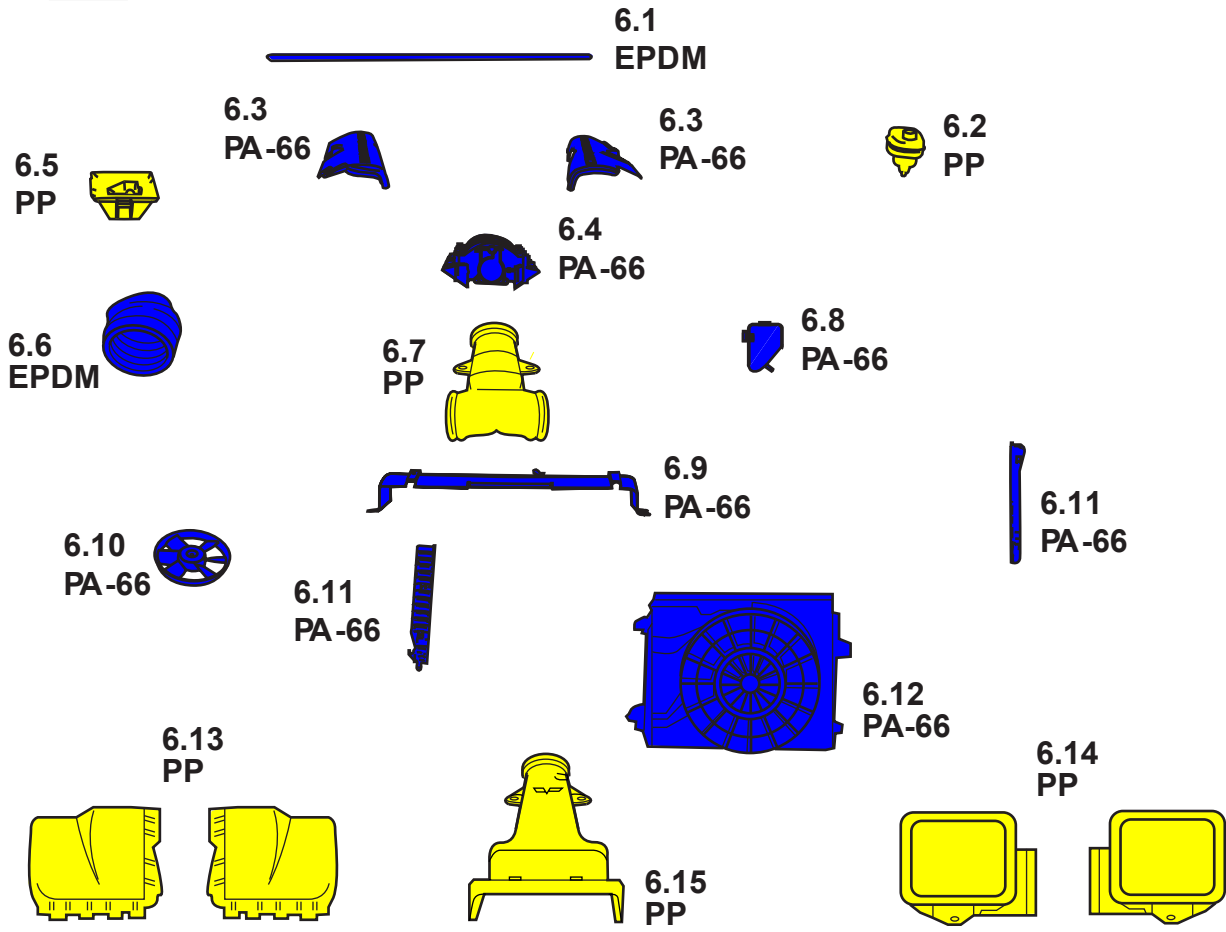

**Model:** C6 Coupe, C6 Convertible, Z06

Activity Ref Area #	Part Name	Material	Qty	Total Volume or Weight (kg)
---------------------	-----------	----------	-----	-----------------------------

**NO PARTS WERE RECORDED AS REMOVED FROM THIS ACTIVITY AREA**

# 2006 CORVETTE

## ACTIVITY AREA 6 ENGINE COMPARTMENT



PP

OTHER



# Dismantling Manual

## 2006 Chevrolet Corvette



### Activity Area 6 -- Engine Compartment


Area: Engine Compartment

Model: C6 Coupe, C6 Convertible, Z06

Activity Ref Area #	Part Name	Material	Qty	Total Volume or Weight (kg)
6.1	Hood weatherstrip	EPDM	1	0.34
6.2	Master cylinder reservoir	PP	1	0.15
6.3	Valve cover shield (C6)	PA-66	2	0.64
6.3	Valve cover shield (Z06)	PA-66	2	1.15
6.4	Intake manifold	PA-66	1	3.64
6.5	Battery tray (C6)	PA-66	1	0.49
6.6	Engine air inlet duct	EPDM	1	0.38
6.7	Engine air inlet tube (C6)	PP	1	0.69
6.8	Power steering pump reservoir	PA-66	1	0.24
6.9	Radiator bracket	PA-66	1	0.68
6.10	Radiator cooling fan	PA-66	1	0.58
6.11	Radiator tank	PA-66	2	0.78
6.12	Radiator cooling fan frame	PA-66	1	1.50
6.13	Air cleaner housing, upper (C6)	PP	2	0.52
6.14	Air cleaner housing, lower (C6)	PP	2	0.64
6.15	Air cleaner housing assembly (Z06)	PP	1	1.07

#### Information & Comments:

Total Volume or Weight = single part material multiplied by the quantity.



**2006**  
**CORVETTE**  
ACTIVITY AREA 7  
LOAD SPACE

**NO PARTS WERE RECORDED AS REMOVED FROM THIS ACTIVITY AREA**



# Dismantling Manual

## 2006 Chevrolet Corvette

### Activity Area 7 -- Load Space



Area: Load Space

Model: C6 Coupe, C6 Convertible, Z06

Activity Ref Area #	Part Name	Material	Qty	Total Volume or Weight (kg)
---------------------	-----------	----------	-----	-----------------------------

**NO PARTS WERE RECORDED AS REMOVED FROM THIS ACTIVITY AREA**

**VEHICLE**

---

**DISMANTLING MANUAL**

**2006**



Revised  
September 28, 2005