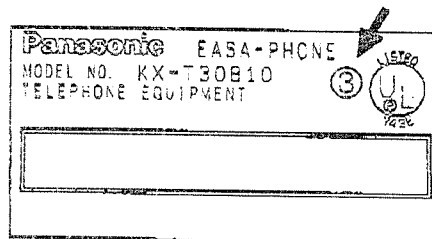


ELECTRONIC MODULAR SWITCHING SYSTEM  
KX-T30810

**Installation and Operation Manual  
for Added and Changed Features**

Please read this Manual first and then another Installation Manual for programming.

This manual is available for KX-T30810 which has  
the mark ③ on the plate as shown below.

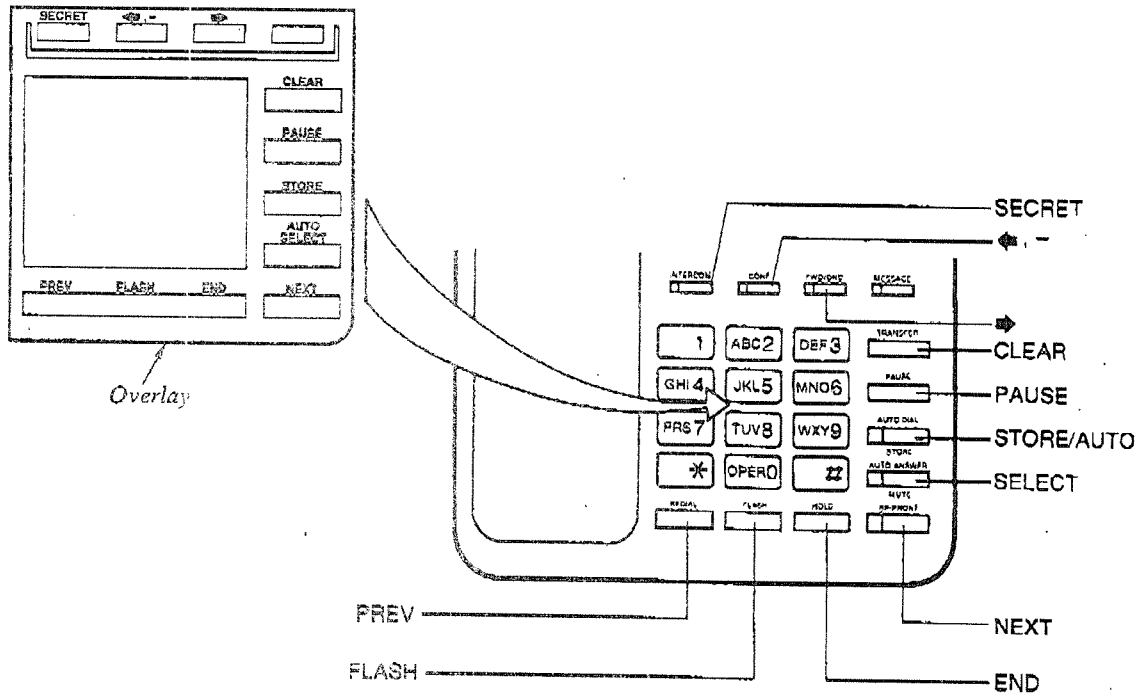


**Note:**

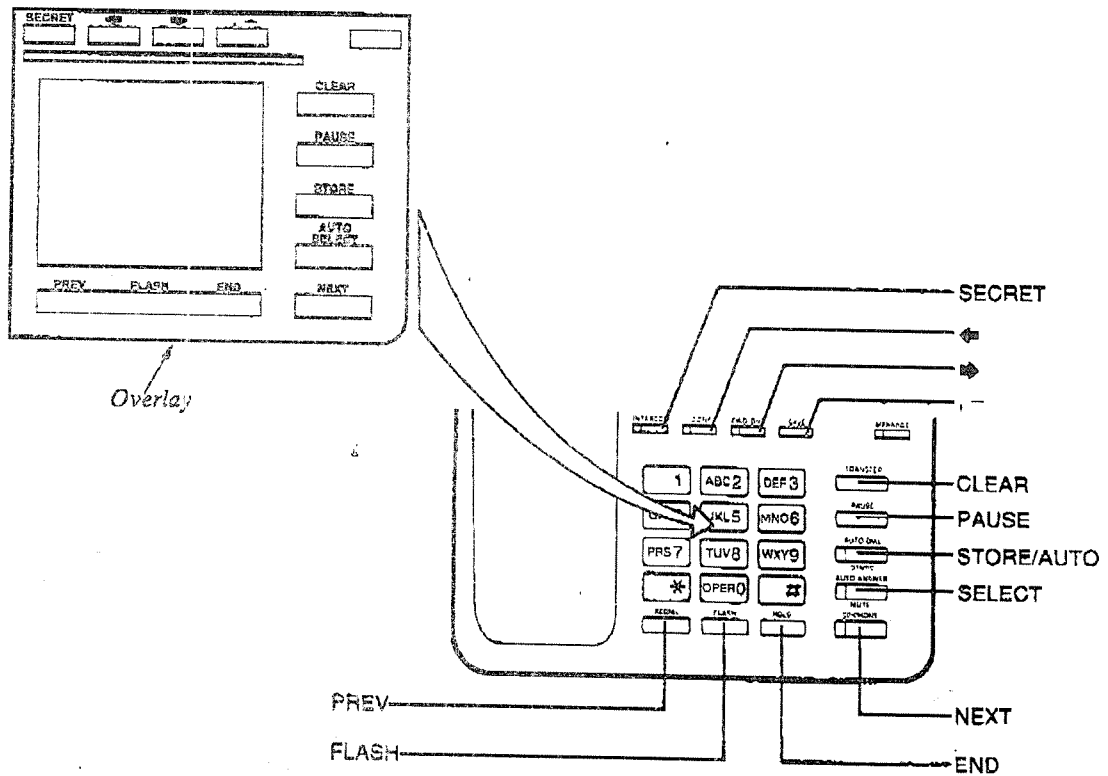
1. For KX-T7020, 7030, 7050 and 7130, press the "STORE" key instead of "MEMORY" key.
2. For KX-T7020, 7030, 7050 and 7130, press the "AUTO ANSWER" key instead of "AUTO ANS" key.
3. For the Features of Flexible keys, refer to this manual.
4. Extension 11 should be connected to KX-T30830, 7030 and 7130 for programming system data.
5. All the programming procedures described in the Installation Manual have been modified. Delete step 2 "Press the NEXT button" from every feature of the programming in another Installation Manual. For further detail, see page 3 of this manual. This manual describes the revised procedures from which step 2 has already been deleted.

When the System Program Switch on the KX-T30810 is set to the PROGRAM position, the operation of the KX-T7030 and the KX-T7130 connected to extension 11 will change as follows.

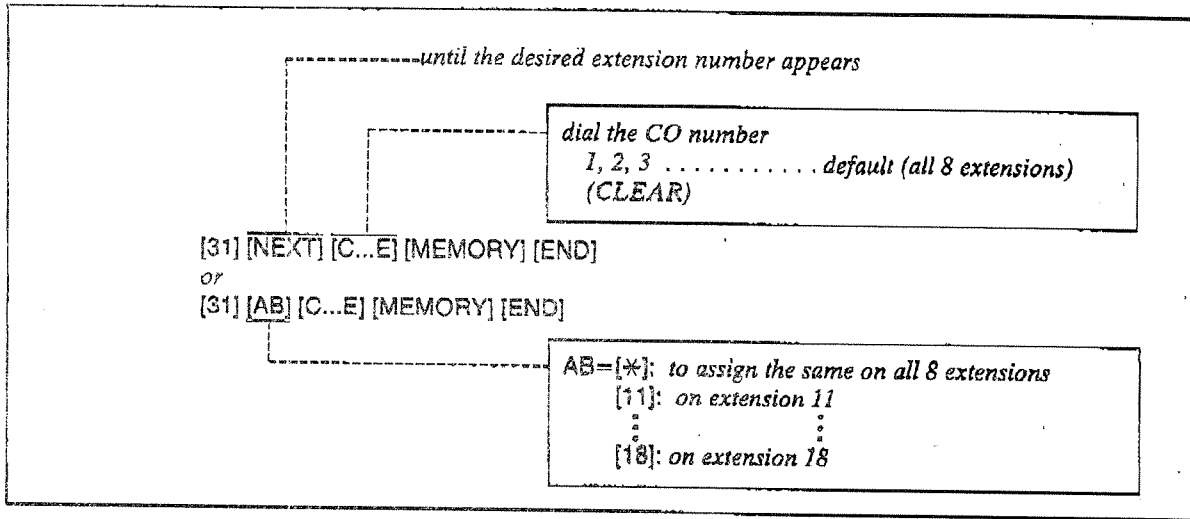
**KX-T7030**



**KX-T7130**



## Automatic Designated CO Line Access



### Description

Through programming, you can select which CO Line is accessed automatically when you dial 9 to use the "Automatic Line Access" feature or you use the "Auto CO Hunting" feature.

### Conditions

- When you start the programming from step 1, you may dial the desired extension number instead of NEXT button at step 2.
- The PREV button allows you to go to the previous extension for displaying the CO assignment.

### Programming

1. Dial (31).  
"ENTER EXT NO" will be displayed.
2. Press the NEXT button.  
"11:CO 1, 2, 3" will be displayed and "1, 2, 3" will blink.
3. Dial the CO numbers to be entered.  
To cancel the entered CO Number, press the CLEAR button.
4. Press the MEMORY button.  
The LCD will stop blinking.
5. Repeat steps 2 to 4, to program the assignment of the other extensions.
6. To return to the initial programming mode, press the END button.

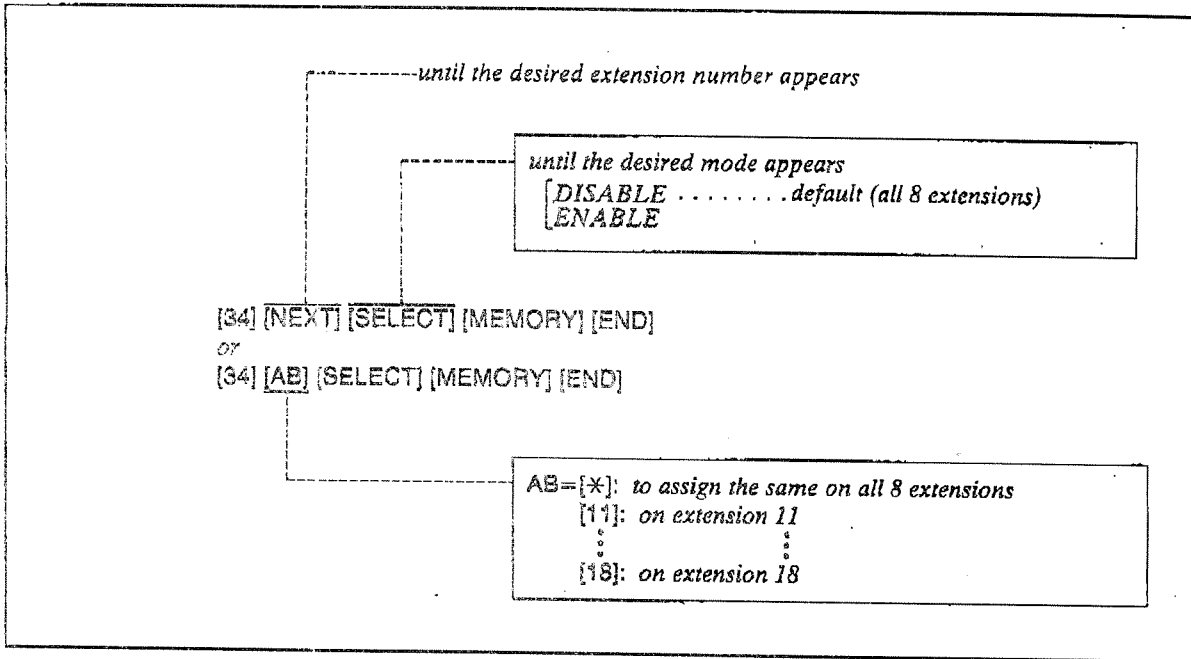
### Operation

- The programmed CO line will be selected after dialing 9 automatically.

### Programming Table

See page 38.

## Standard Telephone Connection with Proprietary Telephone



### Description

You can select whether the standard telephone which is connected in parallel with the proprietary telephone works or not.

**ENABLE** ....The standard telephone works

**DISABLE**.....The standard telephone does not work

### Programming

1. Dial (34).  
"ENTER EXT NO" will be displayed.
2. Press the **NEXT** button until the desired extension number appears.  
"11:DISABLE" will be displayed and "DISABLE" will blink.
3. Press the **SELECT** button to alternate between **ENABLE** and **DISABLE** and select the desired mode.
4. Press the **MEMORY** button.  
The LCD will stop blinking.
5. Repeat steps 2 to 4, to program the assignment of the other extensions.

6. To return to the initial programming mode, press the **END** button.

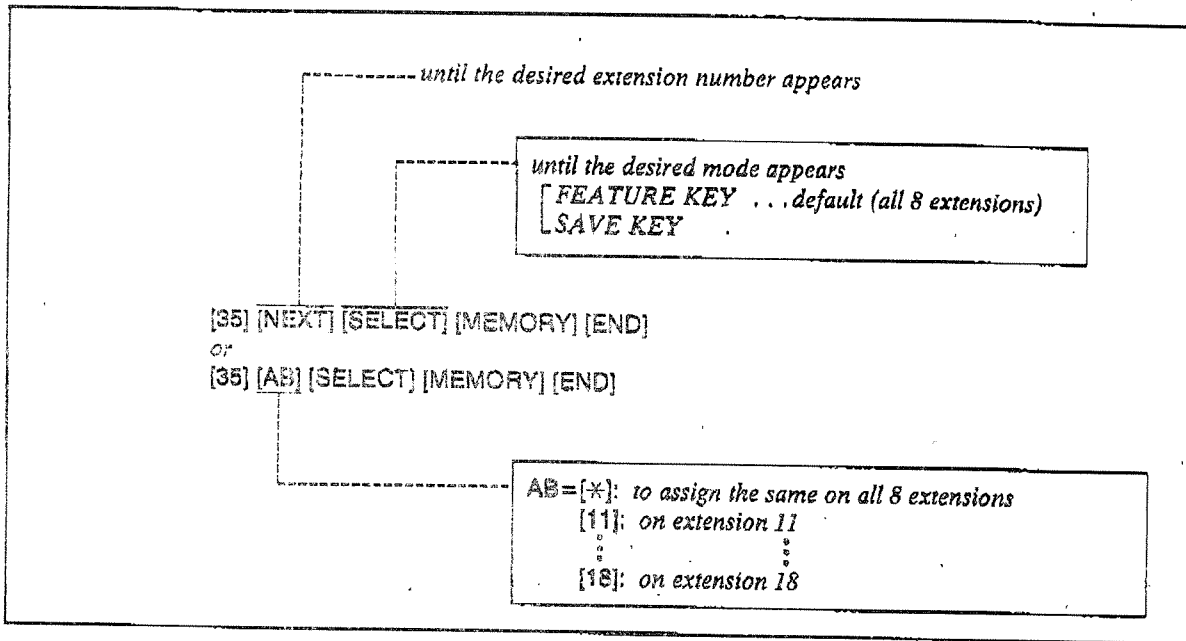
### Conditions

- If you start the programming from step 1, you may dial the desired extension number instead of **NEXT** button at step 2.
- The **PREV** button allows you to return to the previous extension.
- When a call reaches to a KX-T30830, two types of ring will sound. This is normal and we recommend you to select **DISABLE** by programming if you do not use the standard telephone that is connected in parallel.

### Programming Table

See page 38.

**FI/SAVE Selection (for KX-T30850, KX-T7020, KX-T7030, KX-T7050)**



**Description**

The SAVE button is not provided with KX-T30850, KX-T7020, KX-T7030 and KX-T7050. F1 button can be changed from programmable feature button to SAVE button.  
 "FEATURE KEY" mode ...  
     programmable feature function  
 "SAVE KEY" mode ...  
     SAVE function

4. Press the MEMORY button.
5. Repeat steps 2 to 4, to program SAVE button of the other extensions.
6. To return to the initial programming mode, press the END button.

**Programming**

1. Dial (35).  
    "ENTER EXT NO" will be displayed.
2. Press the NEXT button.  
    "11: FEATURE KEY" is displayed and the "FEATURE KEY" will blink.
3. Press the SELECT button to alternate between FEATURE KEY and SAVE KEY and select the desired mode.

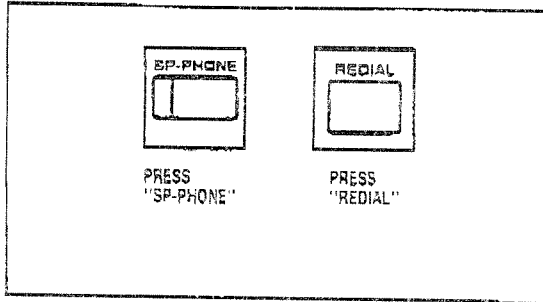
**Conditions**

- You may dial the desired extension number which needs SAVE button instead of NEXT button at step 2.
- The PREV button allows you to go the previous extension for displaying the FI/SAVE selection.

**Programmable Table**

See page 38.

## Automatic Redial



### Description

The last phone number dialed on an outgoing call to CO line can be redialed up to 15 times. This feature is available for only KX-T7020, KX-T7030, KX-T7050 and KX-T7130.

### Operation

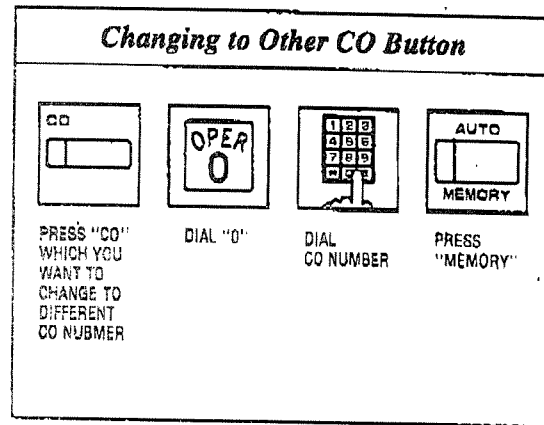
1. Press the SP-PHONE button.
2. Press the REDIAL button.

You may press the CO button to select the CO line directly after pressing the SP-PHONE button.

### Conditions

- To cancel automatic redialing, press the FLASH button.
- Pressing the REDIAL or SAVE button allows you to:
  - Redial once when using the handset.
  - Redial up to 15 times within 10 minutes when using the Redial feature with the SP-PHONE button.

## Flexible CO Button



### Description

Allows each CO button number to be changed to a different CO number.

### Operation

- Be sure the handset is on the cradle and the SP-PHONE button is off.
  - Set the MEMORY switch of the proprietary telephone to "PROGRAM".
1. Press the CO button which you want to change to different CO number. When pressing CO 1 button, "CO 1" will be displayed.
  2. Dial (0). "CO" will be displayed.
  3. Dial the new CO number (1 through 3). When dialing (2), "CO 2" will be displayed.
  4. Press the MEMORY button.
- After programming, return the MEMORY switch to the "SET" position.

### Conditions

If you program the same CO number as another CO button, the original one will be cleared.


- Initial assignment (default) for the flexible buttons is as follows:
 

CO1 button...CO1	CO7 button...DSS13
CO2 button...CO2	CO8 button...DSS14
CO3 button...CO3	CO9 button...DSS15
CO4 button...not stored	CO10 button...DSS16
CO5 button...DSS11	CO11 button...DSS17
CO6 button...DSS12	CO12 button...DSS18


## Flexible CO Button (cont.)

### Changing to DSS Button

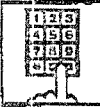
**Setting**




PRESS "CO" WHICH YOU WANT TO CHANGE TO DSS BUTTON



DIAL "1"




DIAL EXTENSION NUMBER




PRESS "MEMORY"

**Dialing (Inter Office Calling)**



LIFT HANDSET OR PRESS "SP-PHONE"



PRESS "CO" WHICH HAS BEEN CHANGED TO DSS BUTTON

### Description

Allows each CO button to change to a DSS (Direct Station Selection) button. DSS button can be used instead of dialing an extension number.

### Operation

#### Setting

- Be sure the handset is on the cradle and the SP-PHONE button is off.
- Set the MEMORY switch of the proprietary telephone to "PROGRAM".

1. Press the CO button which you want to change to a DSS button.  
When pressing the CO 1, "CO 1" will be displayed.

2. Dial (1).

"EXT" will be displayed.

3. Dial the extension number (11 through 13).  
When dialing (11), "EXT 11" will be displayed.

4. Press the MEMORY button.

• After programming, return the MEMORY switch to the "SET" position.

#### Dialing (Inter Office Calling)

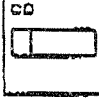
1. Lift the handset or press the SP-PHONE button.

2. Press the CO button which has been changed to DSS button.


### Condition

If you program the same extension number as another CO or DSS button, the original one will be cleared.


### Changing to One Touch Dialing Button



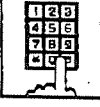
PRESS "CO" WHICH YOU WANT TO CHANGE TO ONE TOUCH DIALING




DIAL "2"



DIAL "9"



DIAL PHONE NUMBER



PRESS "MEMORY"

• You may dial 81 through 83 instead of 9.

### Description

Allows each CO button to be used as a one touch dialing memory location. Up to 16 digits can be stored in each of the CO buttons.

### Operation

- Be sure the handset is on the cradle and the SP-PHONE button is off.
- Set the MEMORY switch of the proprietary telephone to "PROGRAM".

1. Press the CO button which you want to use as a one touch dialing memory location.  
When pressing CO 1 button, "CO 1" will be displayed.

2. Dial (2).

3. Dial (9).

• You may dial 81 through 83 instead of 9 to select the desired trunk.

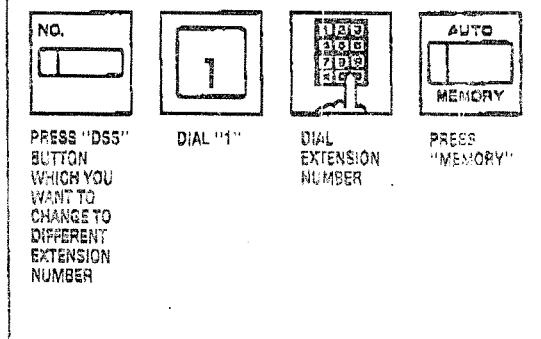
4. Dial the phone number.

5. Press the MEMORY button.

• After programming, return the MEMORY switch to the "SET" position.

## Flexible DSS Button (for KX-T30830)

### Changing to Other DSS Button



### Description

Allows each DSS button to change to an extension number which is different from the default extension number.

### Operation

#### Setting

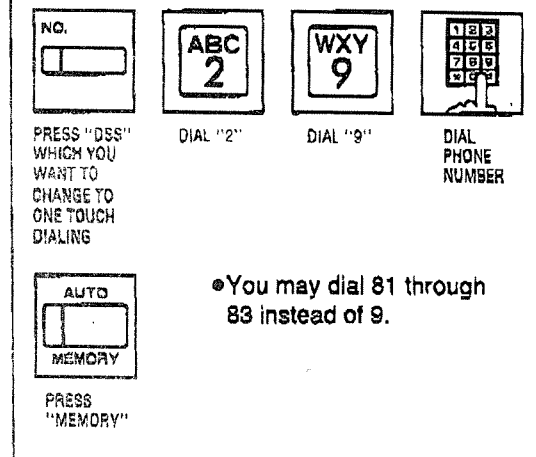
- Be sure the handset is on the cradle and the SP-PHONE button is off.
- Set the MEMORY switch to "PROGRAM".

1. Press the DSS button which you want to change to a different extension number.
2. Dial (1).
3. Dial the new extension number (11 through 18).
4. Press the MEMORY button.
  - After programming, return the MEMORY switch to the "SET" position.

### Condition

If you program the same extension number as another CO or DSS button, the original one will be cleared.

### Changing to One Touch Dialing Button



### Description

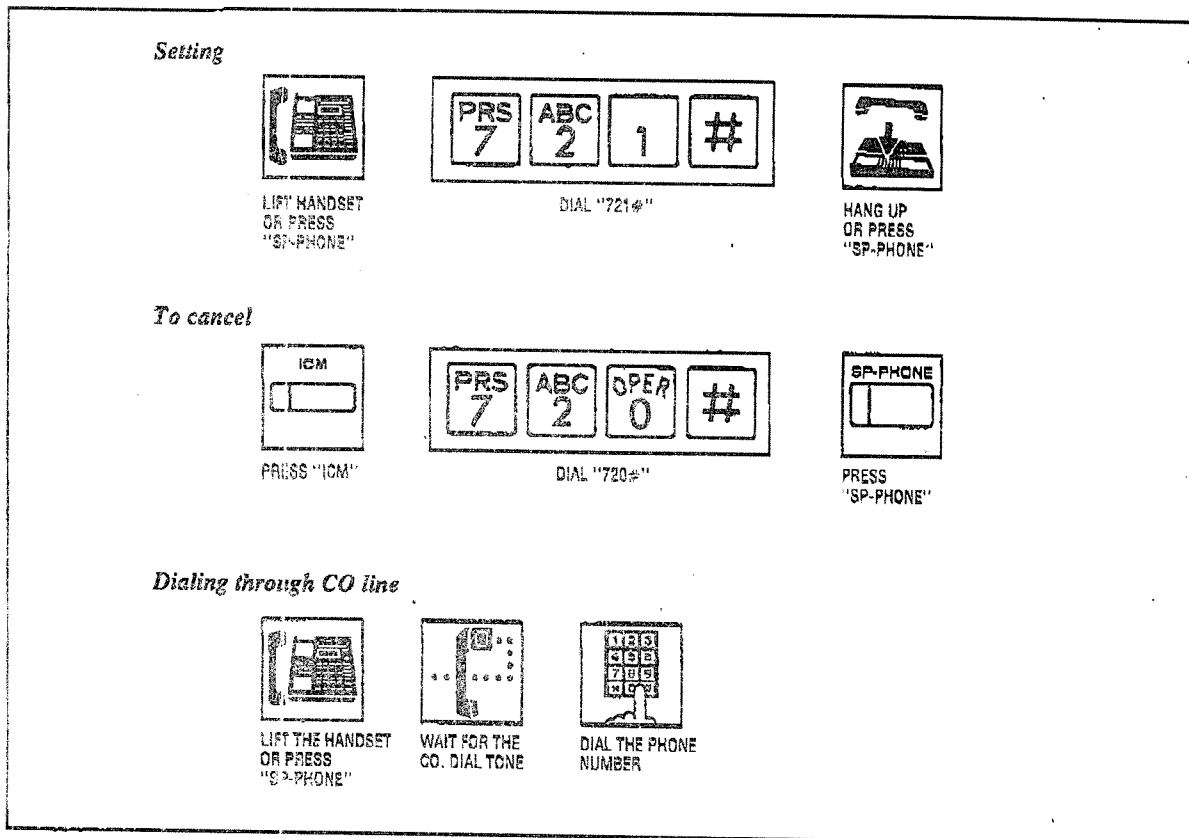
Allows each DSS button to be used as a one touch dialing memory location. Up to 16 digits can be stored in each DSS button.

### Operation

- Be sure the handset is on the cradle and the SP-PHONE button is off.
  - Set the MEMORY switch to "PROGRAM".
1. Press the DSS button which you want to use as a one touch dialing memory location.
  2. Dial (2).
  3. Dial (9).
    - You may dial 81 through 83 instead of 9 to select the desired trunk.
  4. Dial the phone number.
  5. Press the MEMORY button.
    - After programming, return the MEMORY switch to the "SET" position.



## Auto CO Hunting



### Description

Allows an extension user to access any CO line which is not in use directly by picking up the handset or the speakerphone on and tells the user which is the accessed line by lighting the CO line indicator.

### Operation

#### Setting

1. Lift the handset or press the SP-PHONE button.
2. Dial (721#).  
Wait for confirmation tone.  
"AUTO CO HUNT ON" will be displayed.
3. Hang up or press the SP-PHONE button.

#### To cancel

1. Press the INTERCOM button.
2. Dial (720#).  
Wait for confirmation tone.  
"AUTO CO HUNT OFF" will be displayed.

3. Press the SP-PHONE button.

#### Dialing through CO line

1. Lift the handset or press the SP-PHONE button. Dial tone from CO will be heard.
2. Dial the phone number.

• When you access an extension in the Auto CO Hunting, press the ICM button after lifting the handset or pressing the SP-PHONE button.

### Condition

Standard telephone is not available.

#### Note:

To operate features after setting "Auto CO Hunting", press the ICM button instead of lifting the handset at step 1 in the procedures described in the Installation Manual or this manual and then proceed to step 2. The reason to press the ICM button instead of lifting the handset is because lifting the handset causes the line to be connected to a CO line.

### **System Speed Calling Entry** (See page 2-5 in another Installation Manual)

The number of speed calling entry is changed to 80 phone numbers each with up to 32 digits.

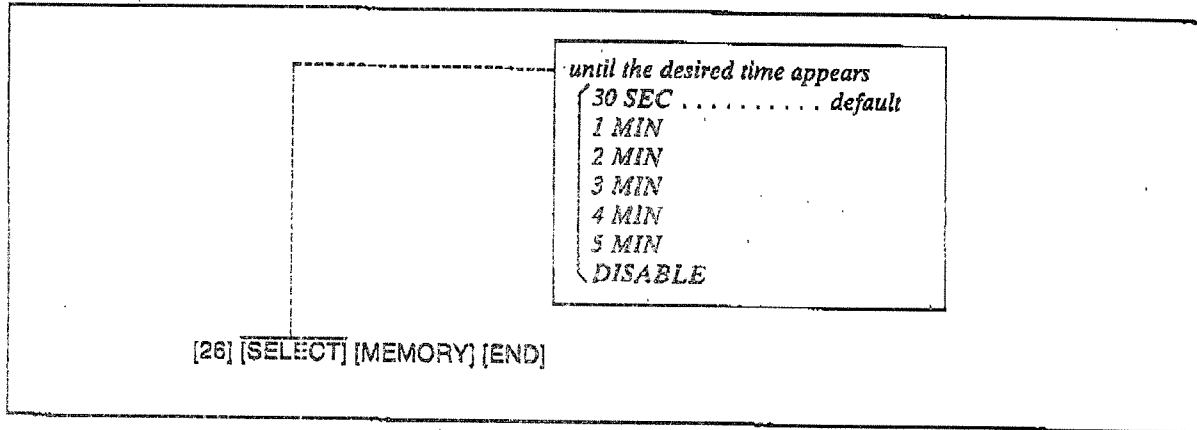
### **Programming Secret Auto Dial** (See page 2-37 in another Installation Manual)

The program address number [30] is changed to [29].

### **One Touch Dialing** (See page 3-4 in another Installation Manual)

Storage for one touch dialing is changed from "Up to 32 digits" to "Up to 16 digits".

## Hold Recall Time Set



### Description

This will inform you that you keep holding the line by ringing, after the time passes.

### Programming

1. Dial (26).  
" TIME: 30 SEC" will be displayed and "30 SEC" will blink.
2. Keep pressing the SELECT button until the desired time is displayed.
3. Press the MEMORY button.
4. To return to the initial programming mode, press the END button.

*Example:*

2 minutes = [26] [SELECT] [SELECT]  
[MEMORY] [END]

### Programming Table

See page 37.

# PROGRAMMING TABLE

TO SET	PROGRAM ADDRESS	STEPS REQUIRED TO CHANGE PROGRAM																																																		
Date and Time	[00]	<p>[A] [⇒] [SELECT] [⇒] [B] [⇒] [SELECT] [⇒] [C] [⇒] [D] [⇒] [SELECT] [MEMORY] [END]</p> <p style="margin-left: 20px;"> <span style="margin-right: 40px;">L---year</span> <span style="margin-right: 40px;">L---month</span> <span style="margin-right: 40px;">L---day</span> <span style="margin-right: 40px;">L---hour</span> <span style="margin-right: 40px;">L---minute</span> <span style="margin-right: 40px;">L---AM/PM</span> <span style="margin-left: 40px;">L---day of the week</span> </p>																																																		
System Speed Calling Entry	[01] or [AUTO]	<p>[AB] [CD] [phone number] [MEMORY]</p> <p style="margin-left: 20px;"> <span style="margin-right: 40px;">L-----</span> <span style="margin-right: 40px;">[E]: automatic line access number</span> </p> <p style="margin-left: 20px;"> <span style="margin-right: 40px;">L-----</span> <span style="margin-right: 40px;">[81] through [83]: outside line access number</span> </p> <p style="margin-left: 20px;"> <span style="margin-right: 40px;">L-----</span> <span style="margin-right: 40px;">[00] through [79]: speed access code</span> </p> <p>• To advance to the next code. [SELECT] [AB] [CD] [phone number] [MEMORY]</p> <p>• To exit the speed calling entry, press [END].</p>																																																		
System Speed Calling —Class Assignment	[02]	<p>[SELECT] [MEMORY] [END]</p> <p style="margin-left: 20px;">L--- until the desired boundary class appears</p> <table border="1" style="width: 100%; border-collapse: collapse; margin-left: 20px;"> <thead> <tr> <th style="width: 50%;"></th> <th style="width: 20%; text-align: center;">Default</th> <th style="width: 30%; text-align: center;">To make a change</th> </tr> </thead> <tbody> <tr> <td>CLASS 1</td> <td style="text-align: center;">x</td> <td></td> </tr> <tr> <td>CLASS 2</td> <td></td> <td></td> </tr> <tr> <td>CLASS 3</td> <td></td> <td></td> </tr> </tbody> </table>		Default	To make a change	CLASS 1	x		CLASS 2			CLASS 3																																								
	Default	To make a change																																																		
CLASS 1	x																																																			
CLASS 2																																																				
CLASS 3																																																				
Dial Mode (Tone/Pulse) Selection	[03]	<p>[NEXT] [SELECT] [MEMORY] [END]</p> <p style="margin-left: 20px;">L--- TONE/PULSE</p> <p style="margin-left: 20px;">L--- until the desired CO number appears</p> <table border="1" style="width: 100%; border-collapse: collapse; margin-left: 20px;"> <thead> <tr> <th style="width: 40%;"></th> <th style="width: 15%; text-align: center;">Default</th> <th colspan="3" style="width: 45%; text-align: center;">To make program change</th> </tr> </thead> <tbody> <tr> <td>CO(s)</td> <td style="text-align: center;">all CO's</td> <td style="text-align: center;">1</td> <td style="text-align: center;">2</td> <td style="text-align: center;">3</td> </tr> <tr> <td>Tone (DTMF) mode</td> <td style="text-align: center;">x</td> <td></td> <td></td> <td></td> </tr> <tr> <td>Pulse mode</td> <td></td> <td></td> <td></td> <td></td> </tr> </tbody> </table>		Default	To make program change			CO(s)	all CO's	1	2	3	Tone (DTMF) mode	x				Pulse mode																																		
	Default	To make program change																																																		
CO(s)	all CO's	1	2	3																																																
Tone (DTMF) mode	x																																																			
Pulse mode																																																				
Switching Mode (Day/Night Service)	[04]	<p>[SELECT] [MEMORY] [END]</p> <p style="margin-left: 20px;">L--- MAN/AUTO</p> <table border="1" style="width: 100%; border-collapse: collapse; margin-left: 20px;"> <thead> <tr> <th style="width: 50%;"></th> <th style="width: 20%; text-align: center;">Default</th> <th style="width: 30%; text-align: center;">To make program change</th> </tr> </thead> <tbody> <tr> <td>Manual</td> <td style="text-align: center;">x</td> <td></td> </tr> <tr> <td>Automatic</td> <td></td> <td></td> </tr> </tbody> </table>		Default	To make program change	Manual	x		Automatic																																											
	Default	To make program change																																																		
Manual	x																																																			
Automatic																																																				
Starting Time (Day/Time)	[05]	<p>[A] [⇒] [B] [⇒] [SELECT] [MEMORY] [NEXT] [C] [⇒] [D] [⇒] [SELECT] [MEMORY] [END]</p> <p style="margin-left: 20px;"> <span style="margin-right: 40px;">L---minute</span> <span style="margin-right: 40px;">L---AM/PM</span> <span style="margin-right: 40px;">L---minute</span> <span style="margin-right: 40px;">L---AM/PM</span> </p> <p style="margin-left: 20px;"> <span style="margin-right: 40px;">L---starting time for day service (hour)</span> <span style="margin-right: 40px;">L---starting time for night service (hour)</span> </p> <table border="1" style="width: 100%; border-collapse: collapse; margin-left: 20px;"> <thead> <tr> <th style="width: 50%;"></th> <th style="width: 20%; text-align: center;">Default</th> <th colspan="3" style="width: 30%; text-align: center;">To make program change</th> </tr> </thead> <tbody> <tr> <td>Day plan</td> <td style="text-align: center;">9:00 AM</td> <td></td> <td></td> <td></td> </tr> <tr> <td>Night plan</td> <td style="text-align: center;">5:00 PM</td> <td></td> <td></td> <td></td> </tr> </tbody> </table>		Default	To make program change			Day plan	9:00 AM				Night plan	5:00 PM																																						
	Default	To make program change																																																		
Day plan	9:00 AM																																																			
Night plan	5:00 PM																																																			
Flexible Day Outward Dialing Assignment	[06]	<p>[NEXT] [C...E] [MEMORY] [END]</p> <p style="margin-left: 20px;">L--- CO number</p> <p style="margin-left: 20px;">L--- until the desired extension number appears</p> <table border="1" style="width: 100%; border-collapse: collapse; margin-left: 20px;"> <thead> <tr> <th style="width: 40%;"></th> <th style="width: 15%; text-align: center;">Default</th> <th colspan="8" style="width: 45%; text-align: center;">To make program change</th> </tr> </thead> <tbody> <tr> <td>Extensions</td> <td style="text-align: center;">all extensions</td> <td style="text-align: center;">11</td> <td style="text-align: center;">12</td> <td style="text-align: center;">13</td> <td style="text-align: center;">14</td> <td style="text-align: center;">15</td> <td style="text-align: center;">16</td> <td style="text-align: center;">17</td> <td style="text-align: center;">18</td> </tr> <tr> <td>CO 1</td> <td style="text-align: center;">x</td> <td></td> <td></td> <td></td> <td></td> <td></td> <td></td> <td></td> <td></td> </tr> <tr> <td>CO 2</td> <td style="text-align: center;">x</td> <td></td> <td></td> <td></td> <td></td> <td></td> <td></td> <td></td> <td></td> </tr> <tr> <td>CO 3</td> <td style="text-align: center;">x</td> <td></td> <td></td> <td></td> <td></td> <td></td> <td></td> <td></td> <td></td> </tr> </tbody> </table>		Default	To make program change								Extensions	all extensions	11	12	13	14	15	16	17	18	CO 1	x									CO 2	x									CO 3	x								
	Default	To make program change																																																		
Extensions	all extensions	11	12	13	14	15	16	17	18																																											
CO 1	x																																																			
CO 2	x																																																			
CO 3	x																																																			
Flexible Night Outward Dialing Assignment	[07]	<p>[NEXT] [C...E] [MEMORY] [END]</p> <p style="margin-left: 20px;">L--- CO number</p> <p style="margin-left: 20px;">L--- until the desired extension number appears</p> <table border="1" style="width: 100%; border-collapse: collapse; margin-left: 20px;"> <thead> <tr> <th style="width: 40%;"></th> <th style="width: 15%; text-align: center;">Default</th> <th colspan="8" style="width: 45%; text-align: center;">To make program change</th> </tr> </thead> <tbody> <tr> <td>Extensions</td> <td style="text-align: center;">all extensions</td> <td style="text-align: center;">11</td> <td style="text-align: center;">12</td> <td style="text-align: center;">13</td> <td style="text-align: center;">14</td> <td style="text-align: center;">15</td> <td style="text-align: center;">16</td> <td style="text-align: center;">17</td> <td style="text-align: center;">18</td> </tr> <tr> <td>CO 1</td> <td style="text-align: center;">x</td> <td></td> <td></td> <td></td> <td></td> <td></td> <td></td> <td></td> <td></td> </tr> <tr> <td>CO 2</td> <td style="text-align: center;">x</td> <td></td> <td></td> <td></td> <td></td> <td></td> <td></td> <td></td> <td></td> </tr> <tr> <td>CO 3</td> <td style="text-align: center;">x</td> <td></td> <td></td> <td></td> <td></td> <td></td> <td></td> <td></td> <td></td> </tr> </tbody> </table>		Default	To make program change								Extensions	all extensions	11	12	13	14	15	16	17	18	CO 1	x									CO 2	x									CO 3	x								
	Default	To make program change																																																		
Extensions	all extensions	11	12	13	14	15	16	17	18																																											
CO 1	x																																																			
CO 2	x																																																			
CO 3	x																																																			

# PROGRAMMING TABLE *(cont.)*

TO SET	PROGRAM ADDRESS	STEPS REQUIRED TO CHANGE PROGRAM																																																																																																																			
Flexible Day Ringing Assignment	[08]	<p>[NEXT] [C...E] [MEMORY] [END]                      ----- CO number                      ----- until the desired extension number appears</p> <table border="1" style="width: 100%; border-collapse: collapse; margin-top: 5px;"> <thead> <tr> <th></th> <th style="text-align: center;">Default</th> <th colspan="8" style="text-align: center;">To make program change</th> </tr> <tr> <th style="text-align: left;">Extensions</th> <th style="text-align: center;">all extensions</th> <th>11</th><th>12</th><th>13</th><th>14</th><th>15</th><th>16</th><th>17</th><th>18</th> </tr> </thead> <tbody> <tr> <td>CO 1</td> <td style="text-align: center;">x</td> <td></td><td></td><td></td><td></td><td></td><td></td><td></td><td></td> </tr> <tr> <td>CO 2</td> <td style="text-align: center;">x</td> <td></td><td></td><td></td><td></td><td></td><td></td><td></td><td></td> </tr> <tr> <td>CO 3</td> <td style="text-align: center;">x</td> <td></td><td></td><td></td><td></td><td></td><td></td><td></td><td></td> </tr> </tbody> </table>		Default	To make program change								Extensions	all extensions	11	12	13	14	15	16	17	18	CO 1	x									CO 2	x									CO 3	x																																																																									
	Default	To make program change																																																																																																																			
Extensions	all extensions	11	12	13	14	15	16	17	18																																																																																																												
CO 1	x																																																																																																																				
CO 2	x																																																																																																																				
CO 3	x																																																																																																																				
Flexible Night Ringing Assignment	[09]	<p>[NEXT] [C...E] [MEMORY] [END]                      ----- CO number                      ----- until the desired extension number appears</p> <table border="1" style="width: 100%; border-collapse: collapse; margin-top: 5px;"> <thead> <tr> <th></th> <th style="text-align: center;">Default</th> <th colspan="8" style="text-align: center;">To make program change</th> </tr> <tr> <th style="text-align: left;">Extensions</th> <th style="text-align: center;">all extensions</th> <th>11</th><th>12</th><th>13</th><th>14</th><th>15</th><th>16</th><th>17</th><th>18</th> </tr> </thead> <tbody> <tr> <td>CO 1</td> <td style="text-align: center;">x</td> <td></td><td></td><td></td><td></td><td></td><td></td><td></td><td></td> </tr> <tr> <td>CO 2</td> <td style="text-align: center;">x</td> <td></td><td></td><td></td><td></td><td></td><td></td><td></td><td></td> </tr> <tr> <td>CO 3</td> <td style="text-align: center;">x</td> <td></td><td></td><td></td><td></td><td></td><td></td><td></td><td></td> </tr> </tbody> </table>		Default	To make program change								Extensions	all extensions	11	12	13	14	15	16	17	18	CO 1	x									CO 2	x									CO 3	x																																																																									
	Default	To make program change																																																																																																																			
Extensions	all extensions	11	12	13	14	15	16	17	18																																																																																																												
CO 1	x																																																																																																																				
CO 2	x																																																																																																																				
CO 3	x																																																																																																																				
Toll Restriction—Class Assignment	[10]	<p>[NEXT] [SELECT] [MEMORY] [END]                      ----- CLASS 1/2/3                      ----- until the desired extension number appears</p> <table border="1" style="width: 100%; border-collapse: collapse; margin-top: 5px;"> <thead> <tr> <th></th> <th style="text-align: center;">Default</th> <th colspan="8" style="text-align: center;">To make program change</th> </tr> <tr> <th style="text-align: left;">Extensions</th> <th style="text-align: center;">all extensions</th> <th>11</th><th>12</th><th>13</th><th>14</th><th>15</th><th>16</th><th>17</th><th>18</th> </tr> </thead> <tbody> <tr> <td>Class 1</td> <td style="text-align: center;">x</td> <td></td><td></td><td></td><td></td><td></td><td></td><td></td><td></td> </tr> <tr> <td>Class 2</td> <td></td> <td></td><td></td><td></td><td></td><td></td><td></td><td></td><td></td> </tr> <tr> <td>Class 3</td> <td></td> <td></td><td></td><td></td><td></td><td></td><td></td><td></td><td></td> </tr> </tbody> </table>		Default	To make program change								Extensions	all extensions	11	12	13	14	15	16	17	18	Class 1	x									Class 2										Class 3																																																																										
	Default	To make program change																																																																																																																			
Extensions	all extensions	11	12	13	14	15	16	17	18																																																																																																												
Class 1	x																																																																																																																				
Class 2																																																																																																																					
Class 3																																																																																																																					
Toll Restriction—Denied Code Assignment	[11]	<p>[NEXT] [C] [MEMORY] [END]                      ----- phone number with 7 digits                      ----- until the desired memory location number appears</p> <table border="1" style="width: 100%; border-collapse: collapse; margin-top: 5px;"> <thead> <tr> <th colspan="2"></th> <th colspan="5" style="text-align: center;">Memory location number</th> </tr> <tr> <th colspan="2"></th> <th>00</th><th>01</th><th>02</th><th>03</th><th>04</th> </tr> </thead> <tbody> <tr> <td rowspan="5" style="vertical-align: middle; text-align: center;">Phone number entry</td> <td style="text-align: center;">05</td> <td></td><td></td><td></td><td></td><td></td> </tr> <tr> <td style="text-align: center;">06</td> <td></td><td></td><td></td><td></td><td></td> </tr> <tr> <td style="text-align: center;">07</td> <td></td><td></td><td></td><td></td><td></td> </tr> <tr> <td style="text-align: center;">08</td> <td></td><td></td><td></td><td></td><td></td> </tr> <tr> <td style="text-align: center;">09</td> <td></td><td></td><td></td><td></td><td></td> </tr> <tr> <td></td> <td style="text-align: center;">10</td> <td></td><td></td><td></td><td></td><td></td> </tr> <tr> <td></td> <td style="text-align: center;">11</td> <td></td><td></td><td></td><td></td><td></td> </tr> <tr> <td></td> <td style="text-align: center;">12</td> <td></td><td></td><td></td><td></td><td></td> </tr> <tr> <td></td> <td style="text-align: center;">13</td> <td></td><td></td><td></td><td></td><td></td> </tr> <tr> <td></td> <td style="text-align: center;">14</td> <td></td><td></td><td></td><td></td><td></td> </tr> <tr> <td></td> <td style="text-align: center;">15</td> <td></td><td></td><td></td><td></td><td></td> </tr> <tr> <td></td> <td style="text-align: center;">16</td> <td></td><td></td><td></td><td></td><td></td> </tr> <tr> <td></td> <td style="text-align: center;">17</td> <td></td><td></td><td></td><td></td><td></td> </tr> <tr> <td></td> <td style="text-align: center;">18</td> <td></td><td></td><td></td><td></td><td></td> </tr> <tr> <td></td> <td style="text-align: center;">19</td> <td></td><td></td><td></td><td></td><td></td> </tr> </tbody> </table>			Memory location number							00	01	02	03	04	Phone number entry	05						06						07						08						09							10							11							12							13							14							15							16							17							18							19					
		Memory location number																																																																																																																			
		00	01	02	03	04																																																																																																															
Phone number entry	05																																																																																																																				
	06																																																																																																																				
	07																																																																																																																				
	08																																																																																																																				
	09																																																																																																																				
	10																																																																																																																				
	11																																																																																																																				
	12																																																																																																																				
	13																																																																																																																				
	14																																																																																																																				
	15																																																																																																																				
	16																																																																																																																				
	17																																																																																																																				
	18																																																																																																																				
	19																																																																																																																				
Toll Restriction—Exceptional Code Assignment	[12]	<p>[NEXT] [C] [MEMORY] [END]                      ----- phone number with 7 digits                      ----- until the desired memory location number appears</p> <table border="1" style="width: 100%; border-collapse: collapse; margin-top: 5px;"> <thead> <tr> <th colspan="2"></th> <th colspan="5" style="text-align: center;">Memory location number</th> </tr> <tr> <th colspan="2"></th> <th>00</th><th>01</th><th>02</th><th>03</th><th>04</th> </tr> </thead> <tbody> <tr> <td rowspan="5" style="vertical-align: middle; text-align: center;">Phone number entry</td> <td style="text-align: center;">05</td> <td></td><td></td><td></td><td></td><td></td> </tr> <tr> <td style="text-align: center;">06</td> <td></td><td></td><td></td><td></td><td></td> </tr> <tr> <td style="text-align: center;">07</td> <td></td><td></td><td></td><td></td><td></td> </tr> <tr> <td style="text-align: center;">08</td> <td></td><td></td><td></td><td></td><td></td> </tr> <tr> <td style="text-align: center;">09</td> <td></td><td></td><td></td><td></td><td></td> </tr> <tr> <td></td> <td style="text-align: center;">10</td> <td></td><td></td><td></td><td></td><td></td> </tr> <tr> <td></td> <td style="text-align: center;">11</td> <td></td><td></td><td></td><td></td><td></td> </tr> <tr> <td></td> <td style="text-align: center;">12</td> <td></td><td></td><td></td><td></td><td></td> </tr> <tr> <td></td> <td style="text-align: center;">13</td> <td></td><td></td><td></td><td></td><td></td> </tr> <tr> <td></td> <td style="text-align: center;">14</td> <td></td><td></td><td></td><td></td><td></td> </tr> <tr> <td></td> <td style="text-align: center;">15</td> <td></td><td></td><td></td><td></td><td></td> </tr> <tr> <td></td> <td style="text-align: center;">16</td> <td></td><td></td><td></td><td></td><td></td> </tr> <tr> <td></td> <td style="text-align: center;">17</td> <td></td><td></td><td></td><td></td><td></td> </tr> <tr> <td></td> <td style="text-align: center;">18</td> <td></td><td></td><td></td><td></td><td></td> </tr> <tr> <td></td> <td style="text-align: center;">19</td> <td></td><td></td><td></td><td></td><td></td> </tr> </tbody> </table>			Memory location number							00	01	02	03	04	Phone number entry	05						06						07						08						09							10							11							12							13							14							15							16							17							18							19					
		Memory location number																																																																																																																			
		00	01	02	03	04																																																																																																															
Phone number entry	05																																																																																																																				
	06																																																																																																																				
	07																																																																																																																				
	08																																																																																																																				
	09																																																																																																																				
	10																																																																																																																				
	11																																																																																																																				
	12																																																																																																																				
	13																																																																																																																				
	14																																																																																																																				
	15																																																																																																																				
	16																																																																																																																				
	17																																																																																																																				
	18																																																																																																																				
	19																																																																																																																				

TO SET	PROGRAM ADDRESS	STEPS REQUIRED TO CHANGE PROGRAM																																																												
HOST PBX Access Codes Assignment	[13]	<p>[NEXT] [A...D] [MEMORY] [END]                      -----Up to four outside access codes each with a maximum of 2 digits                      -----until the desired CO numbers appears</p> <table border="1" data-bbox="618 369 1312 468"> <thead> <tr> <th>CO</th> <th colspan="4">Outside access codes of the host PBX</th> </tr> </thead> <tbody> <tr> <td>1</td> <td></td> <td></td> <td></td> <td></td> </tr> <tr> <td>2</td> <td></td> <td></td> <td></td> <td></td> </tr> <tr> <td>3</td> <td></td> <td></td> <td></td> <td></td> </tr> </tbody> </table>	CO	Outside access codes of the host PBX				1					2					3																																												
CO	Outside access codes of the host PBX																																																													
1																																																														
2																																																														
3																																																														
Automatic Answering (Automatic/Manual) Selection	[14]	<p>[NEXT] [SELECT] [MEMORY] [END]                      ----- AUTO ANSWER/MAN ANSWER                      -----until the desired extension number appears</p> <table border="1" data-bbox="618 562 1312 661"> <thead> <tr> <th></th> <th>Default</th> <th colspan="8">To make program change</th> </tr> </thead> <tbody> <tr> <td>Extensions</td> <td>all extensions</td> <td>11</td> <td>12</td> <td>13</td> <td>14</td> <td>15</td> <td>16</td> <td>17</td> <td>18</td> </tr> <tr> <td>Automatic</td> <td>x</td> <td></td> <td></td> <td></td> <td></td> <td></td> <td></td> <td></td> <td></td> </tr> <tr> <td>Manual</td> <td></td> <td></td> <td></td> <td></td> <td></td> <td></td> <td></td> <td></td> <td></td> </tr> </tbody> </table>		Default	To make program change								Extensions	all extensions	11	12	13	14	15	16	17	18	Automatic	x									Manual																													
	Default	To make program change																																																												
Extensions	all extensions	11	12	13	14	15	16	17	18																																																					
Automatic	x																																																													
Manual																																																														
Preferred Line Assignment	[15]	<p>[NEXT] [SELECT] [MEMORY] [END]                      ----- * (none) CO 1/CO 2/CO 3                      -----until the desired extension number appears</p> <table border="1" data-bbox="618 758 1312 898"> <thead> <tr> <th></th> <th>Default</th> <th colspan="8">To make program change</th> </tr> </thead> <tbody> <tr> <td>Extensions</td> <td>all extensions</td> <td>11</td> <td>12</td> <td>13</td> <td>14</td> <td>15</td> <td>16</td> <td>17</td> <td>18</td> </tr> <tr> <td>* * * (none)</td> <td>x</td> <td></td> <td></td> <td></td> <td></td> <td></td> <td></td> <td></td> <td></td> </tr> <tr> <td>CO 1</td> <td></td> <td></td> <td></td> <td></td> <td></td> <td></td> <td></td> <td></td> <td></td> </tr> <tr> <td>CO 2</td> <td></td> <td></td> <td></td> <td></td> <td></td> <td></td> <td></td> <td></td> <td></td> </tr> <tr> <td>CO 3</td> <td></td> <td></td> <td></td> <td></td> <td></td> <td></td> <td></td> <td></td> <td></td> </tr> </tbody> </table>		Default	To make program change								Extensions	all extensions	11	12	13	14	15	16	17	18	* * * (none)	x									CO 1										CO 2										CO 3									
	Default	To make program change																																																												
Extensions	all extensions	11	12	13	14	15	16	17	18																																																					
* * * (none)	x																																																													
CO 1																																																														
CO 2																																																														
CO 3																																																														
Programmable Call Waiting	[16]	<p>[NEXT] [SELECT] [MEMORY] [END]                      ----- ENABLE/DISABLE                      -----until the desired extension number appears</p> <table border="1" data-bbox="618 999 1312 1098"> <thead> <tr> <th></th> <th>Default</th> <th colspan="8">To make program change</th> </tr> </thead> <tbody> <tr> <td>Extensions</td> <td>all extensions</td> <td>11</td> <td>12</td> <td>13</td> <td>14</td> <td>15</td> <td>16</td> <td>17</td> <td>18</td> </tr> <tr> <td>Disable</td> <td>x</td> <td></td> <td></td> <td></td> <td></td> <td></td> <td></td> <td></td> <td></td> </tr> <tr> <td>Enable</td> <td></td> <td></td> <td></td> <td></td> <td></td> <td></td> <td></td> <td></td> <td></td> </tr> </tbody> </table>		Default	To make program change								Extensions	all extensions	11	12	13	14	15	16	17	18	Disable	x									Enable																													
	Default	To make program change																																																												
Extensions	all extensions	11	12	13	14	15	16	17	18																																																					
Disable	x																																																													
Enable																																																														
Duration Time Count Start Mode	[17]	<p>[SELECT] [MEMORY] [END]                      ----- INSTANTLY/5S AFTER DIAL/10S AFTER DIAL</p> <table border="1" data-bbox="618 1167 1312 1266"> <thead> <tr> <th></th> <th>Default</th> <th colspan="8">To make program change</th> </tr> </thead> <tbody> <tr> <td>Instantly</td> <td></td> <td></td> <td></td> <td></td> <td></td> <td></td> <td></td> <td></td> <td></td> </tr> <tr> <td>5S after dial</td> <td>x</td> <td></td> <td></td> <td></td> <td></td> <td></td> <td></td> <td></td> <td></td> </tr> <tr> <td>10S after dial</td> <td></td> <td></td> <td></td> <td></td> <td></td> <td></td> <td></td> <td></td> <td></td> </tr> </tbody> </table>		Default	To make program change								Instantly										5S after dial	x									10S after dial																													
	Default	To make program change																																																												
Instantly																																																														
5S after dial	x																																																													
10S after dial																																																														
Hookswitch Flash Timing	[18]	<p>[NEXT] [SELECT] [MEMORY] [END]                      ----- 300 MS/600 MS/900 MS                      -----until the desired CO number appears</p> <table border="1" data-bbox="618 1356 1312 1476"> <thead> <tr> <th>CO (s)</th> <th>Default</th> <th colspan="3">To make program change</th> </tr> </thead> <tbody> <tr> <td>all CO's</td> <td></td> <td>1</td> <td>2</td> <td>3</td> </tr> <tr> <td>300 msec</td> <td></td> <td></td> <td></td> <td></td> </tr> <tr> <td>600 msec</td> <td>x</td> <td></td> <td></td> <td></td> </tr> <tr> <td>900 msec</td> <td></td> <td></td> <td></td> <td></td> </tr> </tbody> </table>	CO (s)	Default	To make program change			all CO's		1	2	3	300 msec					600 msec	x				900 msec																																							
CO (s)	Default	To make program change																																																												
all CO's		1	2	3																																																										
300 msec																																																														
600 msec	x																																																													
900 msec																																																														
Disconnect Time	[19]	<p>[NEXT] [SELECT] [MEMORY] [END]                      ----- 1.5 SEC/4.0 SEC                      -----until the desired CO number appears</p> <table border="1" data-bbox="618 1566 1312 1665"> <thead> <tr> <th>CO (s)</th> <th>Default</th> <th colspan="3">To make program change</th> </tr> </thead> <tbody> <tr> <td>all CO's</td> <td></td> <td>1</td> <td>2</td> <td>3</td> </tr> <tr> <td>1.5 sec</td> <td>x</td> <td></td> <td></td> <td></td> </tr> <tr> <td>4.0 sec</td> <td></td> <td></td> <td></td> <td></td> </tr> </tbody> </table>	CO (s)	Default	To make program change			all CO's		1	2	3	1.5 sec	x				4.0 sec																																												
CO (s)	Default	To make program change																																																												
all CO's		1	2	3																																																										
1.5 sec	x																																																													
4.0 sec																																																														
Calling Party Control (CPC) Signal	[20]	<p>[NEXT] [SELECT] [MEMORY] [END]                      ----- ENABLE/DISABLE                      -----until the desired CO number appears</p> <table border="1" data-bbox="618 1755 1312 1854"> <thead> <tr> <th>CO (s)</th> <th>Default</th> <th colspan="3">To make program change</th> </tr> </thead> <tbody> <tr> <td>all CO's</td> <td></td> <td>1</td> <td>2</td> <td>3</td> </tr> <tr> <td>Enable</td> <td>x</td> <td></td> <td></td> <td></td> </tr> <tr> <td>Disable</td> <td></td> <td></td> <td></td> <td></td> </tr> </tbody> </table>	CO (s)	Default	To make program change			all CO's		1	2	3	Enable	x				Disable																																												
CO (s)	Default	To make program change																																																												
all CO's		1	2	3																																																										
Enable	x																																																													
Disable																																																														

# PROGRAMMING TABLE (cont.)

TO SET	PROGRAM ADDRESS	STEPS REQUIRED TO CHANGE PROGRAM																																																		
Intercom Alerting Mode	[21]	<p>[NEXT] [SELECT] [MEMORY] [END]                      ----- TONE CALL/VOICE CALL                      ----- until the desired extension number appears</p> <table border="1" style="width: 100%; border-collapse: collapse;"> <thead> <tr> <th></th> <th style="text-align: center;">Default</th> <th colspan="8" style="text-align: center;">To make program change</th> </tr> <tr> <th style="text-align: left;">Extensions</th> <th style="text-align: center;">all extensions</th> <th>11</th><th>12</th><th>13</th><th>14</th><th>15</th><th>16</th><th>17</th><th>18</th> </tr> </thead> <tbody> <tr> <td>Tone call</td> <td style="text-align: center;">x</td> <td></td><td></td><td></td><td></td><td></td><td></td><td></td><td></td> </tr> <tr> <td>Voice call</td> <td></td> <td></td><td></td><td></td><td></td><td></td><td></td><td></td><td></td> </tr> </tbody> </table>		Default	To make program change								Extensions	all extensions	11	12	13	14	15	16	17	18	Tone call	x									Voice call																			
	Default	To make program change																																																		
Extensions	all extensions	11	12	13	14	15	16	17	18																																											
Tone call	x																																																			
Voice call																																																				
Programmable Doorphone	[22]	<p>[NEXT] [SELECT] [MEMORY] [END]                      ----- D-PHONE 1, 2/1/2/... (deny the ringing)                      ----- until the desired extension number appears</p> <table border="1" style="width: 100%; border-collapse: collapse;"> <thead> <tr> <th></th> <th style="text-align: center;">Default</th> <th colspan="8" style="text-align: center;">To make program change</th> </tr> <tr> <th style="text-align: left;">Extensions</th> <th style="text-align: center;">all extensions</th> <th>11</th><th>12</th><th>13</th><th>14</th><th>15</th><th>16</th><th>17</th><th>18</th> </tr> </thead> <tbody> <tr> <td>Doorphone 1</td> <td style="text-align: center;">x</td> <td></td><td></td><td></td><td></td><td></td><td></td><td></td><td></td> </tr> <tr> <td>Doorphone 2</td> <td style="text-align: center;">x</td> <td></td><td></td><td></td><td></td><td></td><td></td><td></td><td></td> </tr> <tr> <td>deny the ringing</td> <td></td> <td></td><td></td><td></td><td></td><td></td><td></td><td></td><td></td> </tr> </tbody> </table>		Default	To make program change								Extensions	all extensions	11	12	13	14	15	16	17	18	Doorphone 1	x									Doorphone 2	x									deny the ringing									
	Default	To make program change																																																		
Extensions	all extensions	11	12	13	14	15	16	17	18																																											
Doorphone 1	x																																																			
Doorphone 2	x																																																			
deny the ringing																																																				
Dial Call Pickup Group Assignment	[23]	<p>[NEXT] [SELECT] [MEMORY] [END]                      ----- PICKUP-G:1/2/1, 2/... (out of the group)                      ----- until the desired extension number appears</p> <table border="1" style="width: 100%; border-collapse: collapse;"> <thead> <tr> <th></th> <th style="text-align: center;">Default</th> <th colspan="8" style="text-align: center;">To make program change</th> </tr> <tr> <th style="text-align: left;">Extensions</th> <th style="text-align: center;">all extensions</th> <th>11</th><th>12</th><th>13</th><th>14</th><th>15</th><th>16</th><th>17</th><th>18</th> </tr> </thead> <tbody> <tr> <td>Pickup Group 1</td> <td style="text-align: center;">x</td> <td></td><td></td><td></td><td></td><td></td><td></td><td></td><td></td> </tr> <tr> <td>Pickup Group 2</td> <td></td> <td></td><td></td><td></td><td></td><td></td><td></td><td></td><td></td> </tr> <tr> <td>out of the group</td> <td></td> <td></td><td></td><td></td><td></td><td></td><td></td><td></td><td></td> </tr> </tbody> </table>		Default	To make program change								Extensions	all extensions	11	12	13	14	15	16	17	18	Pickup Group 1	x									Pickup Group 2										out of the group									
	Default	To make program change																																																		
Extensions	all extensions	11	12	13	14	15	16	17	18																																											
Pickup Group 1	x																																																			
Pickup Group 2																																																				
out of the group																																																				
Busy Tone Selection	[24]	<p>[SELECT] [MEMORY] [END]                      ----- TONE 1/2</p> <table border="1" style="width: 100%; border-collapse: collapse;"> <thead> <tr> <th></th> <th style="text-align: center;">Default</th> <th colspan="8" style="text-align: center;">To make program change</th> </tr> </thead> <tbody> <tr> <td>Tone 1</td> <td style="text-align: center;">x</td> <td></td><td></td><td></td><td></td><td></td><td></td><td></td><td></td> </tr> <tr> <td>Tone 2</td> <td></td> <td></td><td></td><td></td><td></td><td></td><td></td><td></td><td></td> </tr> </tbody> </table>		Default	To make program change								Tone 1	x									Tone 2																													
	Default	To make program change																																																		
Tone 1	x																																																			
Tone 2																																																				
Door Opener Assignment	[25]	<p>[NEXT] [SELECT] [MEMORY] [END]                      ----- D-OPENER 1, 2/1/2/... (not assigned)                      ----- until the desired extension number appears</p> <table border="1" style="width: 100%; border-collapse: collapse;"> <thead> <tr> <th></th> <th style="text-align: center;">Default</th> <th colspan="8" style="text-align: center;">To make program change</th> </tr> <tr> <th style="text-align: left;">Extensions</th> <th style="text-align: center;">all extensions</th> <th>11</th><th>12</th><th>13</th><th>14</th><th>15</th><th>16</th><th>17</th><th>18</th> </tr> </thead> <tbody> <tr> <td>not assigned</td> <td></td> <td></td><td></td><td></td><td></td><td></td><td></td><td></td><td></td> </tr> <tr> <td>Door opener 1</td> <td style="text-align: center;">x</td> <td></td><td></td><td></td><td></td><td></td><td></td><td></td><td></td> </tr> <tr> <td>Door opener 2</td> <td style="text-align: center;">x</td> <td></td><td></td><td></td><td></td><td></td><td></td><td></td><td></td> </tr> </tbody> </table>		Default	To make program change								Extensions	all extensions	11	12	13	14	15	16	17	18	not assigned										Door opener 1	x									Door opener 2	x								
	Default	To make program change																																																		
Extensions	all extensions	11	12	13	14	15	16	17	18																																											
not assigned																																																				
Door opener 1	x																																																			
Door opener 2	x																																																			
Hold Recall Time Set	[26]	<p>[SELECT] [MEMORY] [END]                      ----- 30SEC/1 MIN/2 MIN/3 MIN/4 MIN/5 MIN/DISABLE</p> <table border="1" style="width: 100%; border-collapse: collapse;"> <thead> <tr> <th></th> <th>30 sec- onds</th> <th>1 min- ute</th> <th>2 min- utes</th> <th>3 min- utes</th> <th>4 min- utes</th> <th>5 min- utes</th> <th>disable</th> </tr> </thead> <tbody> <tr> <td>Default</td> <td style="text-align: center;">x</td> <td></td><td></td><td></td><td></td><td></td><td></td> </tr> <tr> <td>To make program change</td> <td></td> <td></td><td></td><td></td><td></td><td></td><td></td> </tr> </tbody> </table>		30 sec- onds	1 min- ute	2 min- utes	3 min- utes	4 min- utes	5 min- utes	disable	Default	x							To make program change																																	
	30 sec- onds	1 min- ute	2 min- utes	3 min- utes	4 min- utes	5 min- utes	disable																																													
Default	x																																																			
To make program change																																																				
Programmable External Paging Access Tone	[27]	<p>[SELECT] [MEMORY] [END]                      ----- ENABLE/DISABLE</p> <table border="1" style="width: 100%; border-collapse: collapse;"> <thead> <tr> <th></th> <th style="text-align: center;">Default</th> <th colspan="8" style="text-align: center;">To make program change</th> </tr> </thead> <tbody> <tr> <td>Enable</td> <td style="text-align: center;">x</td> <td></td><td></td><td></td><td></td><td></td><td></td><td></td><td></td> </tr> <tr> <td>Disable</td> <td></td> <td></td><td></td><td></td><td></td><td></td><td></td><td></td><td></td> </tr> </tbody> </table>		Default	To make program change								Enable	x									Disable																													
	Default	To make program change																																																		
Enable	x																																																			
Disable																																																				
DTMF Receiver Check	[28]	<p>[NEXT] [SELECT] [MEMORY] [END]                      ----- ENABLE/DISABLE                      ----- until the desired DTMF receiver appears</p> <table border="1" style="width: 100%; border-collapse: collapse;"> <thead> <tr> <th></th> <th style="text-align: center;">Default</th> <th colspan="8" style="text-align: center;">To make program change</th> </tr> <tr> <th style="text-align: left;">DTMF receiver</th> <th style="text-align: center;">1, 2</th> <th>1</th><th>2</th><th></th><th></th><th></th><th></th><th></th><th></th> </tr> </thead> <tbody> <tr> <td>Enable</td> <td style="text-align: center;">x</td> <td></td><td></td><td></td><td></td><td></td><td></td><td></td><td></td> </tr> <tr> <td>Disable</td> <td></td> <td></td><td></td><td></td><td></td><td></td><td></td><td></td><td></td> </tr> </tbody> </table>		Default	To make program change								DTMF receiver	1, 2	1	2							Enable	x									Disable																			
	Default	To make program change																																																		
DTMF receiver	1, 2	1	2																																																	
Enable	x																																																			
Disable																																																				

TO SET	PROGRAM ADDRESS	STEPS REQUIRED TO CHANGE PROGRAM																																																		
Programmable Secret Auto Dial	[29]	<p>[SELECT] [MEMORY] [END]                      ----- NO SECRET/SECRET</p> <table border="1"> <thead> <tr> <th></th> <th>Default</th> <th colspan="8">To make program change</th> </tr> </thead> <tbody> <tr> <td>No secret</td> <td>x</td> <td></td><td></td><td></td><td></td><td></td><td></td><td></td><td></td> </tr> <tr> <td>Secret</td> <td></td> <td></td><td></td><td></td><td></td><td></td><td></td><td></td><td></td> </tr> </tbody> </table>		Default	To make program change								No secret	x									Secret																													
	Default	To make program change																																																		
No secret	x																																																			
Secret																																																				
Transfer Recall Time	[30]	<p>[SELECT] [MEMORY] [END]                      ----- 30 SEC/2 MIN</p> <table border="1"> <thead> <tr> <th></th> <th>Default</th> <th colspan="8">To make program change</th> </tr> </thead> <tbody> <tr> <td>30 sec</td> <td>x</td> <td></td><td></td><td></td><td></td><td></td><td></td><td></td><td></td> </tr> <tr> <td>2 min</td> <td></td> <td></td><td></td><td></td><td></td><td></td><td></td><td></td><td></td> </tr> </tbody> </table>		Default	To make program change								30 sec	x									2 min																													
	Default	To make program change																																																		
30 sec	x																																																			
2 min																																																				
Automatic Designated CO Line Access	[31]	<p>[NEXT] [C...E] [MEMORY] [END]                      ----- CO number                      ----- until the desired extension number appears</p> <table border="1"> <thead> <tr> <th>Extensions</th> <th>Default</th> <th colspan="8">To make program change</th> </tr> </thead> <tbody> <tr> <td></td> <td>all extensions</td> <td>11</td><td>12</td><td>13</td><td>14</td><td>15</td><td>16</td><td>17</td><td>18</td> </tr> <tr> <td>CO 1</td> <td>x</td> <td></td><td></td><td></td><td></td><td></td><td></td><td></td><td></td> </tr> <tr> <td>CO 2</td> <td>x</td> <td></td><td></td><td></td><td></td><td></td><td></td><td></td><td></td> </tr> <tr> <td>CO 3</td> <td>x</td> <td></td><td></td><td></td><td></td><td></td><td></td><td></td><td></td> </tr> </tbody> </table>	Extensions	Default	To make program change									all extensions	11	12	13	14	15	16	17	18	CO 1	x									CO 2	x									CO 3	x								
Extensions	Default	To make program change																																																		
	all extensions	11	12	13	14	15	16	17	18																																											
CO 1	x																																																			
CO 2	x																																																			
CO 3	x																																																			
Programmable Call Waiting Tone	[32]	<p>[NEXT] [SELECT] [MEMORY] [END]                      ----- TONE 1/TONE 2                      ----- until the desired extension number appears</p> <table border="1"> <thead> <tr> <th>Extensions</th> <th>Default</th> <th colspan="8">To make program change</th> </tr> </thead> <tbody> <tr> <td></td> <td>all extensions</td> <td>11</td><td>12</td><td>13</td><td>14</td><td>15</td><td>16</td><td>17</td><td>18</td> </tr> <tr> <td>Tone 1</td> <td>x</td> <td></td><td></td><td></td><td></td><td></td><td></td><td></td><td></td> </tr> <tr> <td>Tone 2</td> <td></td> <td></td><td></td><td></td><td></td><td></td><td></td><td></td><td></td> </tr> </tbody> </table>	Extensions	Default	To make program change									all extensions	11	12	13	14	15	16	17	18	Tone 1	x									Tone 2																			
Extensions	Default	To make program change																																																		
	all extensions	11	12	13	14	15	16	17	18																																											
Tone 1	x																																																			
Tone 2																																																				
Programmable Executive Override	[33]	<p>[NEXT] [SELECT] [MEMORY] [END]                      ----- ENABLE/DISABLE                      ----- until the desired extension number appears</p> <table border="1"> <thead> <tr> <th>Extensions</th> <th>Default</th> <th colspan="8">To make program change</th> </tr> </thead> <tbody> <tr> <td></td> <td>all extensions</td> <td>11</td><td>12</td><td>13</td><td>14</td><td>15</td><td>16</td><td>17</td><td>18</td> </tr> <tr> <td>Enable</td> <td></td> <td></td><td></td><td></td><td></td><td></td><td></td><td></td><td></td> </tr> <tr> <td>Disable</td> <td>x</td> <td></td><td></td><td></td><td></td><td></td><td></td><td></td><td></td> </tr> </tbody> </table>	Extensions	Default	To make program change									all extensions	11	12	13	14	15	16	17	18	Enable										Disable	x																		
Extensions	Default	To make program change																																																		
	all extensions	11	12	13	14	15	16	17	18																																											
Enable																																																				
Disable	x																																																			
Standard Telephone Connection with Proprietary Telephone	[34]	<p>[NEXT] [SELECT] [MEMORY] [END]                      ----- ENABLE/DISABLE                      ----- until the desired extension number appears</p> <table border="1"> <thead> <tr> <th>Extensions</th> <th>Default</th> <th colspan="8">To make program change</th> </tr> </thead> <tbody> <tr> <td></td> <td>all extensions</td> <td>11</td><td>12</td><td>13</td><td>14</td><td>15</td><td>16</td><td>17</td><td>18</td> </tr> <tr> <td>Disable</td> <td>x</td> <td></td><td></td><td></td><td></td><td></td><td></td><td></td><td></td> </tr> <tr> <td>Enable</td> <td></td> <td></td><td></td><td></td><td></td><td></td><td></td><td></td><td></td> </tr> </tbody> </table>	Extensions	Default	To make program change									all extensions	11	12	13	14	15	16	17	18	Disable	x									Enable																			
Extensions	Default	To make program change																																																		
	all extensions	11	12	13	14	15	16	17	18																																											
Disable	x																																																			
Enable																																																				
FI/SAVE Selection (for KX-T30850, KX-T7020, KX-T7030, KX-T7050)	[35]	<p>[NEXT] [SELECT] [MEMORY] [END]                      ----- FEATURE KEY/SAVE KEY                      ----- until the desired extension number appears</p> <table border="1"> <thead> <tr> <th>Extensions</th> <th>Default</th> <th colspan="8">To make program change</th> </tr> </thead> <tbody> <tr> <td></td> <td>all extensions</td> <td>11</td><td>12</td><td>13</td><td>14</td><td>15</td><td>16</td><td>17</td><td>18</td> </tr> <tr> <td>Feature key</td> <td>x</td> <td></td><td></td><td></td><td></td><td></td><td></td><td></td><td></td> </tr> <tr> <td>Save key</td> <td></td> <td></td><td></td><td></td><td></td><td></td><td></td><td></td><td></td> </tr> </tbody> </table>	Extensions	Default	To make program change									all extensions	11	12	13	14	15	16	17	18	Feature key	x									Save key																			
Extensions	Default	To make program change																																																		
	all extensions	11	12	13	14	15	16	17	18																																											
Feature key	x																																																			
Save key																																																				
Carrier Codes Assignment	[37]	<p>[NEXT] [C] [MEMORY] [END]                      --- carrier code with up to 10 digits                      ----- until the desired location number appears</p> <table border="1"> <thead> <tr> <th>location number</th> <th>carrier code</th> </tr> </thead> <tbody> <tr> <td>00</td> <td></td> </tr> <tr> <td>01</td> <td></td> </tr> <tr> <td>02</td> <td></td> </tr> <tr> <td>03</td> <td></td> </tr> <tr> <td>04</td> <td></td> </tr> </tbody> </table>	location number	carrier code	00		01		02		03		04																																							
location number	carrier code																																																			
00																																																				
01																																																				
02																																																				
03																																																				
04																																																				
System Clear	[99]	[MEMORY] [END]																																																		