

Panasonic



Key Telephone/Digital Single Line Telephone (DSL/T) Quick Reference (Section 751 Ver. 3.5)

NOTES:

- Some features may not be available depending on system programming.
- * In Taiwan, Malaysia, and Indonesia the line access code = **0** instead of **9** (HK/UK).
- ** In Taiwan, Malaysia, and Indonesia, press the **#** key after entering the number or code. (For example, to set PSD numbers in Taiwan, Malaysia, and Indonesia, enter **710#**.)

PLACING OUTSIDE CALLS

Make a call using pooled line access

→ access line (9, 0*, 81-84) → phone number → (talk)

Set Personal Speed Dial (PSD) numbers

Key Tel → PROG → MEMORY → PSD bin number (80-99) → phone number → HOLD →
DSL/T → 7 PRS → 1 → 0 OPER **

Access speed dial numbers

→ MEMORY → speed dial bin number →

Check speed dial numbers (Key Telephone Only)

→ CONF → MEMORY → speed dial bin number → data displayed →

Delete speed dial numbers

Key Tel → PROG → MEMORY → speed dial bin number → HOLD →
DSL/T → 7 PRS → 1 → 0 OPER **

Automatically redial the last number dialed

→ REDIAL → (talk)

Have a busy outside line call you back when it becomes open/free

→ access line (9, 0*, 81-84) → busy tone → 3 DEF → → extension rings when line is free → → dial phone number

Assign an account code before making a call

→ 8 TUV # → account code → # → access line (9, 0*, 81-84) → phone number

Assign an account code for a client during a call

(talk) → MEMORY # → account code → # → (talk)

HANDLING INCOMING CALLS

Answer a call ringing at someone else's phone in your call pickup group

→ 7 PRS → 0 OPER → 1 ** → (talk)

Answer a call ringing at another extension

→ 7 PRS → 0 OPER → 4 GH → ** → ringing extension number → (talk)

Place a call on hold (and then retrieve it)

(talk) → HOLD (to retrieve) HOLD

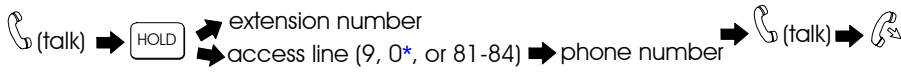
Answer a second call and toggle between the two calls



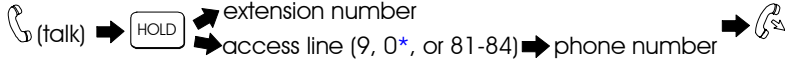
Retrieve a call that has been placed on Floating Hold



Supervise the transfer of a call to an extension or outside number



Transfer a call to an extension or outside number without supervising the call



Transfer a call to a busy extension

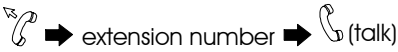


COMMUNICATING WITHIN YOUR OFFICE

Answer a ringing phone



Call another extension



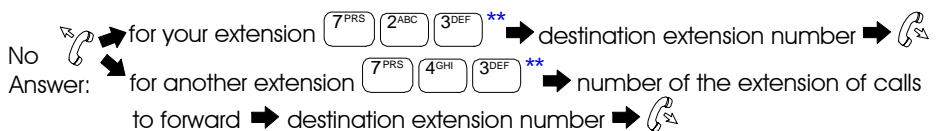
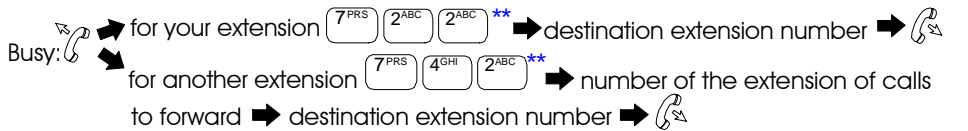
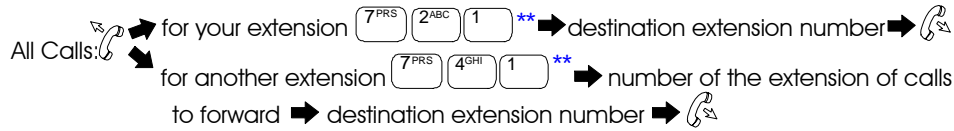
Page another party or make an announcement



Answer a page using Meet-Me Answer

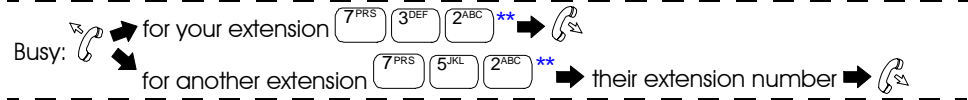


Set Call Forwarding for:






NOTE: If forwarding calls to an outside number, press the # key, and then enter a preassigned system speed dial number.

Cancel Call Forwarding for:



Camp-on to a busy extension and send a call waiting signal

 → extension number → busy tone →  ** →  (stay on line till party answers)

Answer a camp-on signal

 →  or  →  (talk)

Have a busy extension call you back when it becomes free

 → extension number → busy tone →  ** → ringback tone → 





Respond to a callback request

 →  (talk)





Send a message waiting indication to another extension

 → extension number → ring or busy tone →  ** → 

Answer a message waiting indication

 → hear message waiting tone →   →  (talk)

Cancel a message waiting indication sent by another extension

 →   → 

Turn Do-Not-Disturb on or off

 →    ** → 

Interrupt another extension's call and make an announcement

 → extension number → busy tone →  ** →  (talk)

Using Additional Features

Establish a conference call from your current call

 → extension number
→ access line (9, 0*, or 81-84) → phone number →  (talk) →  →  (talk)



Set a reminder alarm

 →    → enter time (24 hour format) → 

Cancel a reminder alarm

 →    → 

Have the system redial a busy outside number until the called number answers

 → access line (9, 0*, 81-84) → phone number →  (system makes redials up to 15 redial attempts)

Turn background music on and off

 →    → 

Set Station Lock-out to limit the use of your phone by others when you are away

 →    ** → 

Cancel Station Lockout on your phone

 →    ** → Walking TRS (Call Barring)/Station Lockout security code → 