

| Page | Description                                 |
|------|---|
| 1    | Table of Contents                           |
| 2    | Vehicle Controller Layout, Front            |
| 3    | Vehicle Controller Layout, Side             |
| 4    | Air Suspension                              |
| 5    | Audio: External Amp                         |
| 6    | Audio: MCU Amp & Radio                      |
| 7    | Audio: Microphones                          |
| 8    | Battery Pack                                |
| 9    | Body Controllers: Main Distribution & Logic |
| 10   | Brake and Stability                         |
| 11   | CAN Network: Chassis                        |
| 12   | CAN Network: Party                          |
| 13   | CAN Network: REM                            |
| 14   | CAN Network: Vehicle                        |
| 15   | Center Console                              |
| 16   | Charge Port                                 |
| 17   | Diagnostics & Cut Loop                      |
| 18   | Door Front Left                             |
| 19   | Door Front Right                            |
| 20   | Door Rear 1/2: Handle, Window, Latch        |
| 21   | Door Rear 2/2: Trim                         |
| 22   | Drive Inverters 1/2: Power & Comms          |
| 23   | Drive Inverters 2/2: Resolvers & Pedals     |
| 24   | Driver Assistance                           |
| 25   | Exterior Illumination - Front & Rear        |
| 26   | Exteriors - Defrost & Wipers                |
| 27   | Frunk Actuators/Sensors                     |
| 28   | Grounding: Front Center                     |
| 29   | Grounding: Front Left & Right               |
| 30   | Grounding: Left A-Pillar & Rear             |
| 31   | Grounding: Liftgate                         |
| 32   | Grounding: Right A-Pillar & Rear            |
| 33   | Headliner                                   |
| 34   | HV Penthouse & HVIL                         |
| 35   | HVAC: Cabin Climate 1/2                     |
| 36   | HVAC: Cabin Climate 2/2                     |
| 37   | HVAC: Case                                  |
| 38   | HVAC: Powertrain & Battery                  |
| 39   | HVAC: Thermal Bar                           |
| 40   | Instrumental Panel                          |
| 41   | Liftgate Actuators/Sensors                  |
| 42   | Power Distribution, Battery Controller      |
| 43   | Power Distribution, Front Controller        |
| 44   | Power Distribution, Left Controller 1/3     |
| 45   | Power Distribution, Left Controller 2/3     |
| 46   | Power Distribution, Left Controller 3/3     |
| 47   | Power Distribution, Right Controller 1/3    |
| 48   | Power Distribution, Right Controller 2/3    |
| 49   | Power Distribution, Right Controller 3/3    |
| 50   | Restraints Controler Module 1/4             |
| 51   | Restraints Controler Module 2/4             |
| 52   | Restraints Controler Module 3/4             |
| 53   | Restraints Controler Module 4/4             |
| 54   | RF/Special Cables 1/2                       |
| 55   | RF/Special Cables 2/2                       |
| 56   | Seats Front 1/2                             |
| 57   | Seats Front 2/2                             |
| 58   | Seats - 2nd Row                             |
| 59   | Security                                    |
| 60   | Ultrasonics                                 |

Table 1: Abbreviations

|     |                |     |                 |
|-----|----------------|-----|-----------------|
| LF  | Left Front     | RF  | Right Front     |
| LR  | Left Rear      | RR  | Right Rear      |
| LHS | Left-Hand Side | RHS | Right-Hand Side |

Table 2: Harness Designators

|    |                  |      |                                 |
|----|------------------|------|---------------------------------|
| A  | LH BODY          | OJ   | HV PENTHOUSE JUMPER             |
| B  | RH BODY          | OP   | HV PYRO                         |
| C  | CENTER CONSOLE   | P    | RH FR DOOR                      |
| D  | LH FR DOOR       | R    | LH RR DOOR                      |
| DT | FR DOOR TRIM     | RT   | RR DOOR TRIM                    |
| F  | FR FASCIA        | S    | RH RR DOOR                      |
| G  | RR FASCIA        | T    | LIFT GATE                       |
| J  | IP               | UHP  | THERMAL                         |
| JT | IP TRIM          | W    | FRUNK                           |
| K  | HEADLINER        | X    | REAR SUBFRAME                   |
| L  | FRONT END MODULE | XT   | REAR SUBFRAME, PERFORMANCE      |
| LA | LIFT GATE, AUDIO | Y    | FRONT SEATS                     |
| LT | LIFT GATE, TUNER | YYL  | SECOND ROW SEAT, LEFT BACKREST  |
| N  | FRONT SUBFRAME   | YYR  | SECOND ROW SEAT, RIGHT BACKREST |
| OM | HV PACK          | YYRJ | SECOND ROW SEAT, RIGHT SHOULDER |
|    |                  | Z    | MISC. CABLES                    |

Table 3: Wire Color Designators

|    |       |    |                 |
|----|-------|----|-----------------|
| BK | Black | OG | Orange          |
| BN | Brown | RD | Red             |
| BU | Blue  | VT | Violet (Purple) |
| GN | Green | WH | White           |
| GY | Gray  | YE | Yellow          |

Table 4: Wire Type Designators

|       |  |
|-------|--|
| FLRY  | Thin wall 105C rated, regular stranded PVC insulated [FLRY-A]                        |
| FLRB  | Thin wall 105C rated, bunched conductor PVC insulated [FLRY-B]                       |
| MCIIV | Thin wall 105C rated, compressed conductor PVC (halogen free) insulated              |
| XR15  | Thin wall 150C rated, cross-linked polyolefin, high flexible                         |
| FLXB  | Thin wall 125C rated, cross-linked polyolefin, high flexible, halogen free insulated |
| 3TBL  | Thick wall 105C rated, aluminum conductor PVC insulated                              |
| F91X  | Thin wall 150C rated, cross-linked polyethylene, high flexible                       |

Table 5: Option Codes

|       |                      |      |                                |
|-------|----------------------|------|--------------------------------|
| DRIVR | Driver Seat          | PPRO | Pedestrian Protection          |
| PASSN | Passenger Seat       | SBR  | Seat Belt Reminder Switch      |
| LHST  | Left side Seat       | OCS  | Occupant Classification System |
| RHST  | Right Side Seat      | STPS | Seat Track Position Sensor     |
| DRLH  | Left Hand Drive      | TW01 | Tow Package                    |
| DRRH  | Right Hand Drive     | X024 | Performance                    |
| REEU  | Region Europe        | X025 | Long Range                     |
| RENA  | Region North America |      |                                |

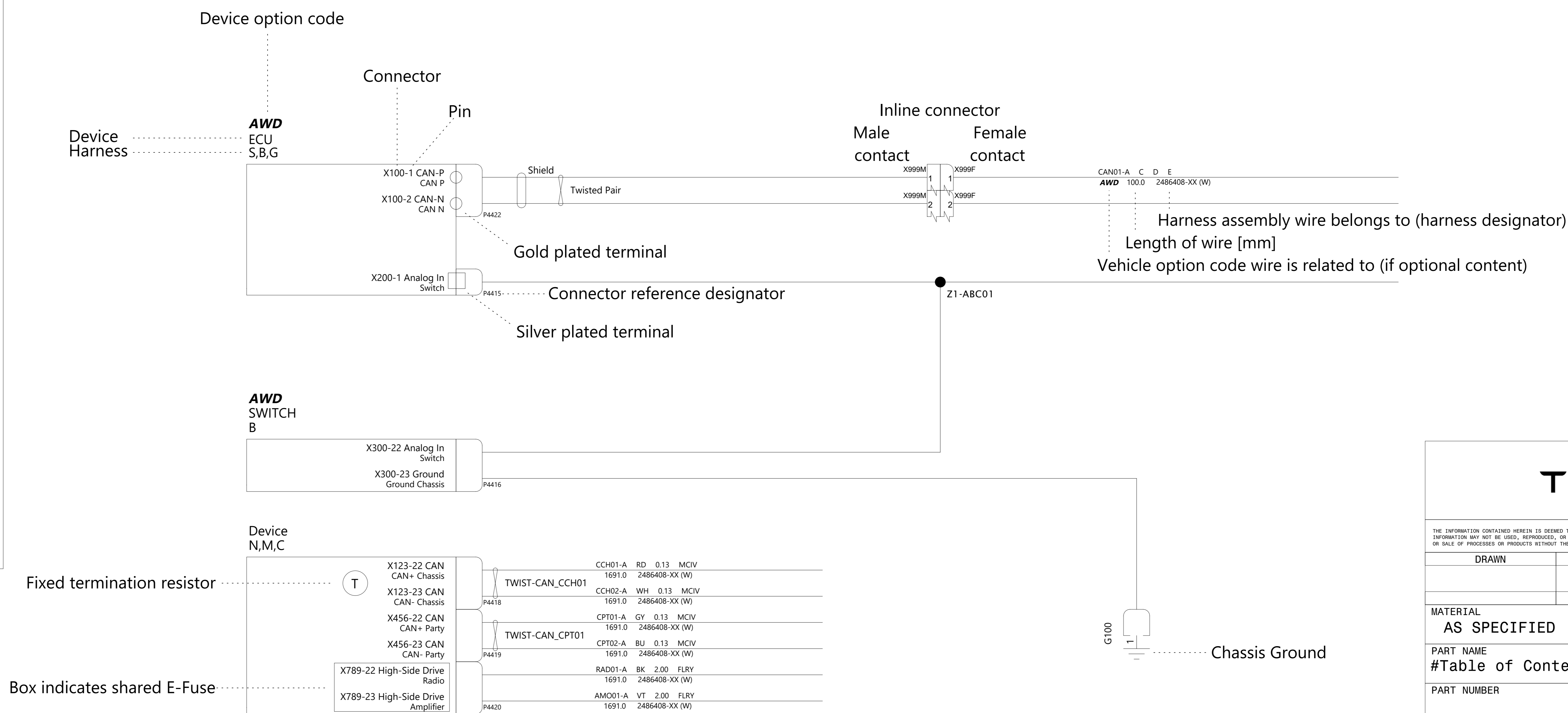
General Notes:

- Switches [Relays] are shown in their inactive [de-energized] state.
- Splices may be split across pages for visual clarity with respect to the function displayed on the particular page.
- Some connectors are split across multiple pages for clarity. There is no overall reference in this document for the signals routed to a specific connector.
- Wire sizes are specified in mm<sup>2</sup> cross-sectional area (CSA) per SAE 1127/8
- Wire Specification: 60V, thin-wall PVC (ISO type or equivalent). Default wire type to be rated 60VDC/25VAC and -40C to 105C operating temperature. See DIN 13602 or ISO 6722 for detailed specifications.
- Unless otherwise specified at the device pins, terminal plating is to be Tin or Pre-Tin

TERMINAL PLATING

- GOLD TERMINAL NECESSARY
- SILVER PLATING NECESSARY

- Inline connector gender specification is based on the terminal type. Inline connectors with "M" suffix have male, tab or pin terminals. Inline connectors with "F" suffix have female, receptacle or socket terminals



TESLA

THE INFORMATION CONTAINED HEREIN IS DEEMED TO BE CONFIDENTIAL, PROPRIETARY, AND A TRADE SECRET OF TESLA MOTORS. THIS INFORMATION MAY NOT BE USED, REPRODUCED, OR DISCLOSED AS THE DIRECT OR INDIRECT BASIS FOR THE DEVELOPMENT, MANUFACTURE, OR SALE OF PROCESSES OR PRODUCTS WITHOUT THE EXPRESSED WRITTEN CONSENT OF TESLA MOTORS.

| DRAWN                        | CHECKED                | APPROVED   |
|------------------------------|------------------------|------------|
|                              |                        |            |
| MATERIAL AS SPECIFIED        | FINISHING AS SPECIFIED | SCALE NONE |
| PART NAME #Table of Contents |                        |            |
| PART NUMBER                  | REV                    | SHEET      |
|                              | 1                      | 1 OF 61    |
|                              |                        | SIZE A0    |

# VCFRONT

X010  
MAIN 1

X011  
MAIN 2

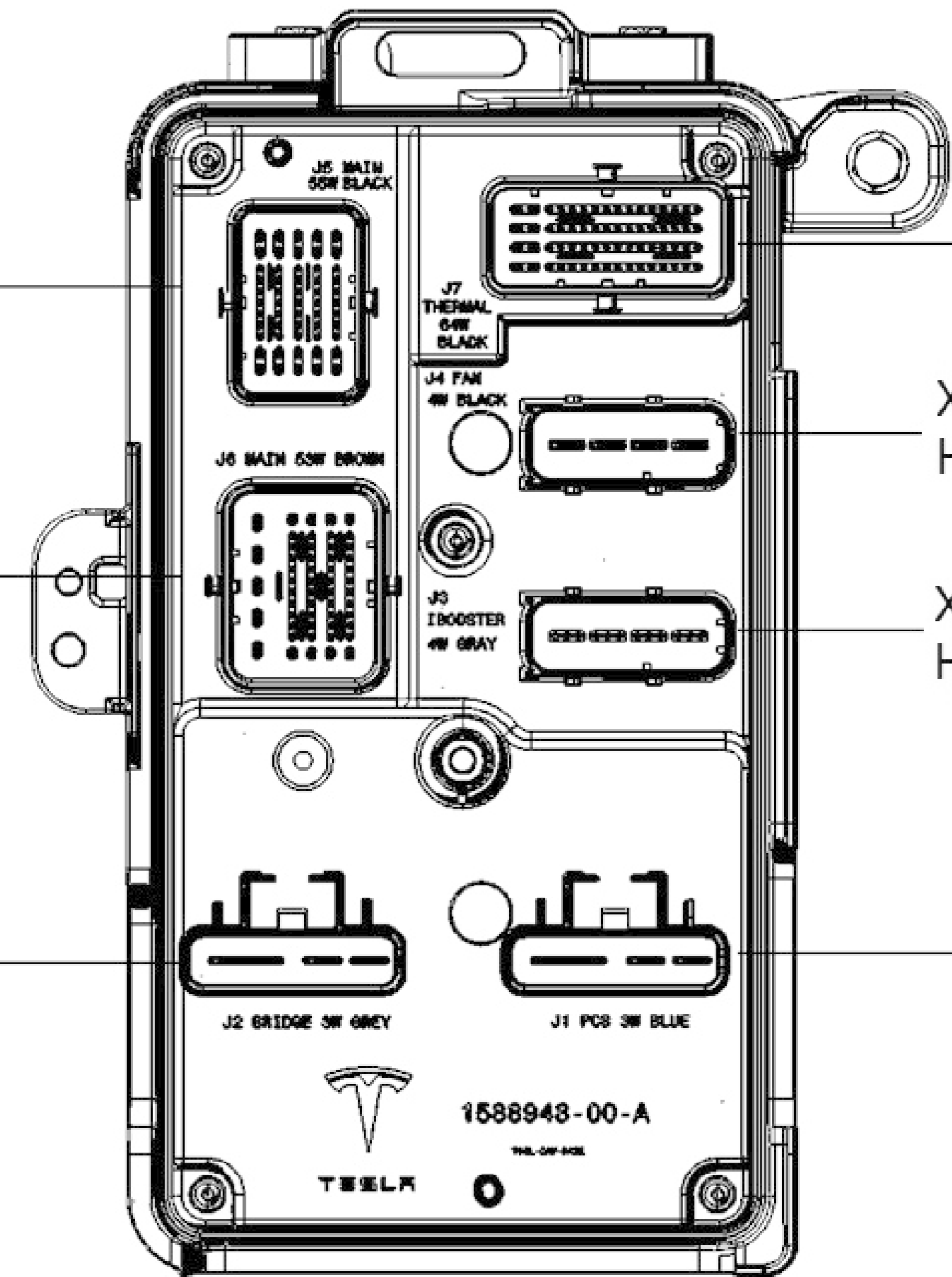
X015  
BRIDGE

X021  
THERMAL

X013  
HIGH POWER 2

X012  
HIGH POWER 1

X014  
DCDC



# VCBATT

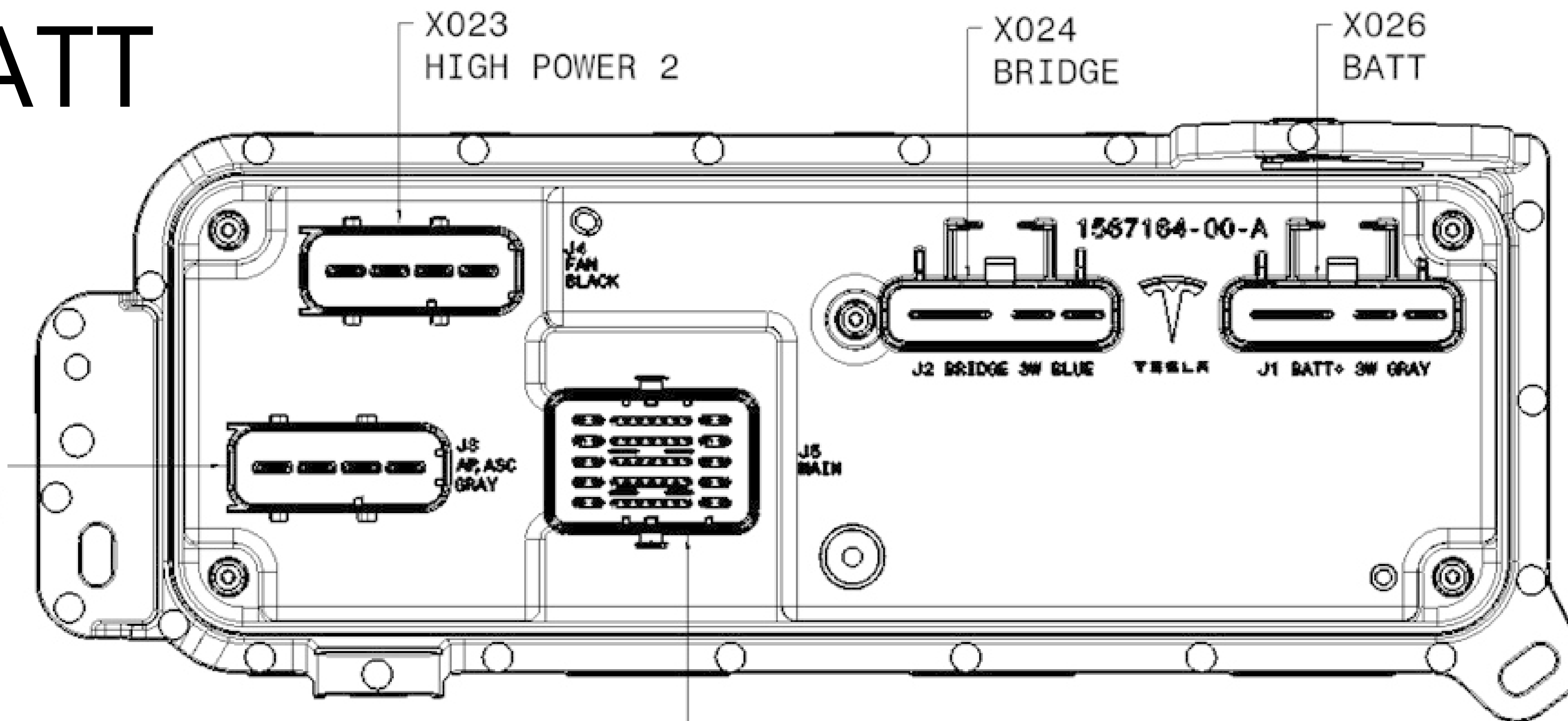
X023  
HIGH POWER 2

X024  
BRIDGE

X026  
BATT

X022  
HIGH POWER 1

X025  
MAIN 1



**TESLA**

THE INFORMATION CONTAINED HEREIN IS DEEMED TO BE CONFIDENTIAL, PROPRIETARY, AND A TRADE SECRET OF TESLA MOTORS. THIS INFORMATION MAY NOT BE USED, REPRODUCED, OR DISCLOSED AS THE DIRECT OR INDIRECT BASIS FOR THE DEVELOPMENT, MANUFACTURE, OR SALE OF PROCESSES OR PRODUCTS WITHOUT THE EXPRESS WRITTEN CONSENT OF TESLA MOTORS.

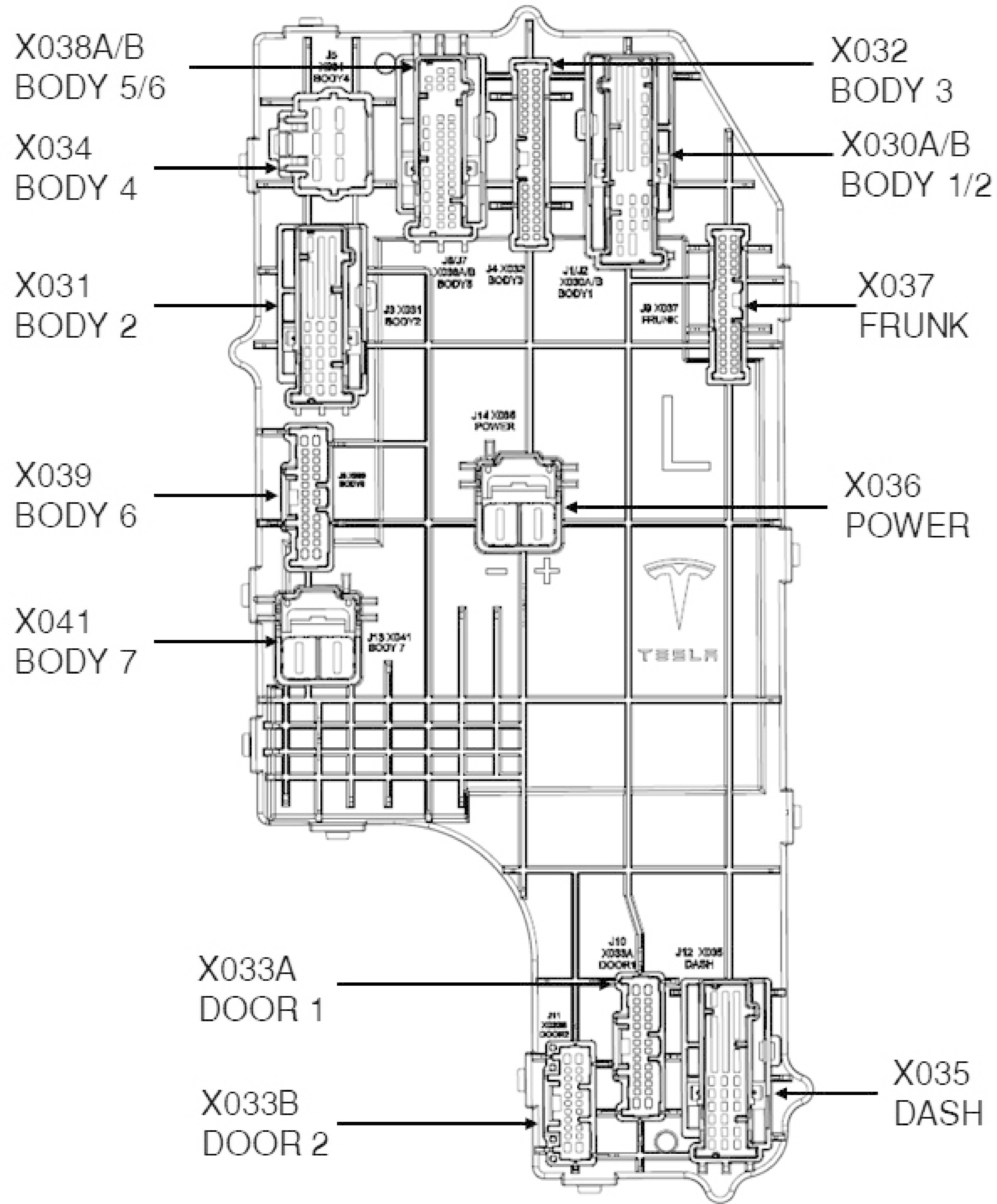
|       |         |          |
|-------|---------|----------|
| DRAWN | CHECKED | APPROVED |
|-------|---------|----------|

|                          |                           |               |
|--------------------------|---------------------------|---------------|
| MATERIAL<br>AS SPECIFIED | FINISHING<br>AS SPECIFIED | SCALE<br>NONE |
|--------------------------|---------------------------|---------------|

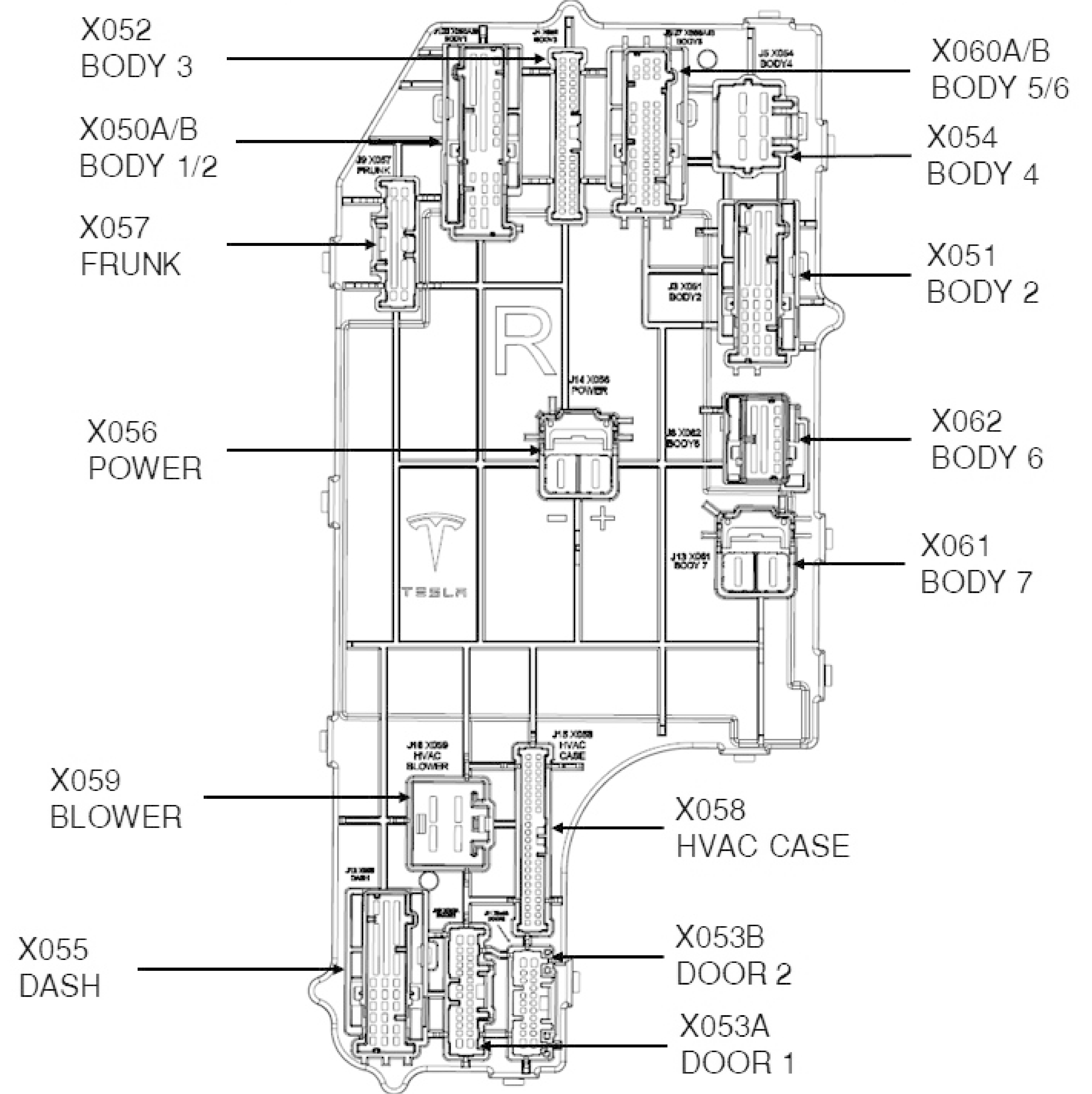
PART NAME  
#Vehicle Controller Layout, Front

|             |     |         |      |
|-------------|-----|---------|------|
| PART NUMBER | REV | SHEET   | SIZE |
|             | 1   | 2 OF 61 | A0   |

# VCLEFT



# VCRIGHT

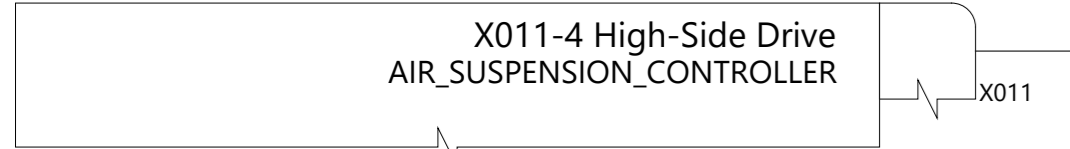


**TESLA**

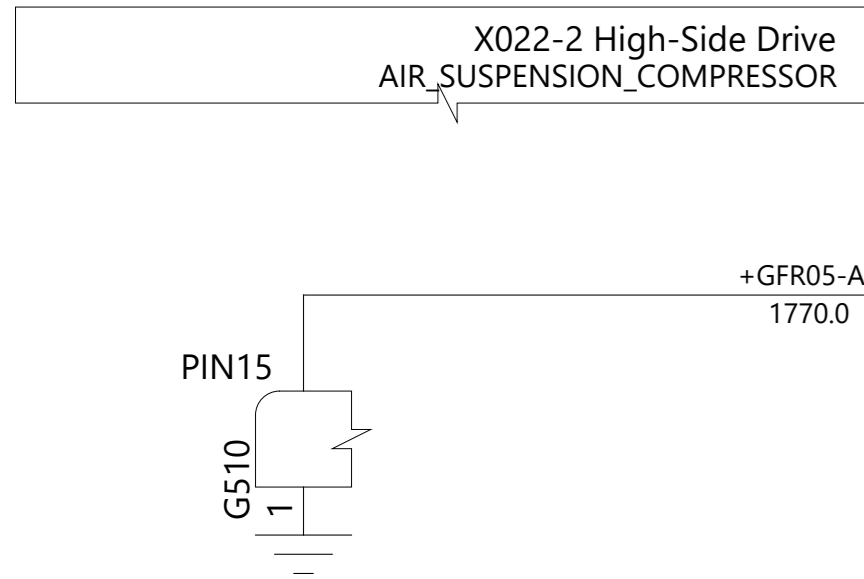
THE INFORMATION CONTAINED HEREIN IS DEEMED TO BE CONFIDENTIAL, PROPRIETARY, AND A TRADE SECRET OF TESLA MOTORS. THIS INFORMATION MAY NOT BE USED, REPRODUCED, OR DISCLOSED AS THE DIRECT OR INDIRECT BASIS FOR THE DEVELOPMENT, MANUFACTURE, OR SALE OF PROCESSES OR PRODUCTS WITHOUT THE EXPRESS WRITTEN CONSENT OF TESLA MOTORS.

|   |                           |               |
|---|---------------------------|---------------|
| DRAWN   | CHECKED                   | APPROVED      |
| MATERIAL<br>AS SPECIFIED                      | FINISHING<br>AS SPECIFIED | SCALE<br>NONE |
| PART NAME<br>#Vehicle Controller Layout, Side |                           |               |
| PART NUMBER                                   | REV                       | SHEET         |
|   | 1                         | 3 OF 64       |
|   |                           | SIZE<br>A0    |

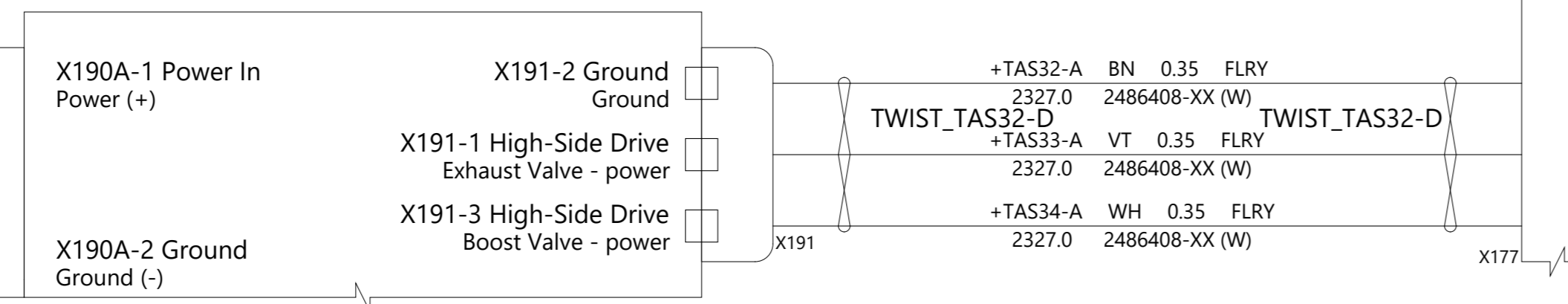
**Body Controller Front**  
U, W X021 X010 X011 X012 X013 X014



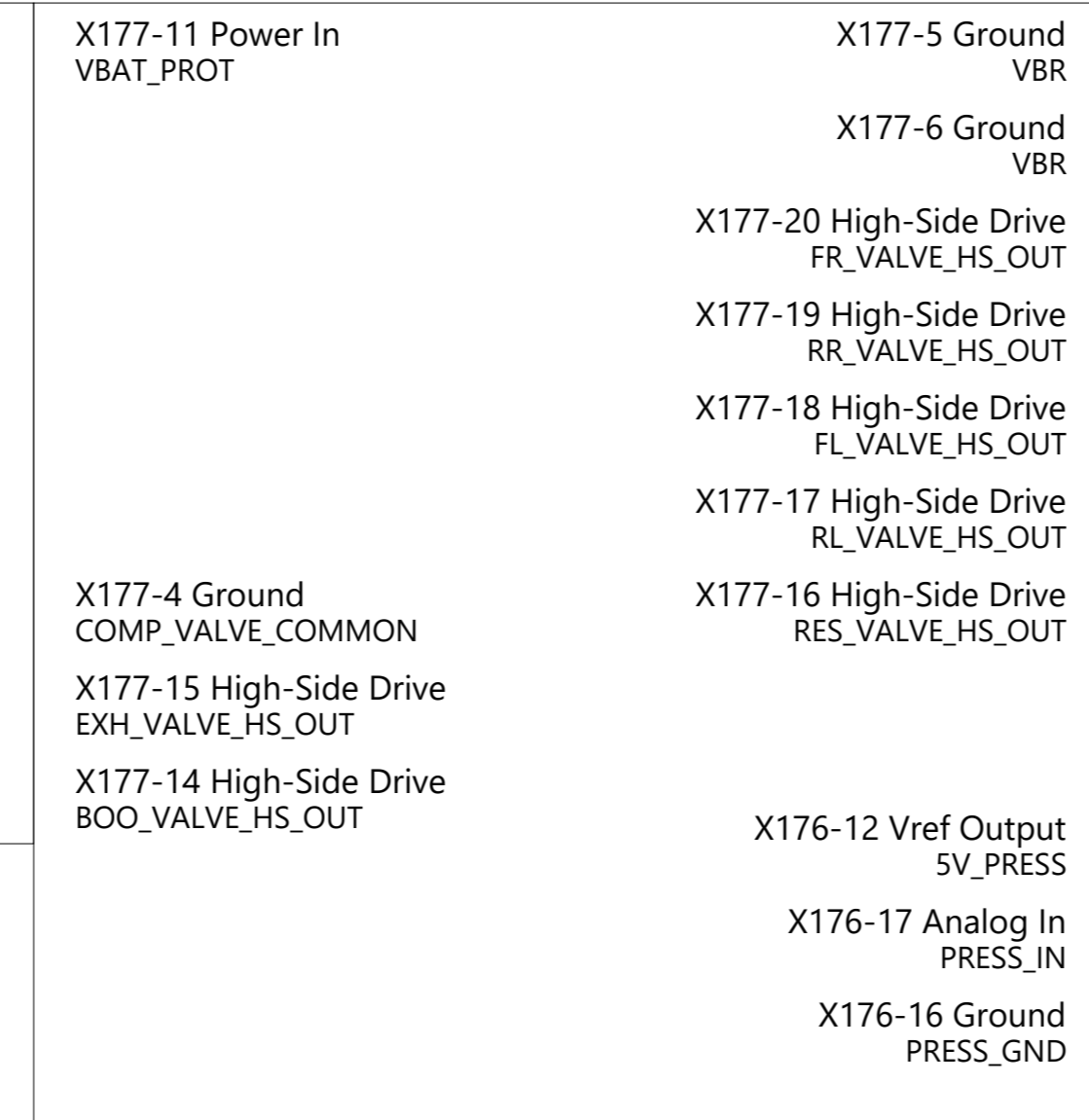
**Body Controller Battery**  
W X025 X022 X023 X024 X026



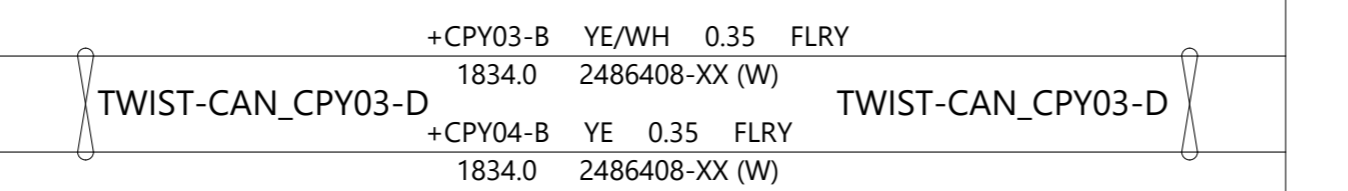
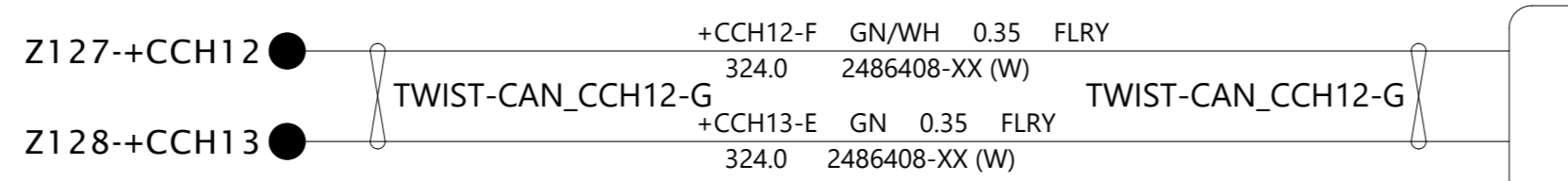
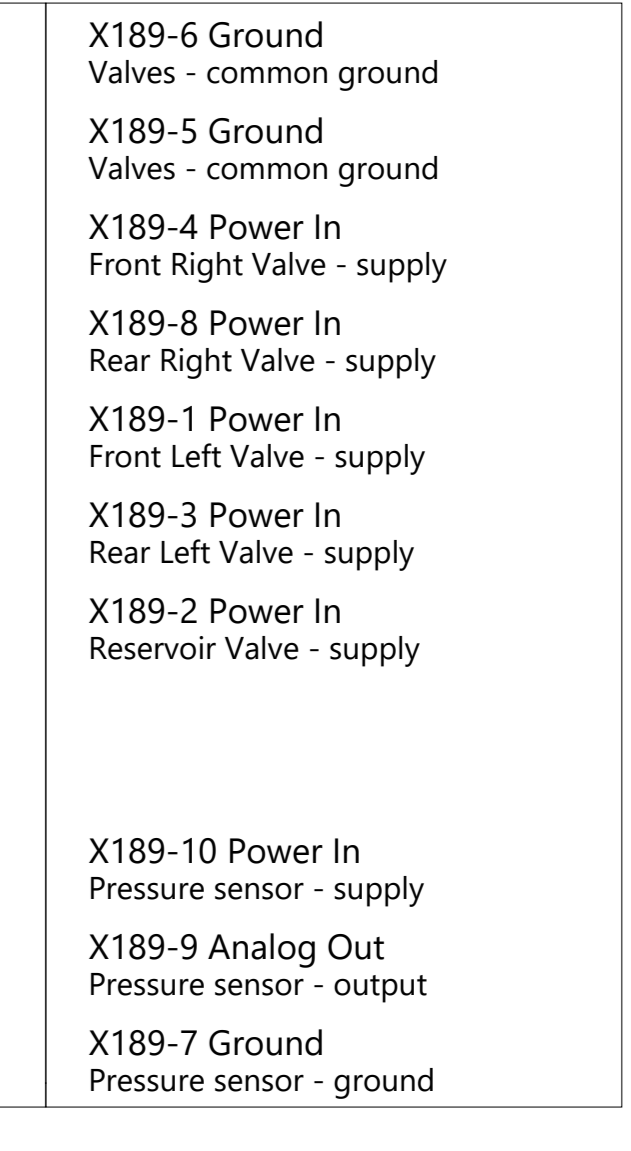
**Air Suspension Compressor**  
W X190A X191




**Air Suspension Controller**  
W X176 X177 X178 X179




**Air Suspension Valve Block**  
W X189



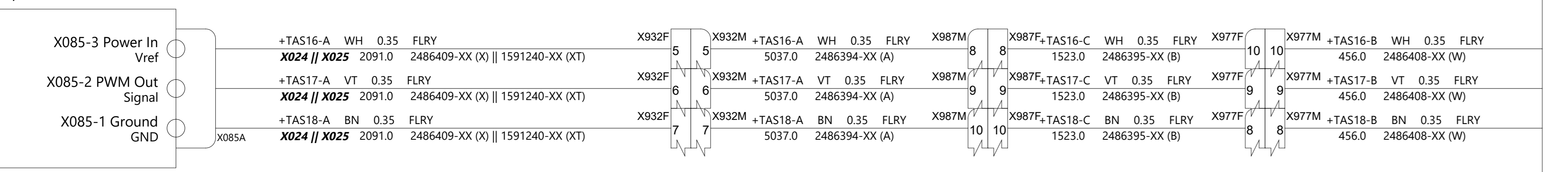
**Ride Height Sensor FL**  
W X083




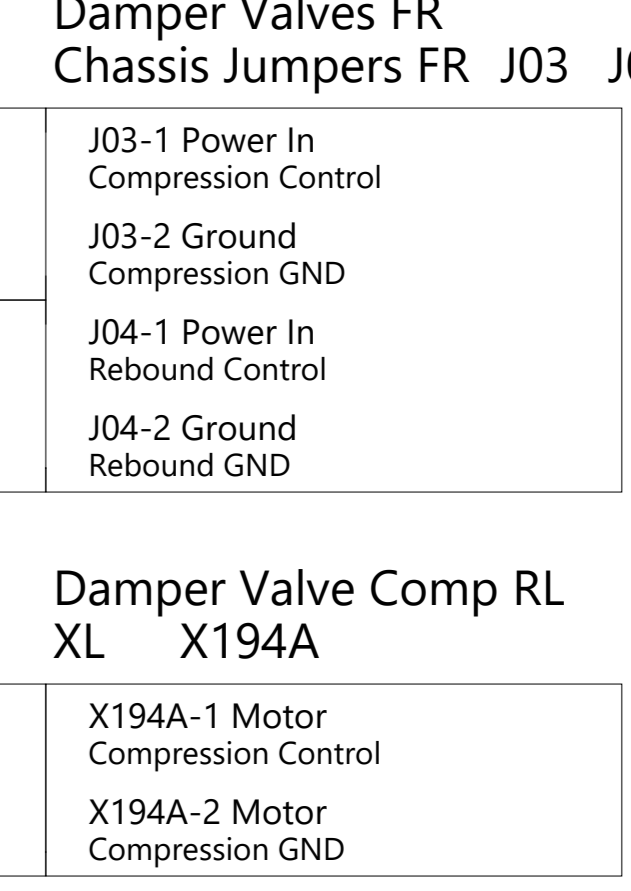
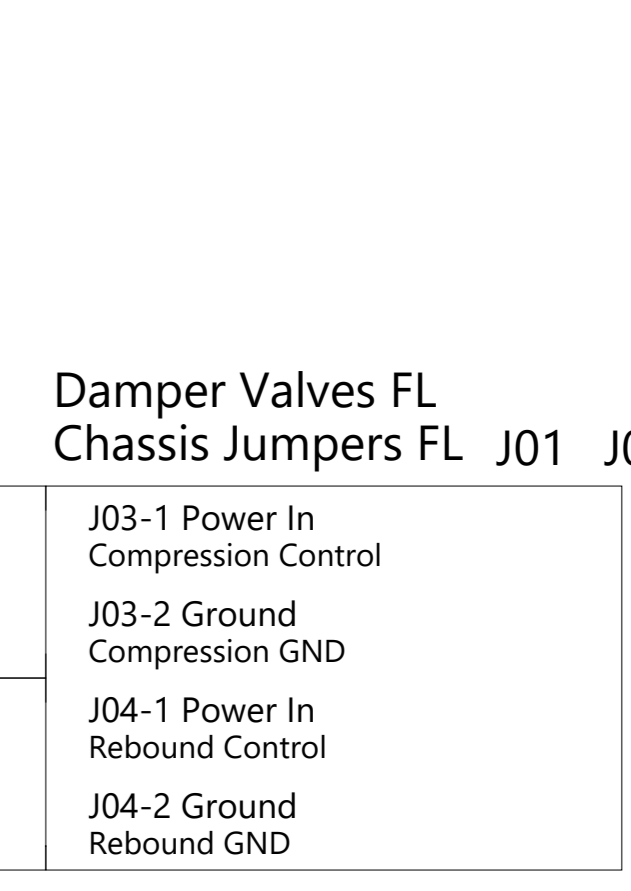
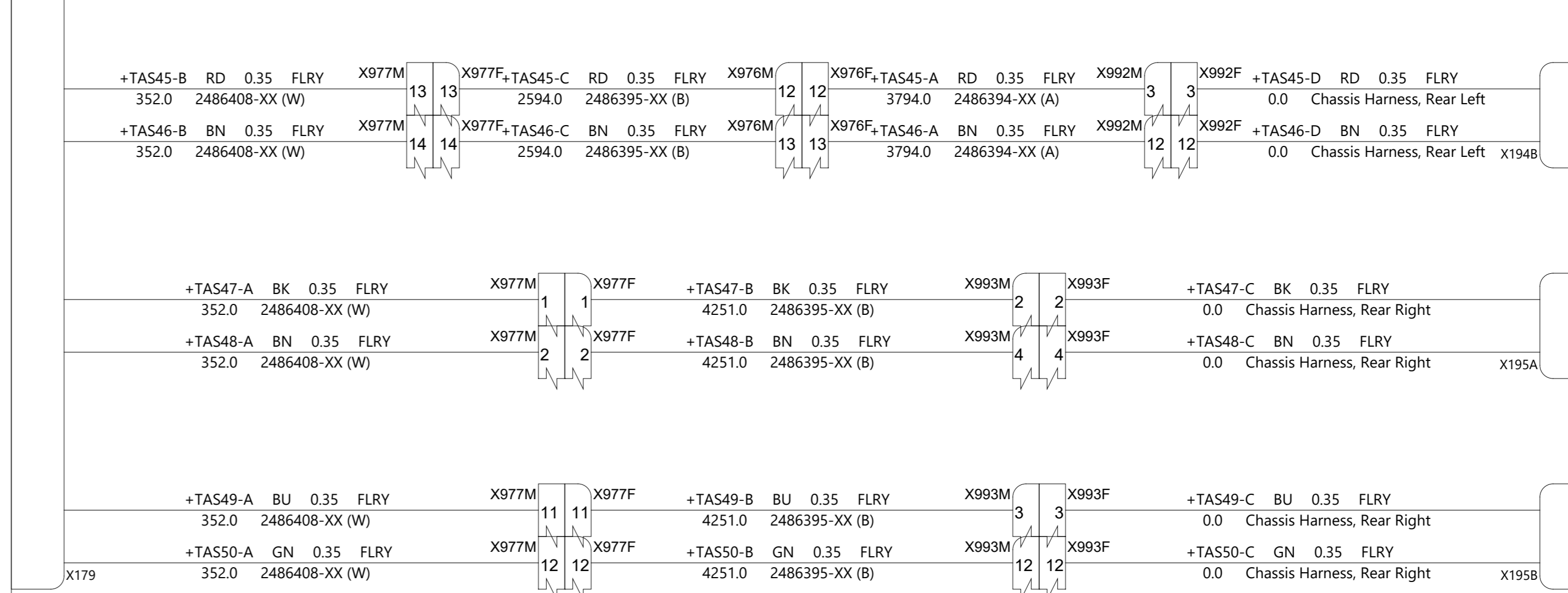
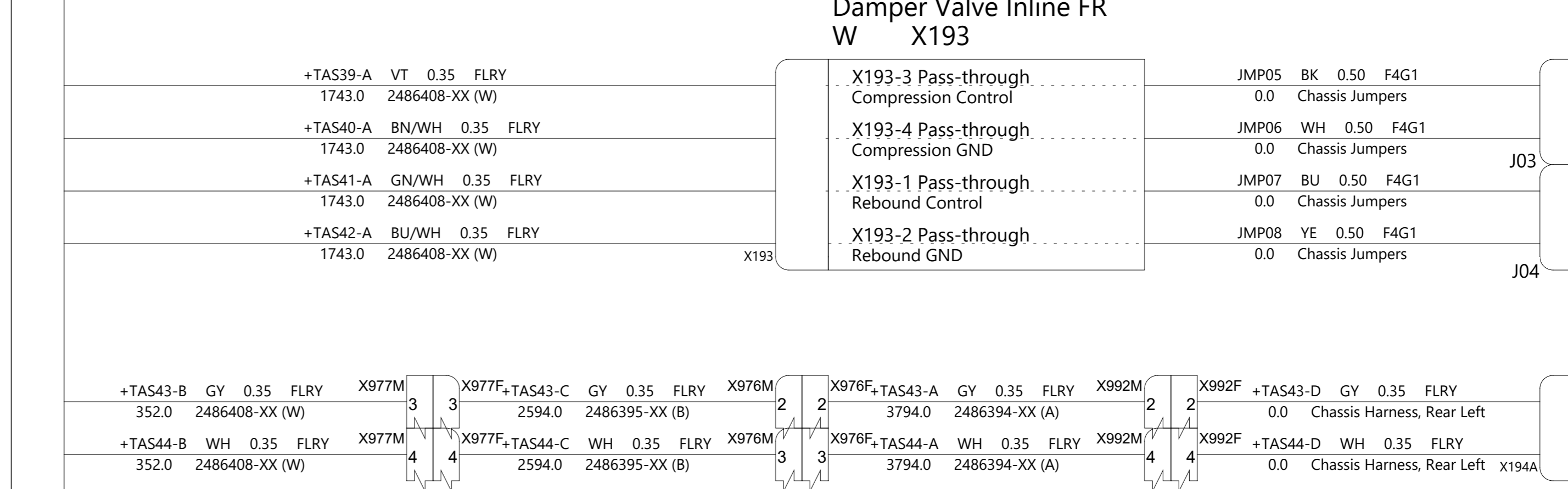
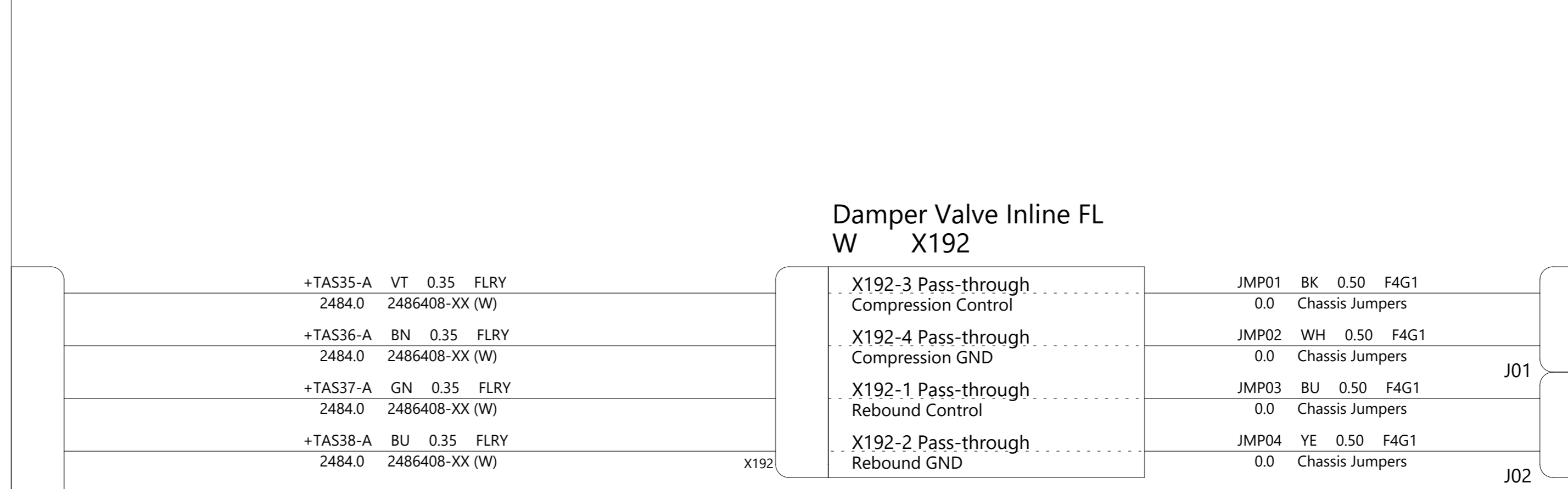
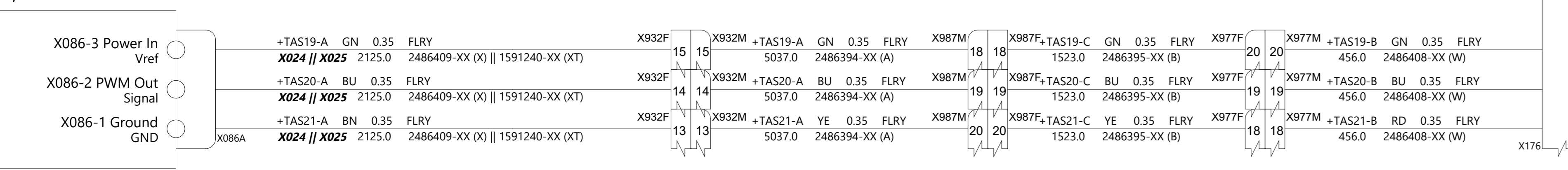
**Ride Height Sensor FR**  
W X084



**X024 || X025 Ride Height Sensor RL X,XT X085**

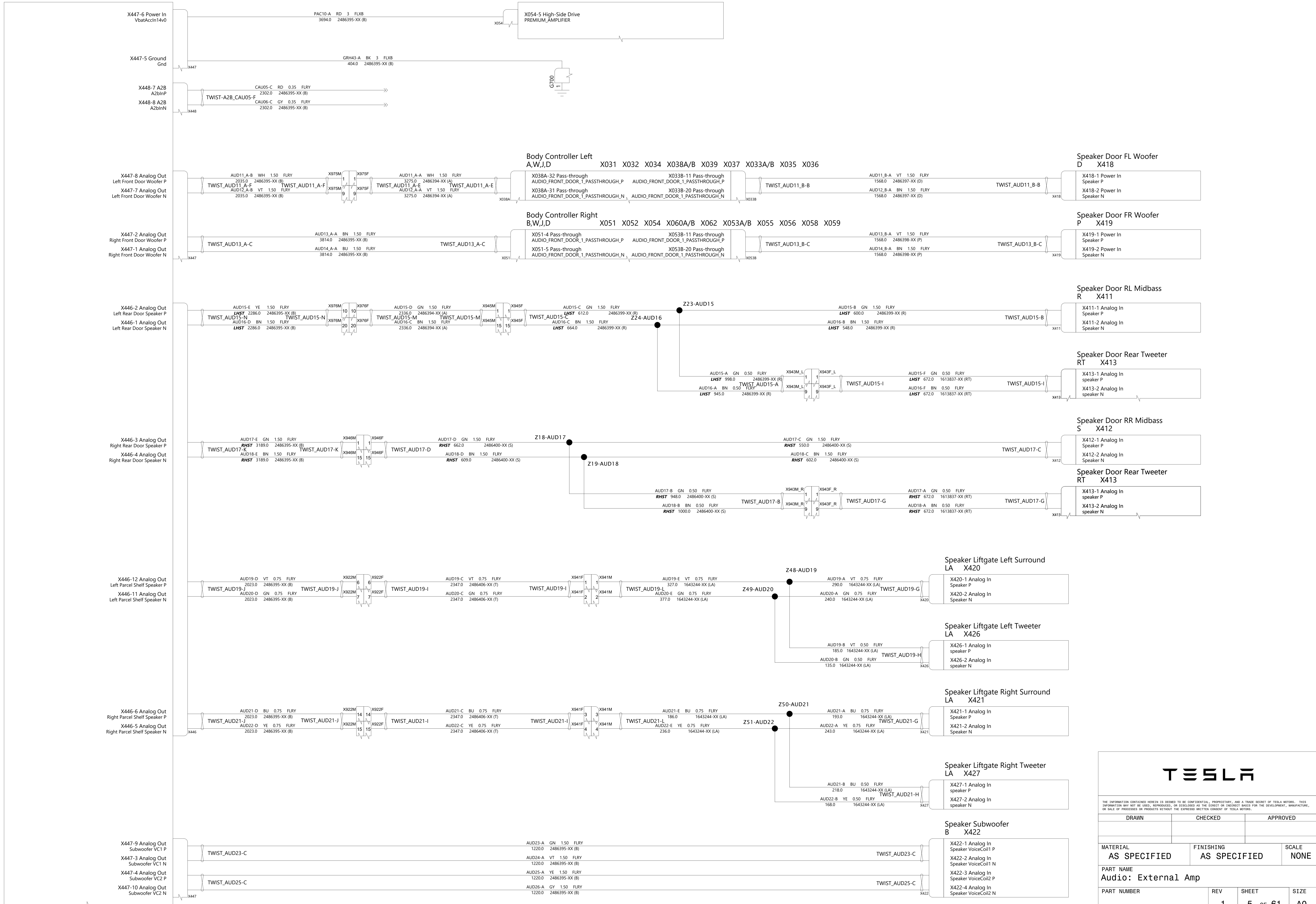


**X024 || X025 Ride Height Sensor RR X,XT X086**



|                                    |  |  |     |                        |  |         |  |            |      |  |  |
|------------------------------------|--|--|-----|------------------------|--|---------|--|------------|------|--|--|
| DRAWN                              |  |  |     | CHECKED                |  |         |  | APPROVED   |      |  |  |
| MATERIAL AS SPECIFIED              |  |  |     | FINISHING AS SPECIFIED |  |         |  | SCALE NONE |      |  |  |
| PART NAME<br><b>Air Suspension</b> |  |  |     |                        |  |         |  |            |      |  |  |
| PART NUMBER                        |  |  | REV |                        |  | SHEET   |  |            | SIZE |  |  |
|                                    |  |  | 1   |                        |  | 4 of 61 |  |            | A0   |  |  |

External Amplifier  
B X446 X447 X448



THE INFORMATION CONTAINED HEREIN IS DEEMED TO BE CONFIDENTIAL, PROPRIETARY, AND A TRADE SECRET OF TESLA MOTORS. THIS INFORMATION MAY NOT BE USED, REPRODUCED, OR DISCLOSED AS THE DIRECT OR INDIRECT BASIS FOR THE DEVELOPMENT, MANUFACTURE, OR SALE OF PROCESSES OR PRODUCTS WITHOUT THE EXPRESSED WRITTEN CONSENT OF TESLA MOTORS.

| DRAWN                            | CHECKED                   | APPROVED         |
|----------------------------------|---------------------------|------------------|
|                                  |                           |                  |
| MATERIAL<br>AS SPECIFIED         | FINISHING<br>AS SPECIFIED | SCALE<br>NONE    |
| PART NAME<br>Audio: External Amp |                           |                  |
| PART NUMBER                      | REV<br>1                  | SHEET<br>5 OF 61 |
|                                  |                           | SIZE<br>A0       |



THE INFORMATION CONTAINED HEREIN IS DEEMED TO BE CONFIDENTIAL, PROPRIETARY, AND A TRADE SECRET OF TESLA MOTORS. THIS INFORMATION MAY NOT BE USED, REPRODUCED, OR DISCLOSED AS THE DIRECT OR INDIRECT BASIS FOR THE DEVELOPMENT, MANUFACTURE, OR SALE OF PROCESSES OR PRODUCTS WITHOUT THE EXPRESSED WRITTEN CONSENT OF TESLA MOTORS.

|       |         |          |
|-------|---------|----------|
| DRAWN | CHECKED | APPROVED |
|-------|---------|----------|

|                          |                           |               |
|--------------------------|---------------------------|---------------|
| MATERIAL<br>AS SPECIFIED | FINISHING<br>AS SPECIFIED | SCALE<br>NONE |
|--------------------------|---------------------------|---------------|

PART NAME  
Audio: MCU Amp & Radio

|             |     |         |      |
|-------------|-----|---------|------|
| PART NUMBER | REV | SHEET   | SIZE |
|             | 1   | 6 OF 61 | A0   |

**PSPK**  
Speaker Pedestrian Warning  
W X415

Speaker Headliner RL  
K X441

Speaker Headliner RR  
K X442

Speaker Headliner FL  
AT X443

Speaker Headliner FR  
AT X444

Speaker A-Pillar Lower Left Tweeter  
AT X450

Speaker A-Pillar Lower Right Tweeter  
AT X451

Speaker IP Right  
JT X417

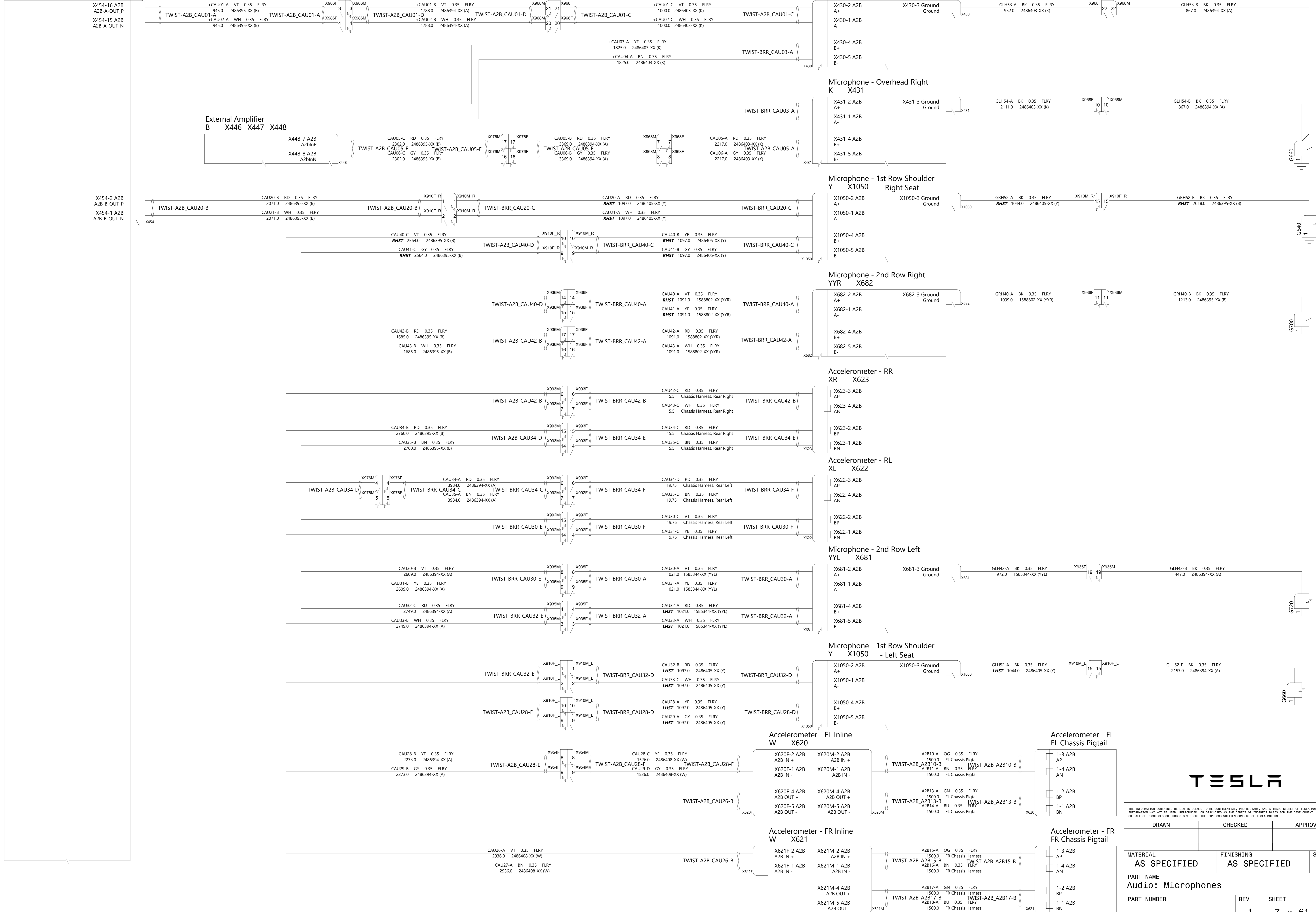
Speaker IP Center  
JT X410

Speaker IP Left  
JT X416

Speaker Door Front Fullrange  
DT X424

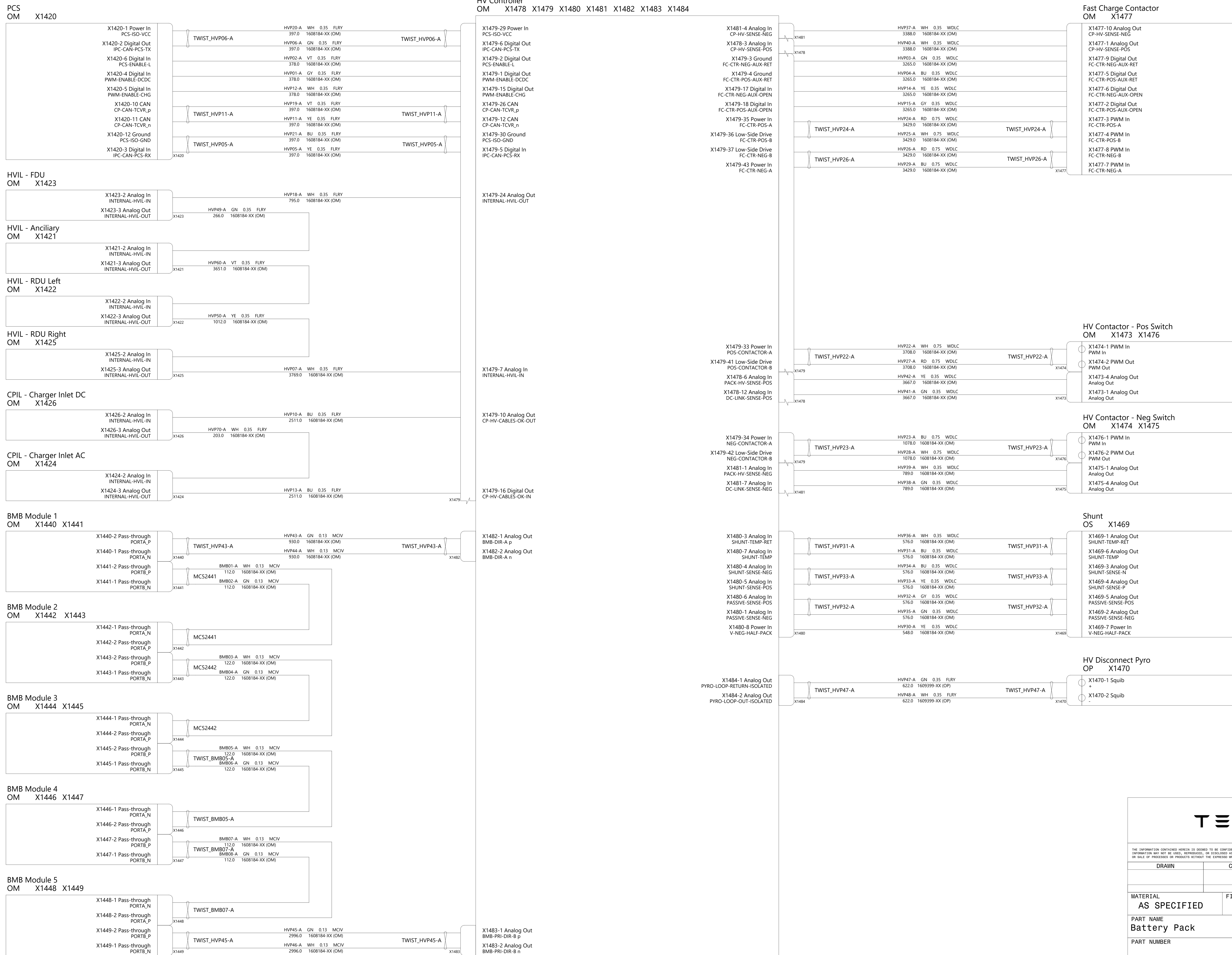
Speaker Door Front Fullrange  
DT X424

MCU & Gateway  
W,B,J,A X452 X453 X454 X800 X803 X804 X802 X829 X860 X862 X455



THE INFORMATION CONTAINED HEREIN IS DEEMED TO BE CONFIDENTIAL, PROPRIETARY, AND A TRADE SECRET OF TESLA MOTORS. THIS INFORMATION MAY NOT BE USED, REPRODUCED, OR DISCLOSED AS THE DIRECT OR INDIRECT BASIS FOR THE DEVELOPMENT, MANUFACTURE, OR SALE OF PRODUCTS OR SERVICES WITHOUT THE EXPRESS WRITTEN CONSENT OF TESLA MOTORS.

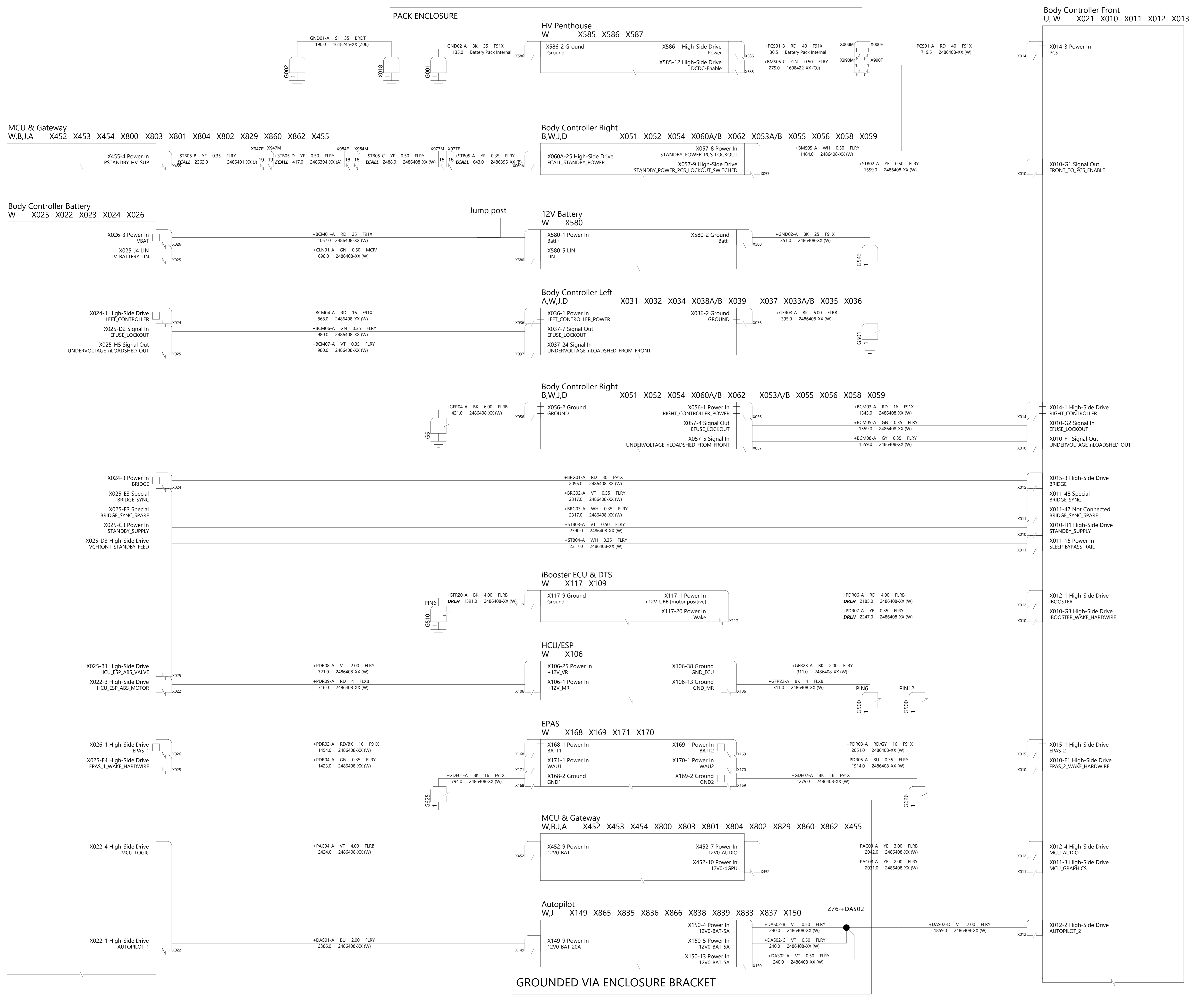
| DRAWN                           |     | CHECKED                |      | APPROVED   |  |
|---------------------------------|-----|------------------------|------|------------|--|
| MATERIAL AS SPECIFIED           |     | FINISHING AS SPECIFIED |      | SCALE NONE |  |
| PART NAME<br>Audio: Microphones |     |                        |      |            |  |
| PART NUMBER                     | REV | SHEET                  | SIZE |            |  |
|                                 | 1   | 7 OF 61                | A0   |            |  |



THE INFORMATION CONTAINED HEREIN IS DEEMED TO BE CONFIDENTIAL, PROPRIETARY, AND A TRADE SECRET OF TESLA MOTORS. THIS INFORMATION MAY NOT BE USED, REPRODUCED, OR DISCLOSED AS THE DIRECT OR INDIRECT BASIS FOR THE DEVELOPMENT, MANUFACTURE, OR SALE OF PROCESSES OR PRODUCTS WITHOUT THE EXPRESSED WRITTEN CONSENT OF TESLA MOTORS.

| DRAWN                            | CHECKED                   | APPROVED      |
|----------------------------------|---------------------------|---------------|
|                                  |                           |               |
| MATERIAL<br>AS SPECIFIED         | FINISHING<br>AS SPECIFIED | SCALE<br>NONE |
| PART NAME<br><b>Battery Pack</b> |                           |               |
| PART NUMBER                      | REV                       | SHEET         |
|                                  | 1                         | 8 of 61       |
|                                  |                           | SIZE<br>A0    |





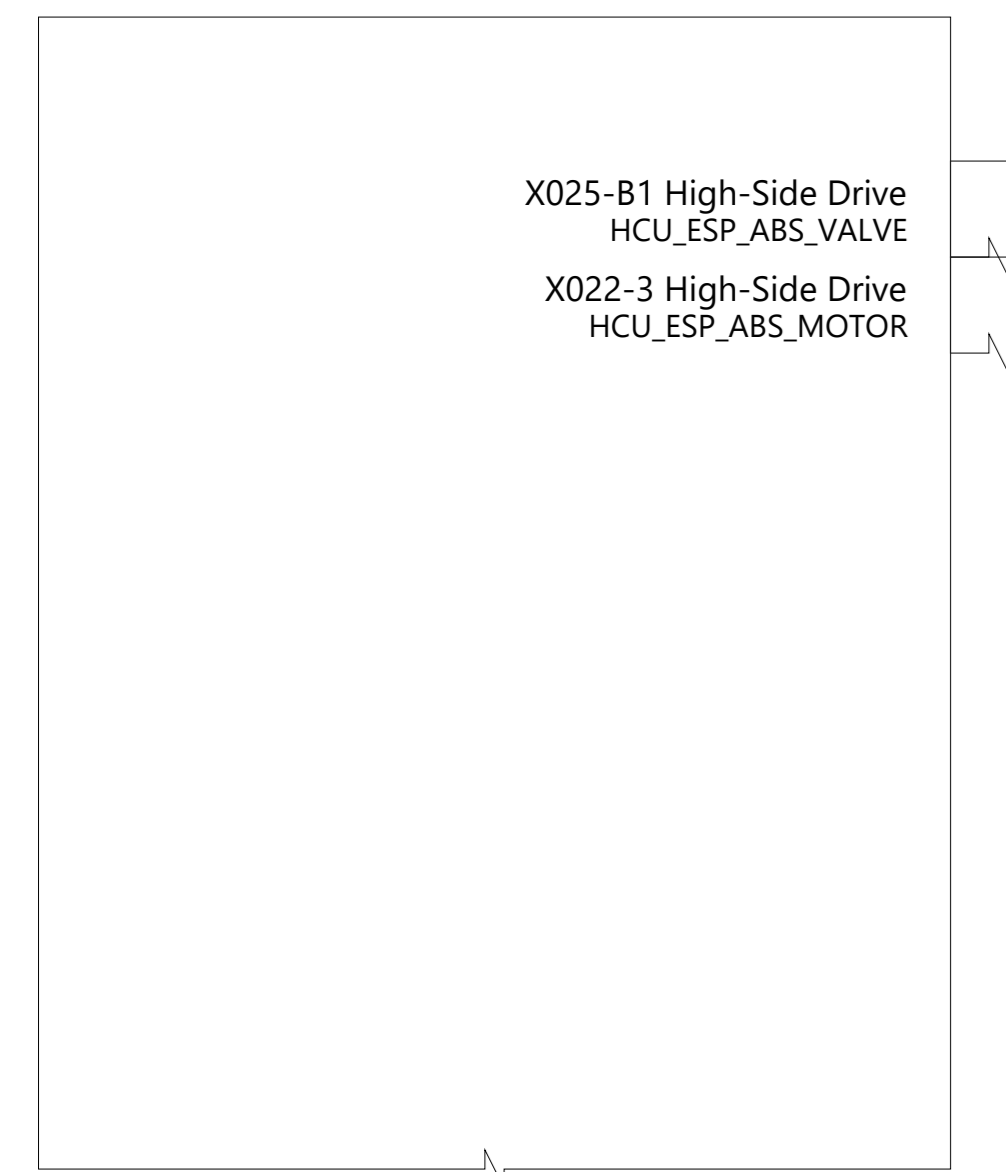
**TESLA**

THE INFORMATION CONTAINED HEREIN IS DEEMED TO BE CONFIDENTIAL, PROPRIETARY, AND A TRADE SECRET OF TESLA MOTORS. THIS INFORMATION MAY NOT BE USED, REPRODUCED, OR DISCLOSED AS THE DIRECT OR INDIRECT BASIS FOR THE DEVELOPMENT, MANUFACTURE, OR SALE OF PROCESSES OR PRODUCTS WITHOUT THE EXPRESSED WRITTEN CONSENT OF TESLA MOTORS.

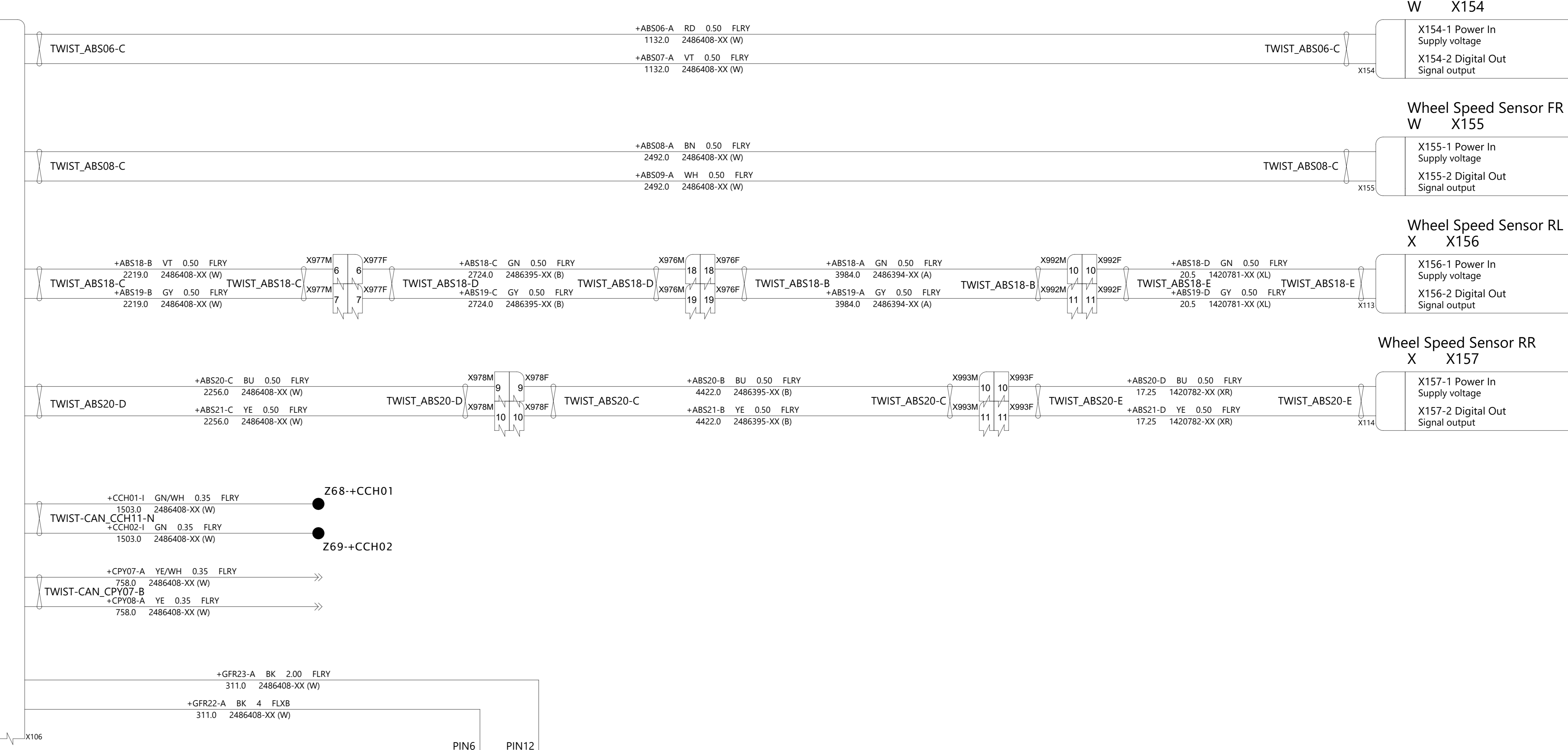
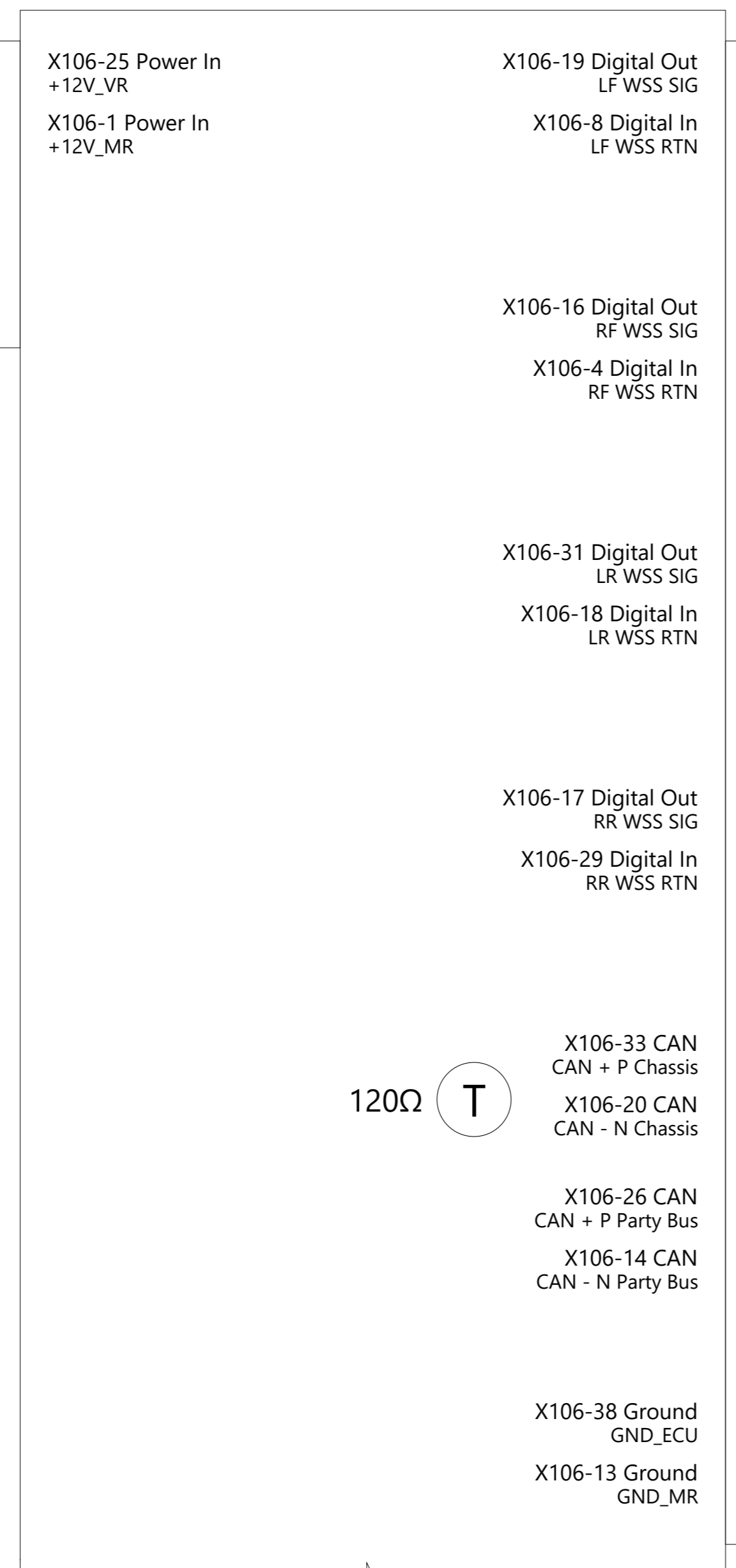
|  |                           |               |
|--|---------------------------|---------------|
| DRAWN  | CHECKED                   | APPROVED      |
|  |                           |               |
| MATERIAL<br>AS SPECIFIED                                 | FINISHING<br>AS SPECIFIED | SCALE<br>NONE |
| PART NAME<br>Body Controllers: Main Distribution & Logic |                           |               |
| PART NUMBER  | REV                       | SHEET         |
|  | 1                         | 9 OF 61       |
|  |                           | SIZE<br>A0    |

GROUNDED VIA ENCLOSURE BRACKET

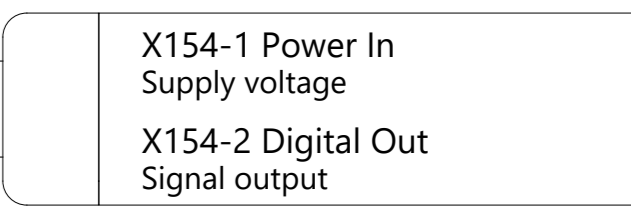
**Body Controller Battery**  
W X025 X022 X023 X024 X026



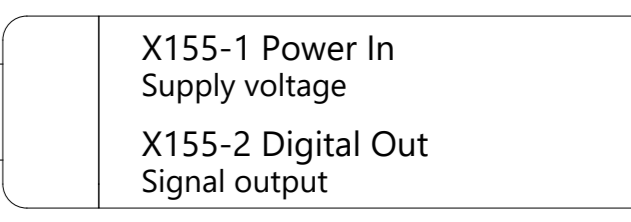
**HCU/ESP**  
W X106



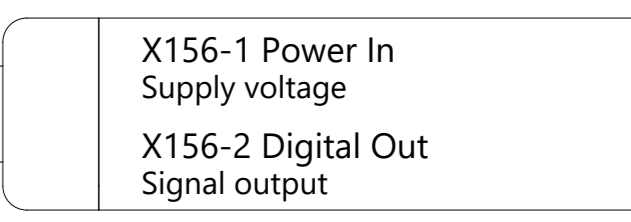
**Wheel Speed Sensor FL**  
W X154



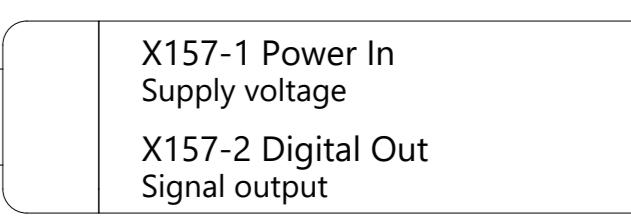
**Wheel Speed Sensor FR**  
W X155




**Wheel Speed Sensor RL**  
X X156



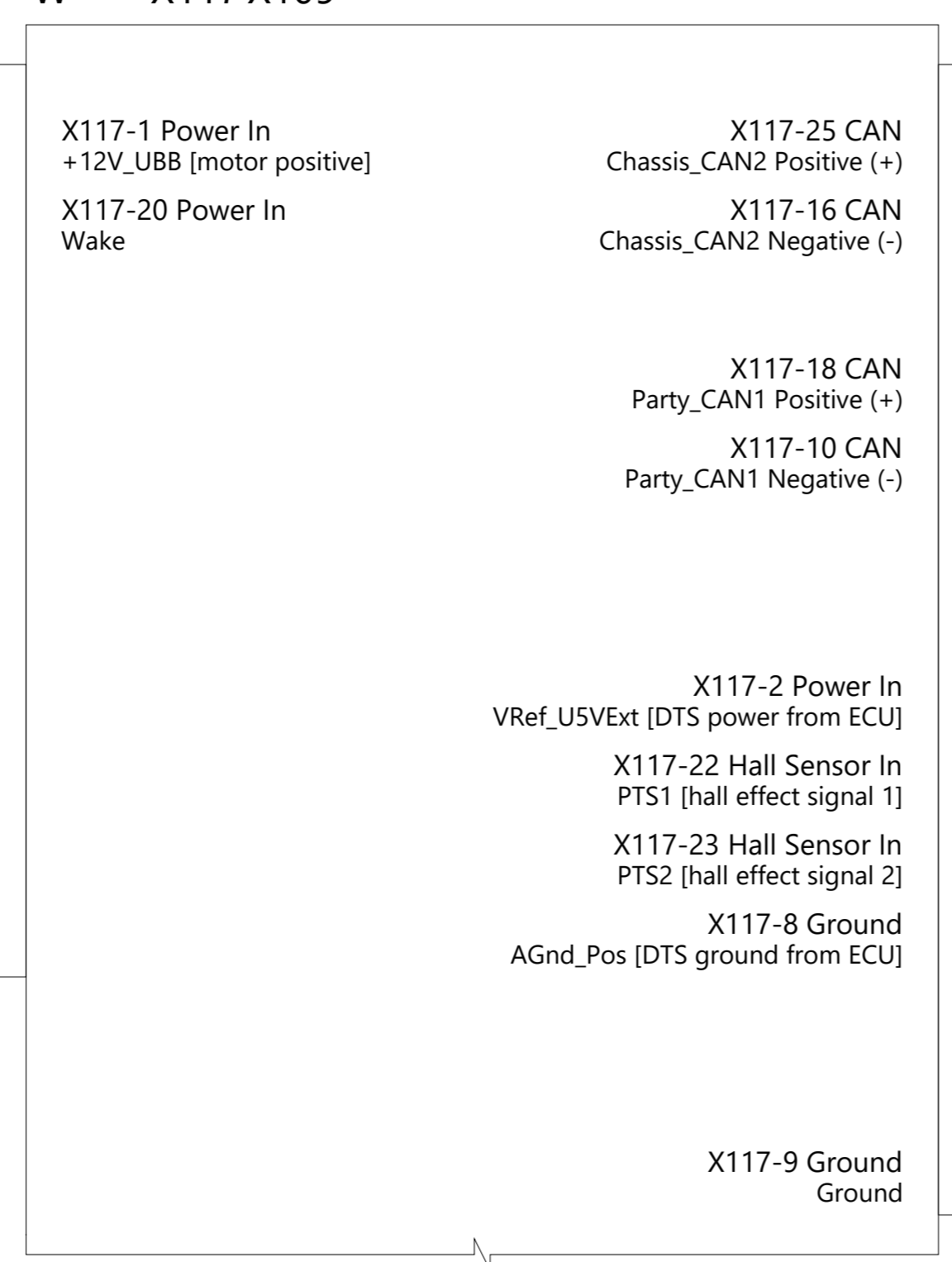
**Wheel Speed Sensor RR**  
X X157



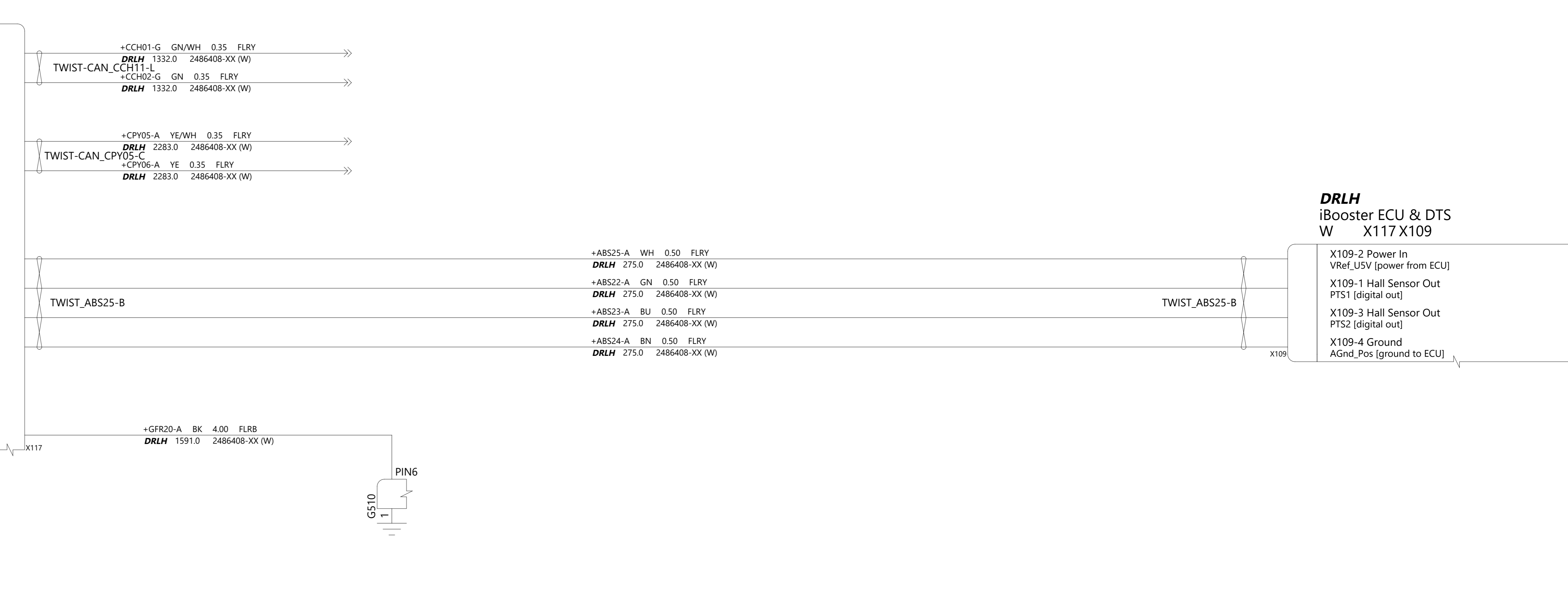
**Body Controller Front**  
U, W X021 X010 X011 X012 X013 X014



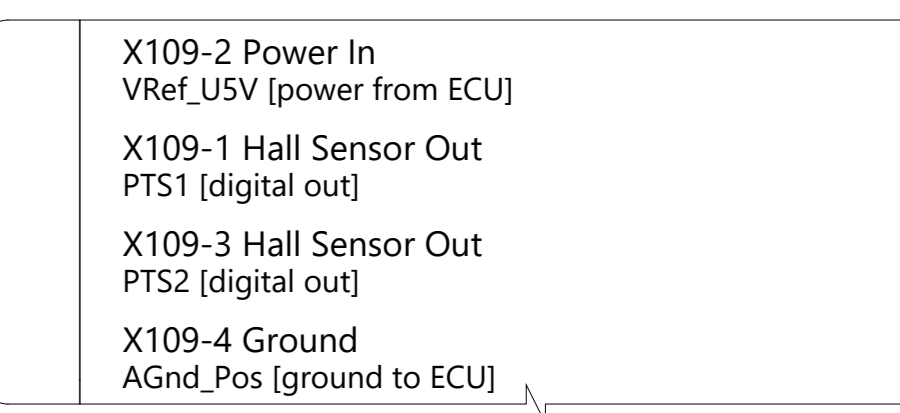
**DRLH**  
iBooster ECU & DTS  
W X117 X109




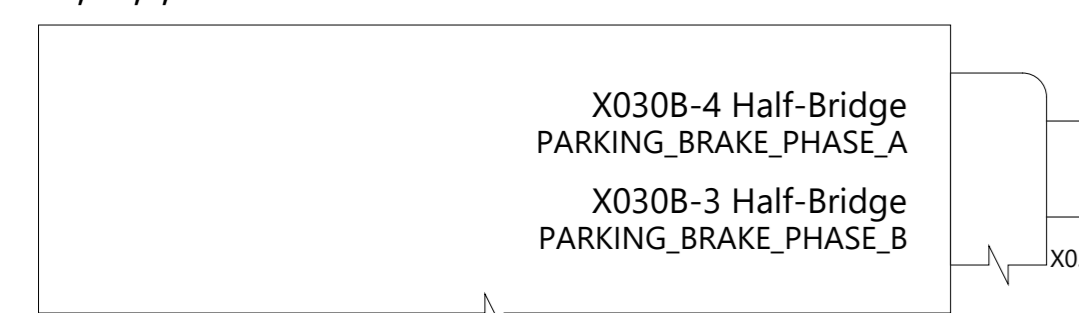
**DRLH || DRRH**  
Brake Fluid Level  
W X115



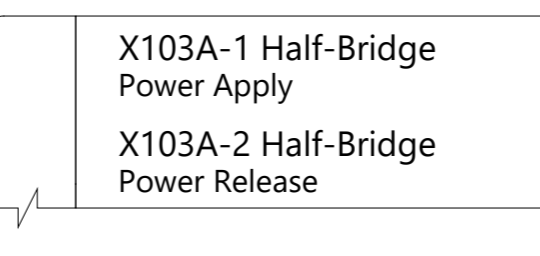
**DRLH**  
iBooster ECU & DTS  
W X117 X109




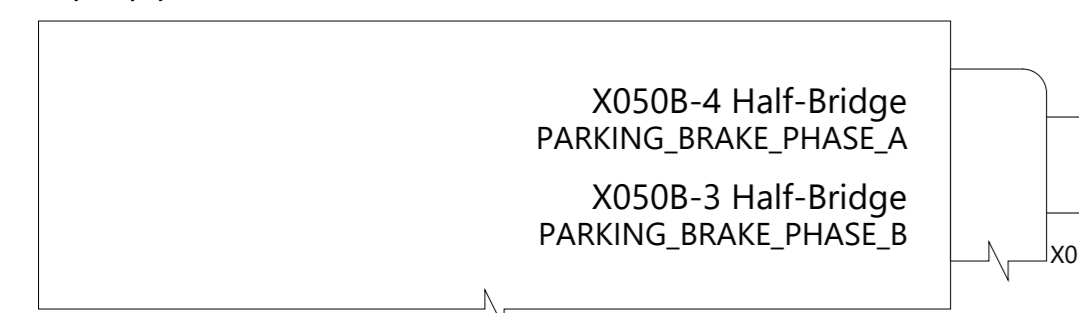
**Body Controller Left**  
A,W,J,D X031 X032 X034 X038A/B X039 X037 X033A/B X035 X036



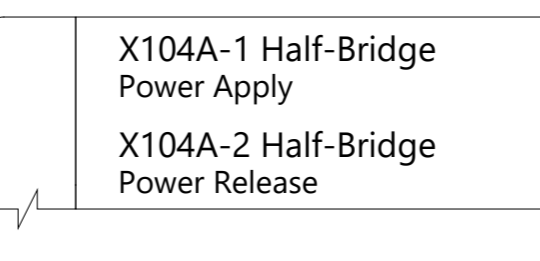
**Park Brake Caliper LH**  
XL X103A



**Body Controller Right**  
B,W,J,D X051 X052 X054 X060A/B X062 X053A/B X055 X056 X058 X059

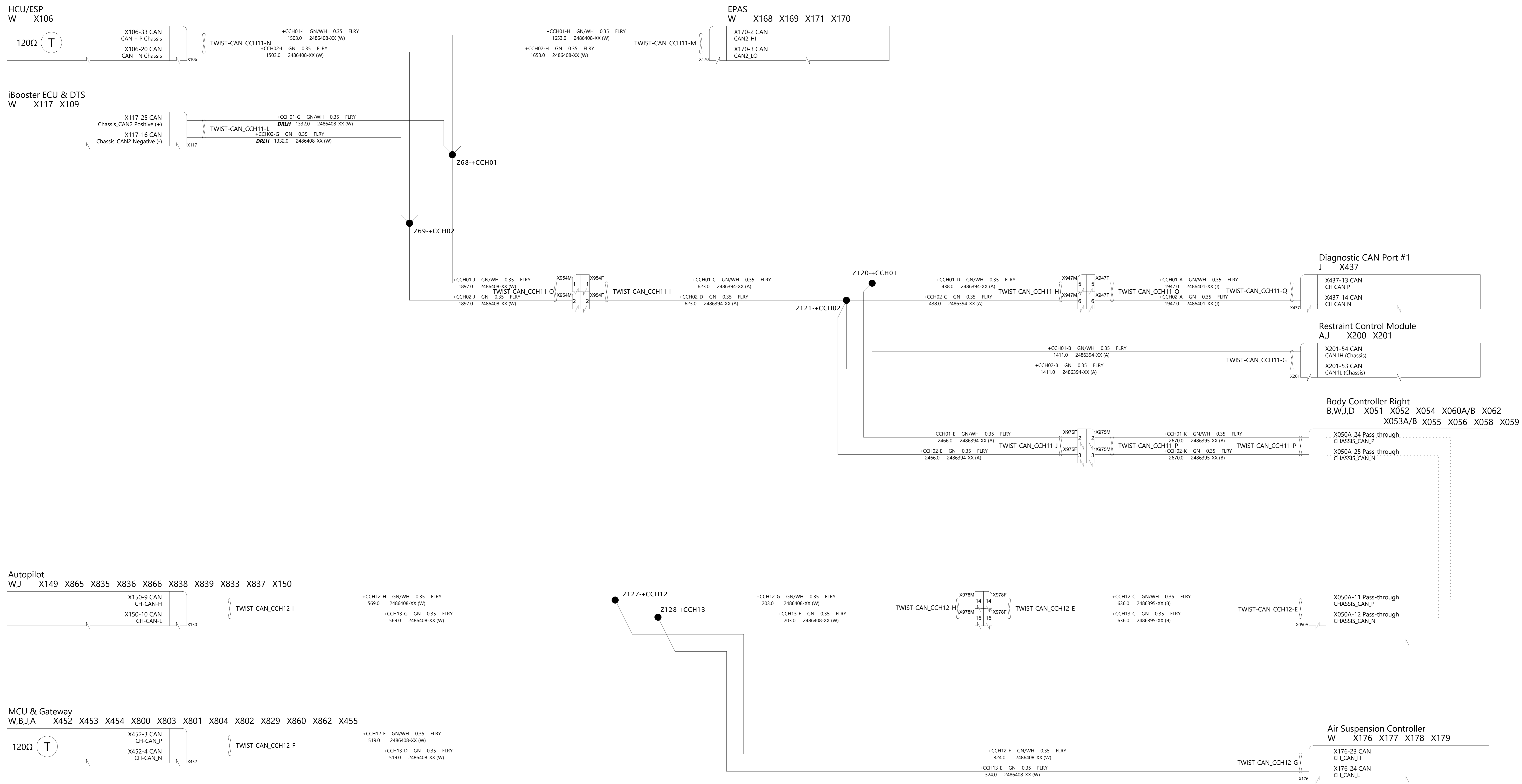


**Park Brake Caliper RH**  
XR X104A



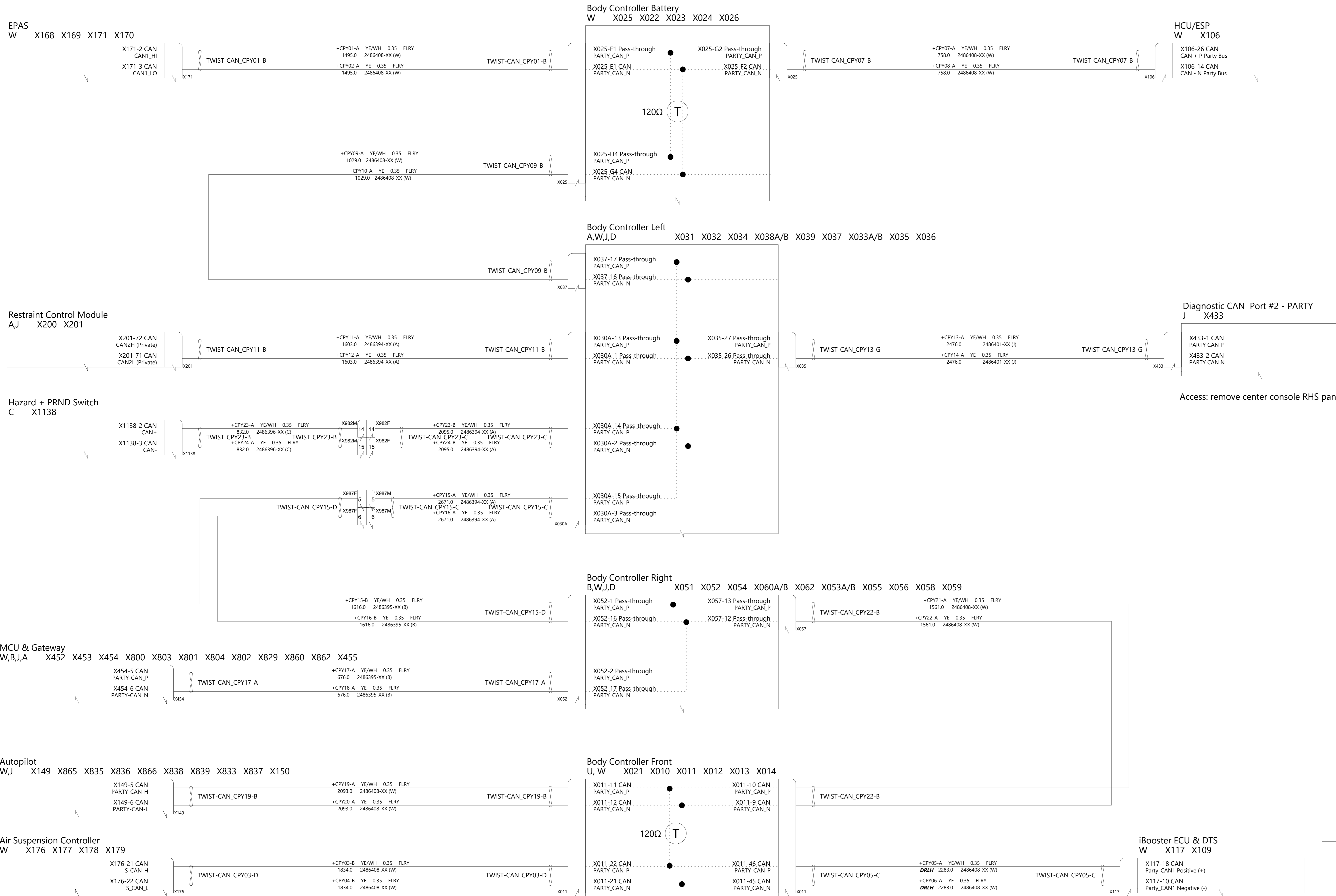
THE INFORMATION CONTAINED HEREIN IS DEEMED TO BE CONFIDENTIAL, PROPRIETARY, AND A TRADE SECRET OF TESLA MOTORS. THIS INFORMATION MAY NOT BE USED, REPRODUCED, OR DISCLOSED AS THE DIRECT OR INDIRECT BASIS FOR THE DEVELOPMENT, MANUFACTURE, OR SALE OF PROCESSES OR PRODUCTS WITHOUT THE EXPRESS WRITTEN CONSENT OF TESLA MOTORS.

| DRAWN                            | CHECKED                   | APPROVED          |
|----------------------------------|---------------------------|-------------------|
|                                  |                           |                   |
| MATERIAL<br>AS SPECIFIED         | FINISHING<br>AS SPECIFIED | SCALE<br>NONE     |
| PART NAME<br>Braking & Stability |                           |                   |
| PART NUMBER                      | REV<br>1                  | SHEET<br>10 OF 61 |
|                                  |                           | SIZE<br>A0        |



THE INFORMATION CONTAINED HEREIN IS DEEMED TO BE CONFIDENTIAL, PROPRIETARY, AND A TRADE SECRET OF TESLA MOTORS. THIS INFORMATION MAY NOT BE USED, REPRODUCED, OR DISCLOSED AS THE DIRECT OR INDIRECT BASIS FOR THE DEVELOPMENT, MANUFACTURE, OR SALE OF PROCESSES OR PRODUCTS WITHOUT THE EXPRESSED WRITTEN CONSENT OF TESLA MOTORS.

|                                   |                           |               |
|-----------------------------------|---------------------------|---------------|
| DRAWN                             | CHECKED                   | APPROVED      |
| MATERIAL<br>AS SPECIFIED          | FINISHING<br>AS SPECIFIED | SCALE<br>NONE |
| PART NAME<br>CAN Network: Chassis |                           |               |
| PART NUMBER                       | REV                       | SHEET         |
|                                   | 1                         | 11 OF 61      |
|                                   |                           | SCALE<br>A0   |




THE INFORMATION CONTAINED HEREIN IS DEEMED TO BE CONFIDENTIAL, PROPRIETARY, AND A TRADE SECRET OF TESLA MOTORS. THIS INFORMATION MAY NOT BE USED, REPRODUCED, OR DISCLOSED AS THE DIRECT OR INDIRECT BASIS FOR THE DEVELOPMENT, MANUFACTURE, OR SALE OF PROCESSES OR PRODUCTS WITHOUT THE EXPRESSED WRITTEN CONSENT OF TESLA MOTORS.


|                                 |                           |               |
|---------------------------------|---------------------------|---------------|
| DRAWN                           | CHECKED                   | APPROVED      |
| MATERIAL<br>AS SPECIFIED        | FINISHING<br>AS SPECIFIED | SCALE<br>NONE |
| PART NAME<br>CAN Network: Party |                           |               |
| PART NUMBER                     | REV                       | SHEET         |
|                                 | 1                         | 12 of 61      |
|                                 |                           | SIZE<br>A0    |

Body Controller Right  
B,W,J,D X051 X052 X054 X060A/B X062 X053A/B X055 X056 X058 X059


Body Controller Battery  
W X025 X022 X023 X024 X026



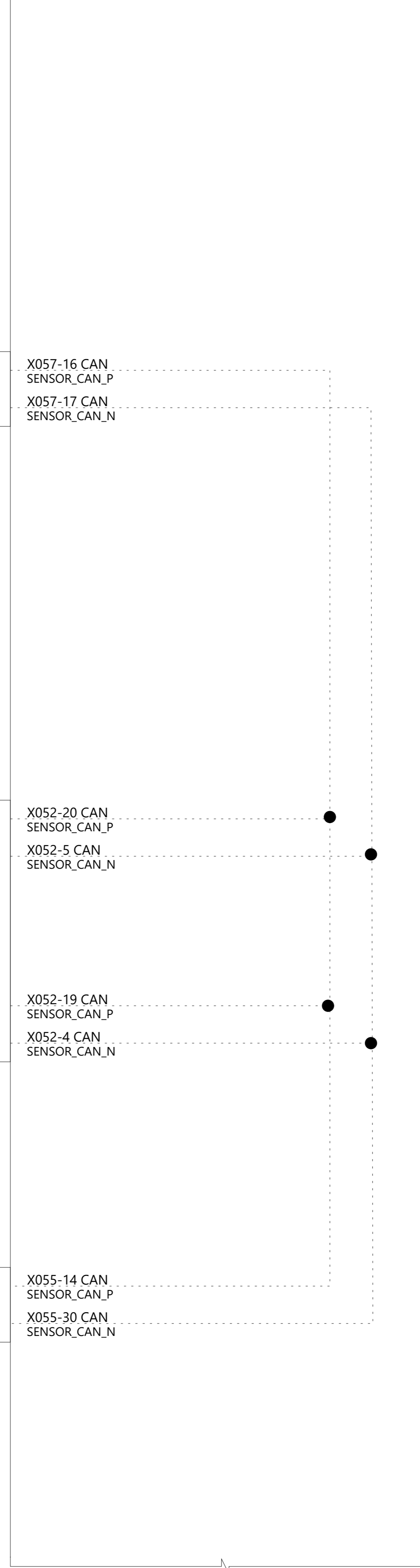

Security Controller  
B X488



Radar - Interior  
B X400



Diagnostic CAN Port #1  
J X437



TESLA

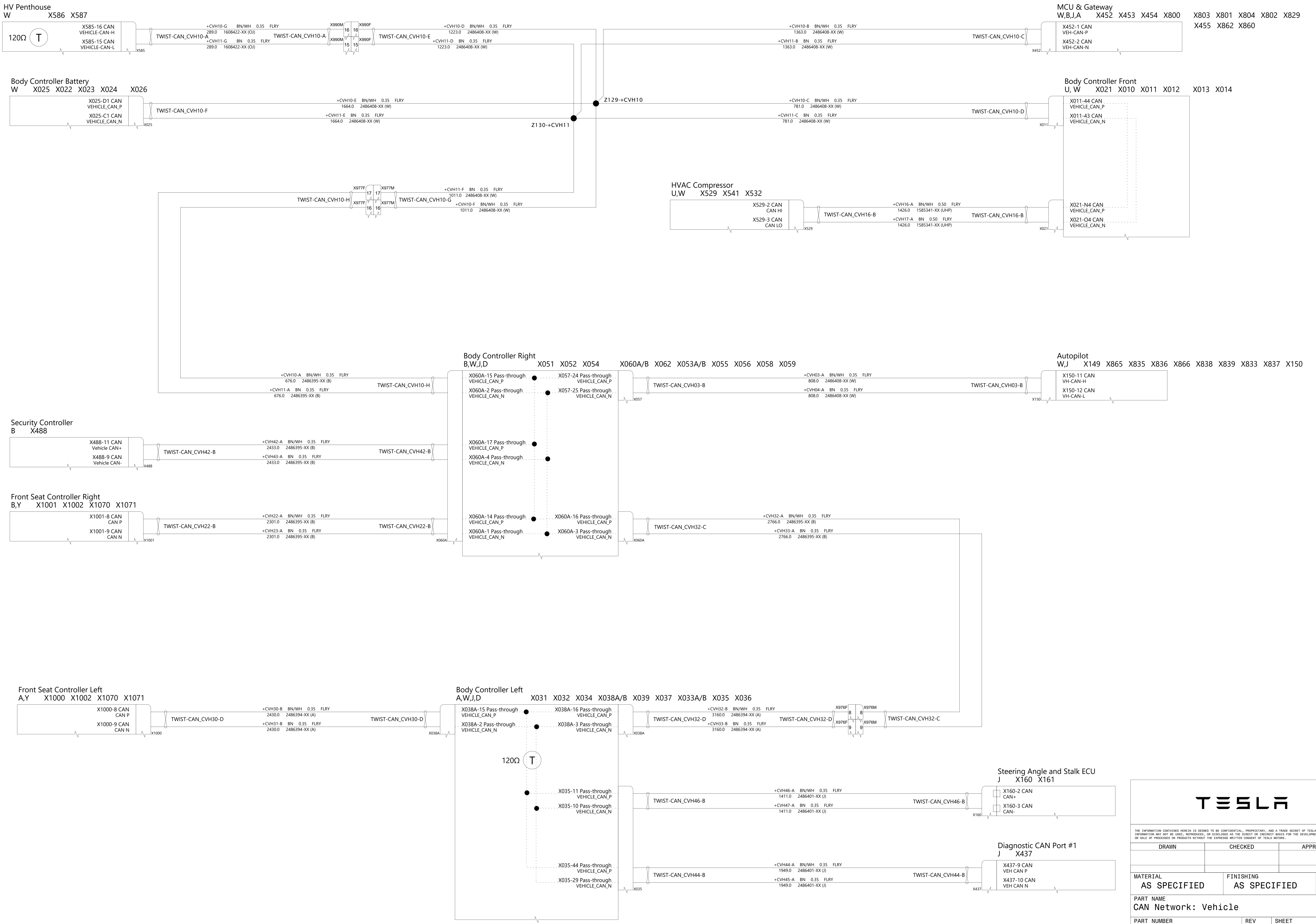
THE INFORMATION CONTAINED HEREIN IS DEEMED TO BE CONFIDENTIAL, PROPRIETARY, AND A TRADE SECRET OF TESLA MOTORS. THIS INFORMATION MAY NOT BE USED, REPRODUCED, OR DISCLOSED AS THE DIRECT OR INDIRECT BASIS FOR THE DEVELOPMENT, MANUFACTURE, OR SALE OF PROCESSES OR PRODUCTS WITHOUT THE EXPRESSED WRITTEN CONSENT OF TESLA MOTORS.

|       |         |          |
|-------|---------|----------|
| DRAWN | CHECKED | APPROVED |
|-------|---------|----------|

|                          |                           |               |
|--------------------------|---------------------------|---------------|
| MATERIAL<br>AS SPECIFIED | FINISHING<br>AS SPECIFIED | SCALE<br>NONE |
|--------------------------|---------------------------|---------------|

PART NAME  
CAN Network: REM

|             |          |                   |            |
|-------------|----------|-------------------|------------|
| PART NUMBER | REV<br>1 | SHEET<br>13 of 61 | SIZE<br>A0 |
|-------------|----------|-------------------|------------|



THE INFORMATION CONTAINED HEREIN IS DEEMED TO BE CONFIDENTIAL, PROPRIETARY, AND A TRADE SECRET OF TESLA MOTORS. THIS INFORMATION MAY NOT BE USED, REPRODUCED, OR DISCLOSED AS THE DIRECT OR INDIRECT BASIS FOR THE DEVELOPMENT, MANUFACTURE, OR SALE OF PROCESSES OR PRODUCTS WITHOUT THE EXPRESSED WRITTEN CONSENT OF TESLA MOTORS.

|       |         |          |
|-------|---------|----------|
| DRAWN | CHECKED | APPROVED |
|-------|---------|----------|

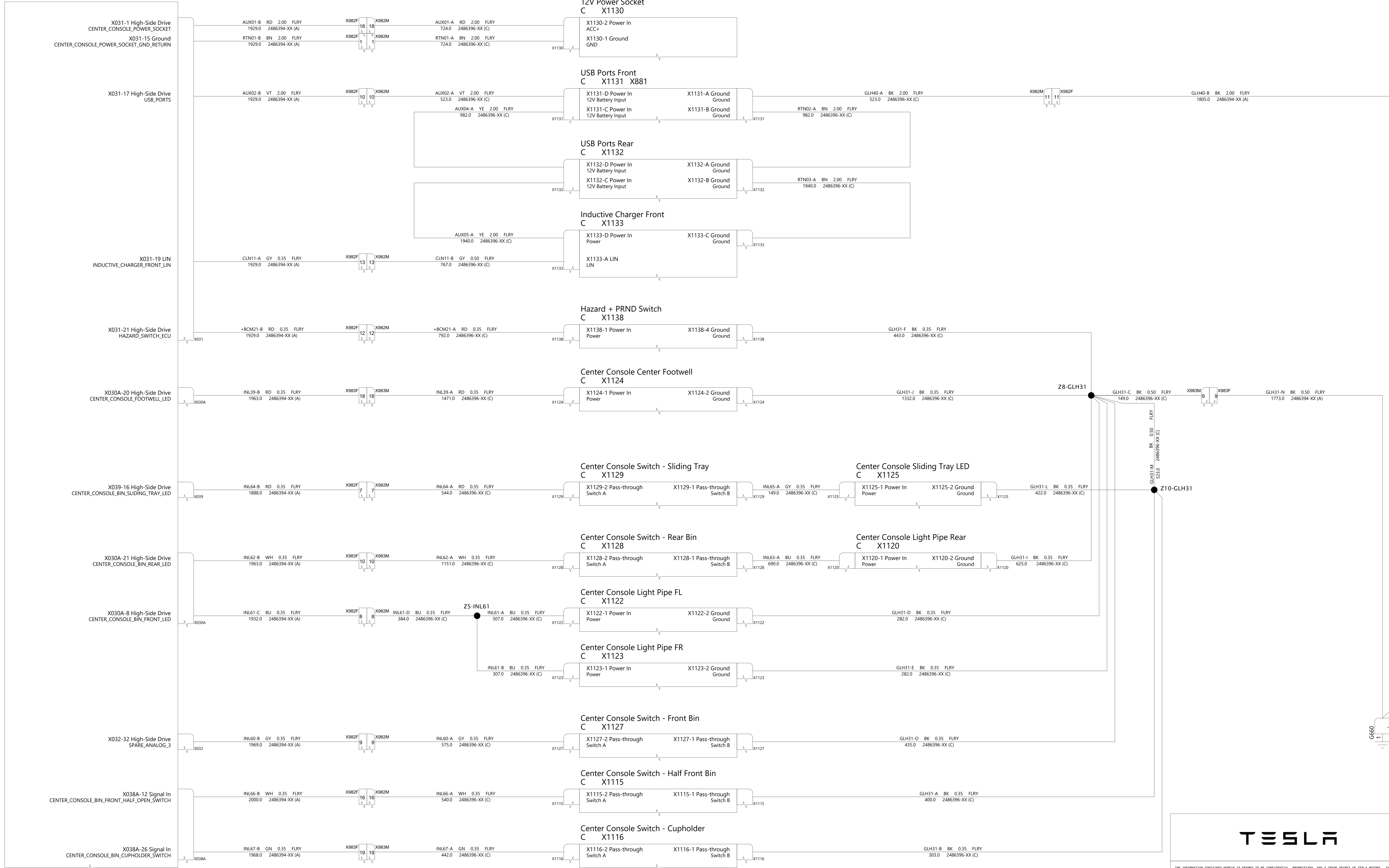
|                          |                           |               |
|--------------------------|---------------------------|---------------|
| MATERIAL<br>AS SPECIFIED | FINISHING<br>AS SPECIFIED | SCALE<br>NONE |
|--------------------------|---------------------------|---------------|

PART NAME  
**CAN Network: Vehicle**

|             |     |          |      |
|-------------|-----|----------|------|
| PART NUMBER | REV | SHEET    | SIZE |
|             | 1   | 14 of 61 | A0   |

Body Controller Left  
A,W,J,D

X031 X032 X034 X038A/B X039 X037 X033A/B X035 X036



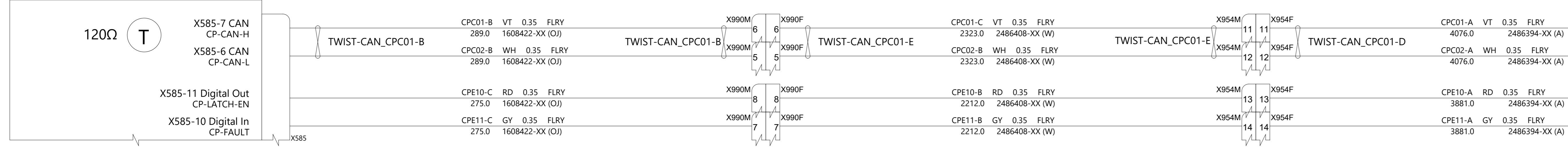
THE INFORMATION CONTAINED HEREIN IS DEEMED TO BE CONFIDENTIAL, PROPRIETARY, AND A TRADE SECRET OF TESLA MOTORS. THIS INFORMATION MAY NOT BE USED, REPRODUCED, OR DISCLOSED AS THE DIRECT OR INDIRECT BASIS FOR THE DEVELOPMENT, MANUFACTURE, OR SALE OF PROCESSES OR PRODUCTS WITHOUT THE EXPRESSED WRITTEN CONSENT OF TESLA MOTORS.

|                             |                           |               |
|-----------------------------|---------------------------|---------------|
| DRAWN                       | CHECKED                   | APPROVED      |
| MATERIAL<br>AS SPECIFIED    | FINISHING<br>AS SPECIFIED | SCALE<br>NONE |
| PART NAME<br>Center Console |                           |               |
| PART NUMBER                 | REV                       | SHEET         |
|                             | 1                         | 15 of 61      |
|                             |                           | SIZE<br>A0    |

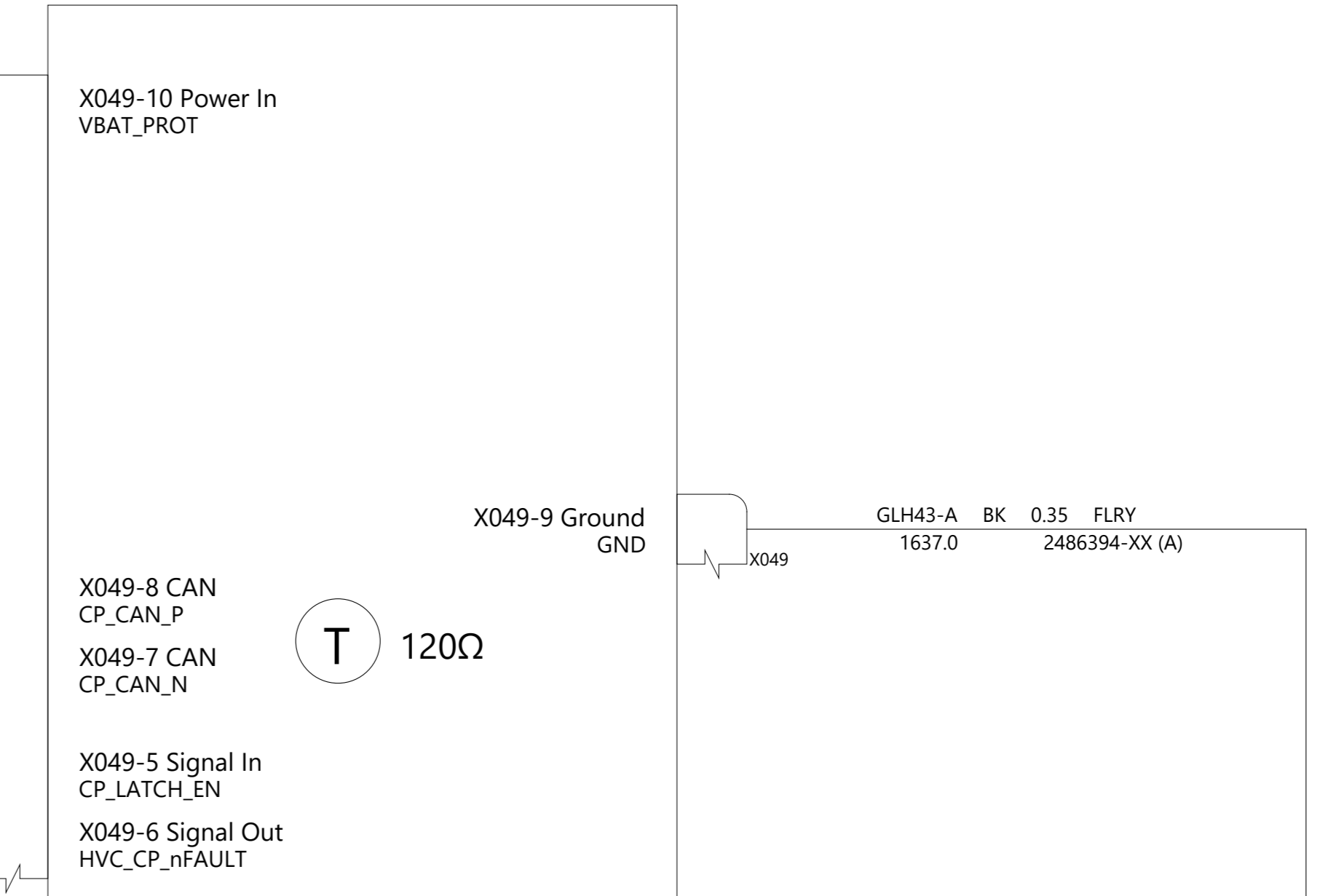
Body Controller Left  
A,W,J,D X031 X032 X034 X038A/B X039 X037 X033A/B X035 X036



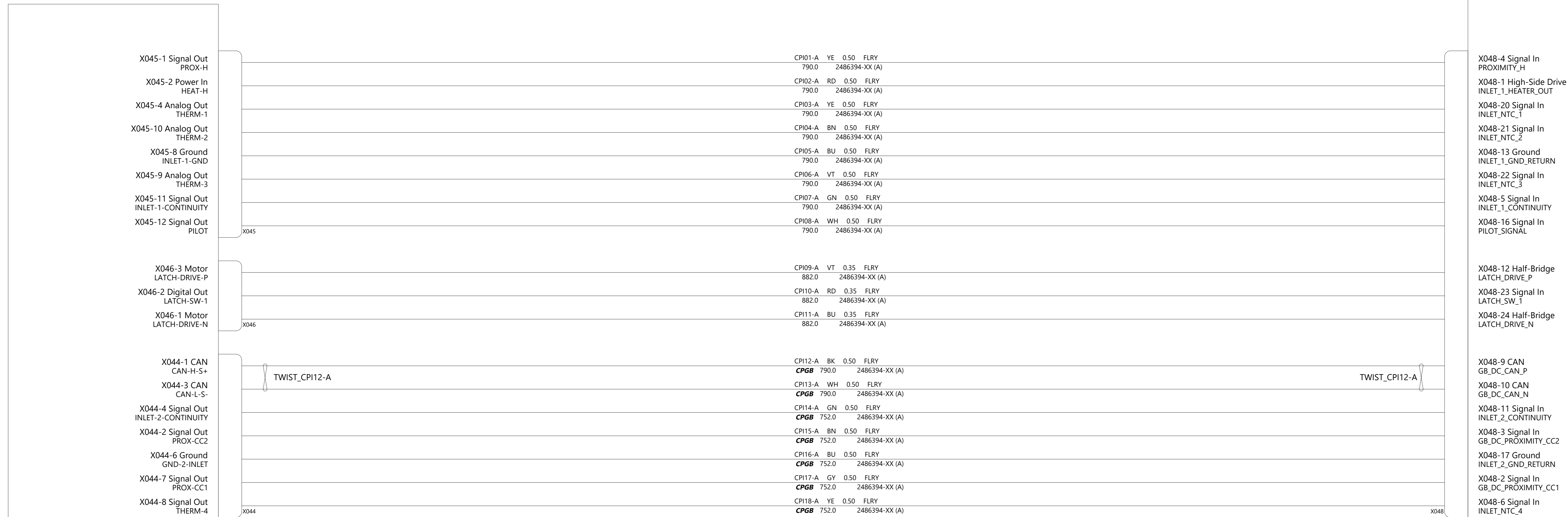
HV Penthouse  
W X586 X587



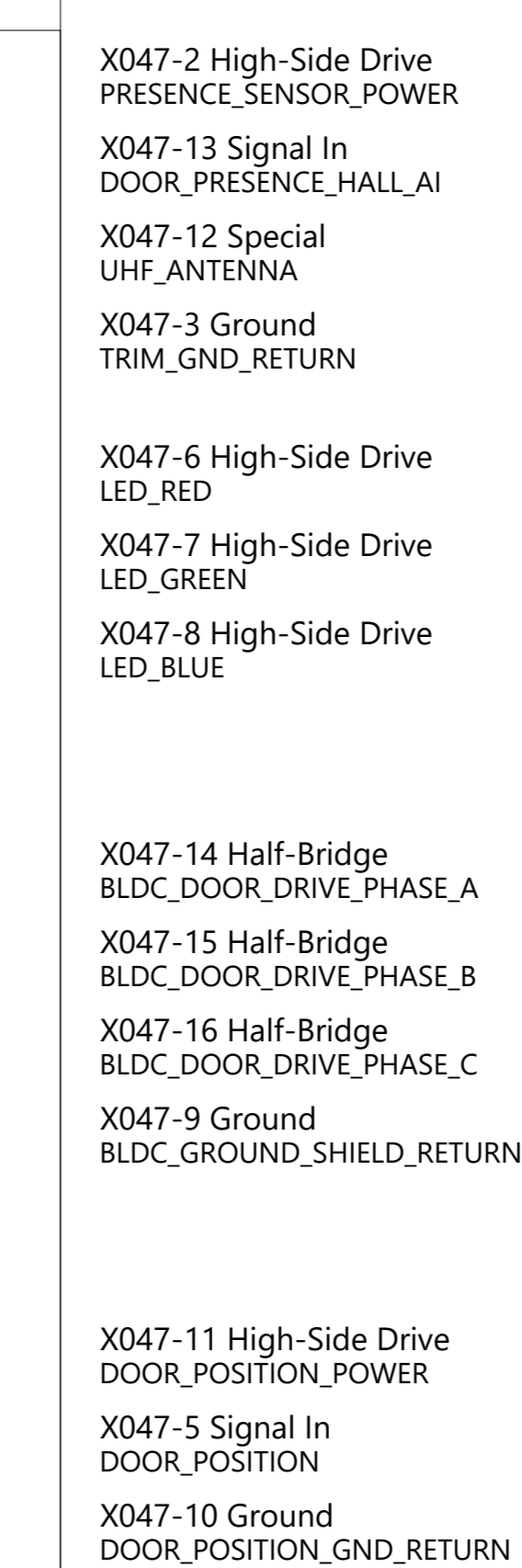
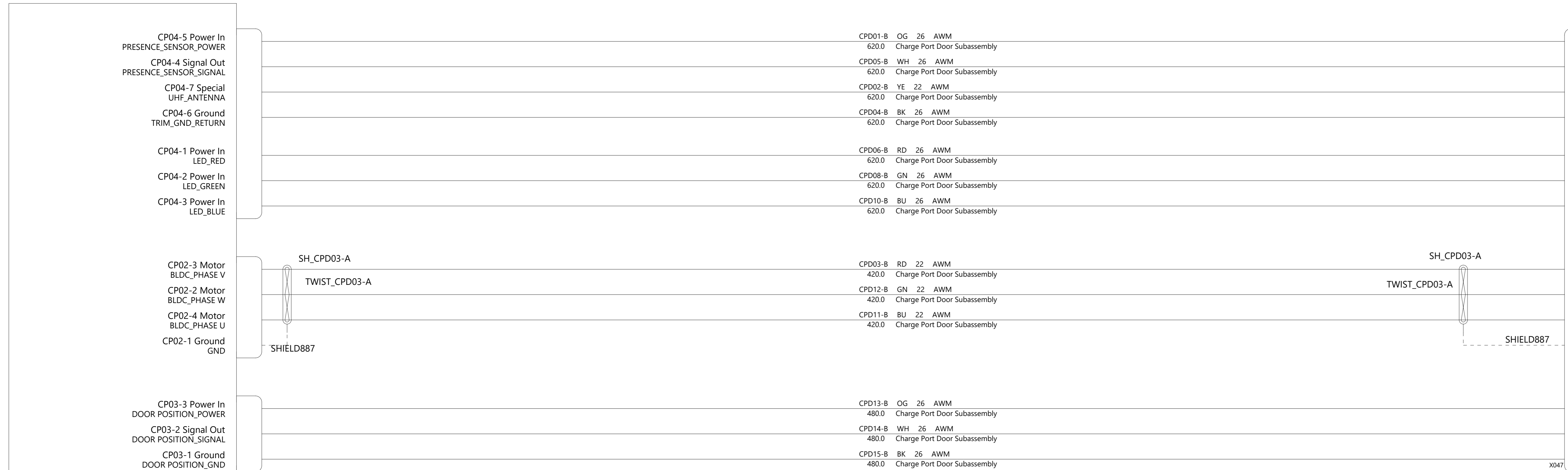
Charge Port ECU  
A X049 X048 X047



Charge Port Inlet  
A

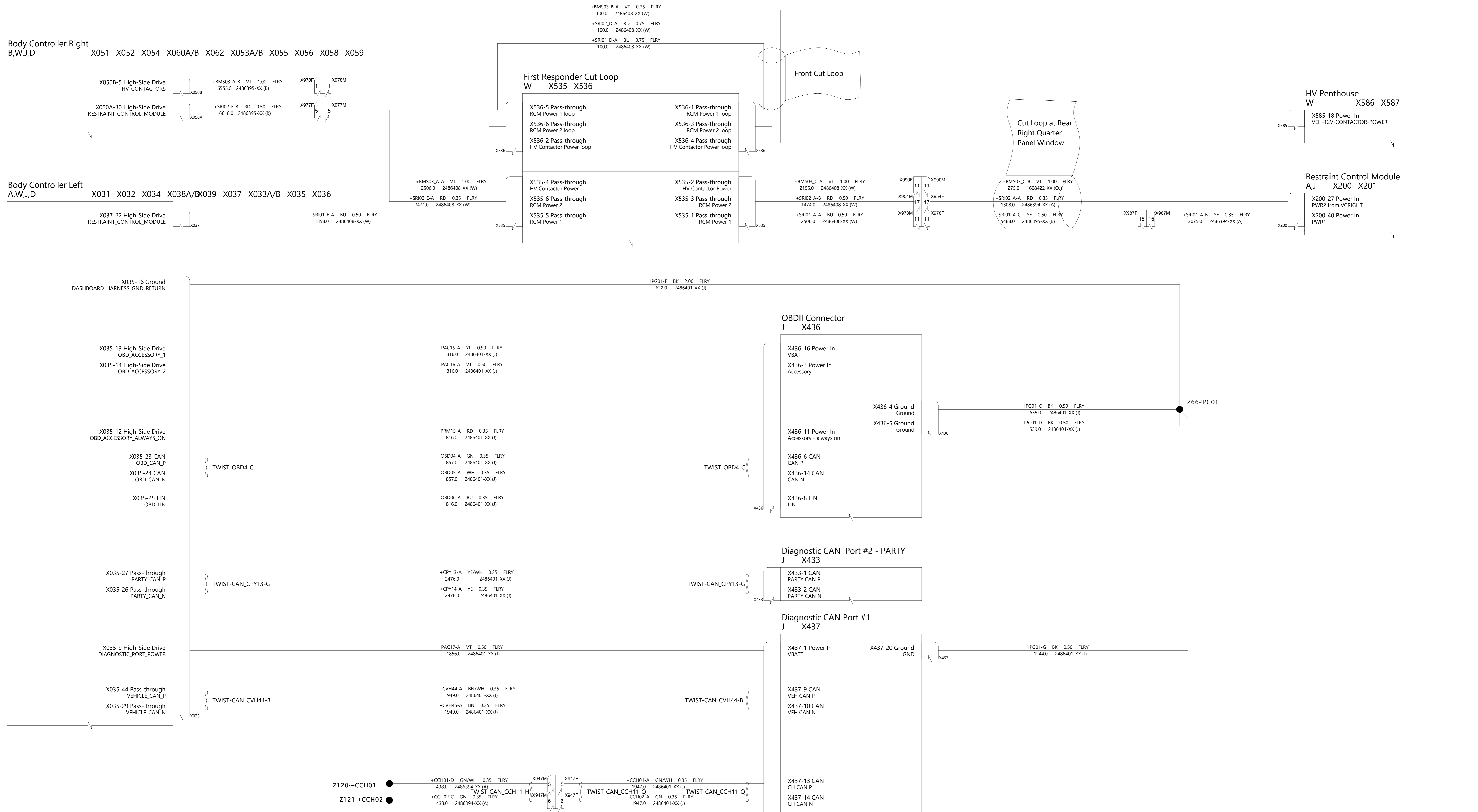


Charge Port Door  
Charge Port Door Subassembly CP02 CP03 CP04



|  |                           |               |      |
|--|---------------------------|---------------|------|
| THE INFORMATION CONTAINED HEREIN IS DEEMED TO BE CONFIDENTIAL, PROPRIETARY, AND A TRADE SECRET OF TESLA MOTORS. THIS INFORMATION MAY NOT BE USED, REPRODUCED, OR DISCLOSED AS THE DIRECT OR INDIRECT BASIS FOR THE DEVELOPMENT, MANUFACTURE, OR SALE OF PROCESSES OR PRODUCTS WITHOUT THE EXPRESS WRITTEN CONSENT OF TESLA MOTORS. |                           |               |      |
| DRAWN  | CHECKED                   | APPROVED      |      |
| MATERIAL<br>AS SPECIFIED   | FINISHING<br>AS SPECIFIED | SCALE<br>NONE |      |
| PART NAME<br>Charge Port   |                           |               |      |
| PART NUMBER  | REV                       | SHEET         | SIZE |
|  | 1                         | 16 of 61      | A0   |



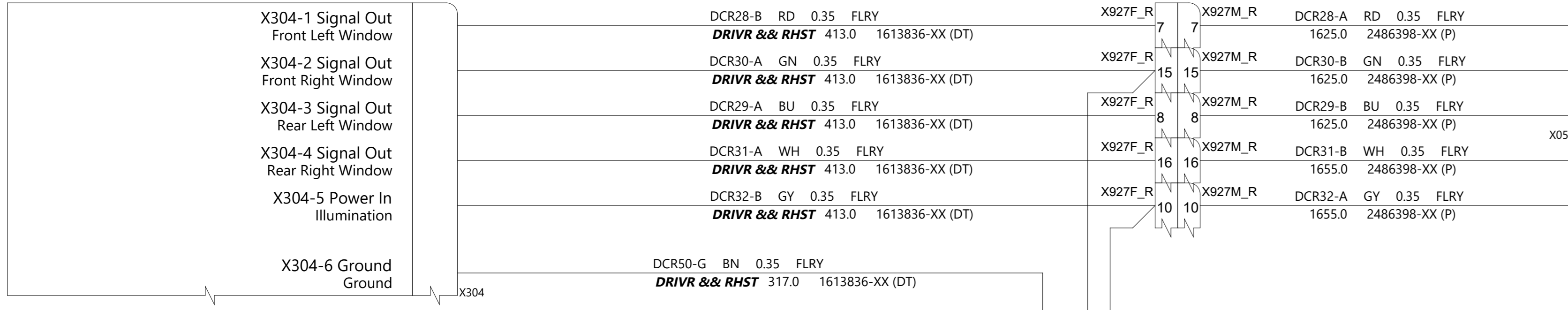


THE INFORMATION CONTAINED HEREIN IS DEEMED TO BE CONFIDENTIAL, PROPRIETARY, AND A TRADE SECRET OF TESLA MOTORS. THIS INFORMATION MAY NOT BE USED, REPRODUCED, OR DISCLOSED AS THE DIRECT OR INDIRECT BASIS FOR THE DEVELOPMENT, MANUFACTURE, OR SALE OF PROCESSES OR PRODUCTS WITHOUT THE EXPRESSED WRITTEN CONSENT OF TESLA MOTORS.

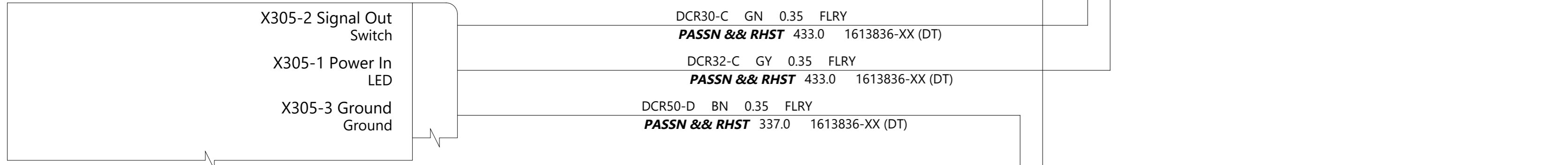
|                                     |                           |               |
|-------------------------------------|---------------------------|---------------|
| DRAWN                               | CHECKED                   | APPROVED      |
| MATERIAL<br>AS SPECIFIED            | FINISHING<br>AS SPECIFIED | SCALE<br>NONE |
| PART NAME<br>Diagnostics & Cut Loop |                           |               |
| PART NUMBER                         | REV                       | SHEET         |
|                                     | 1                         | 17 of 61      |
|                                     |                           | SIZE<br>A0    |



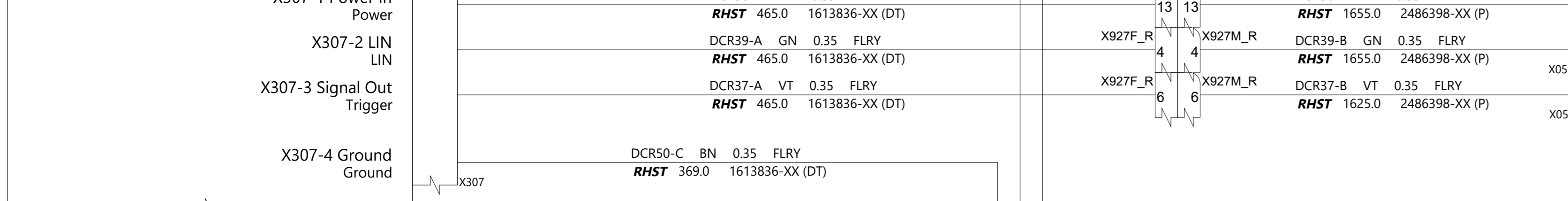
**DRIVR**  
Window Switchpack - Driver Front  
DT



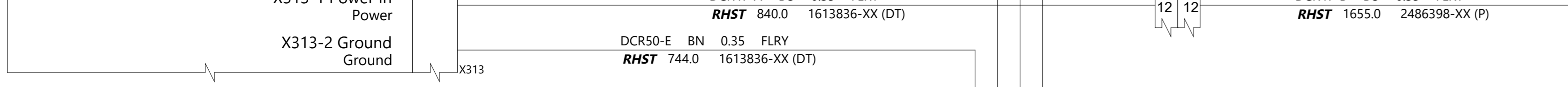
**PASSN**  
Window Switch - Passenger Front  
DT



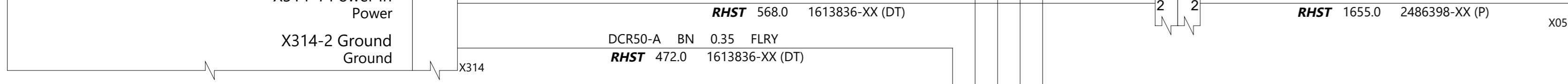
**Door Interior Handle ECU Front**  
DT X307



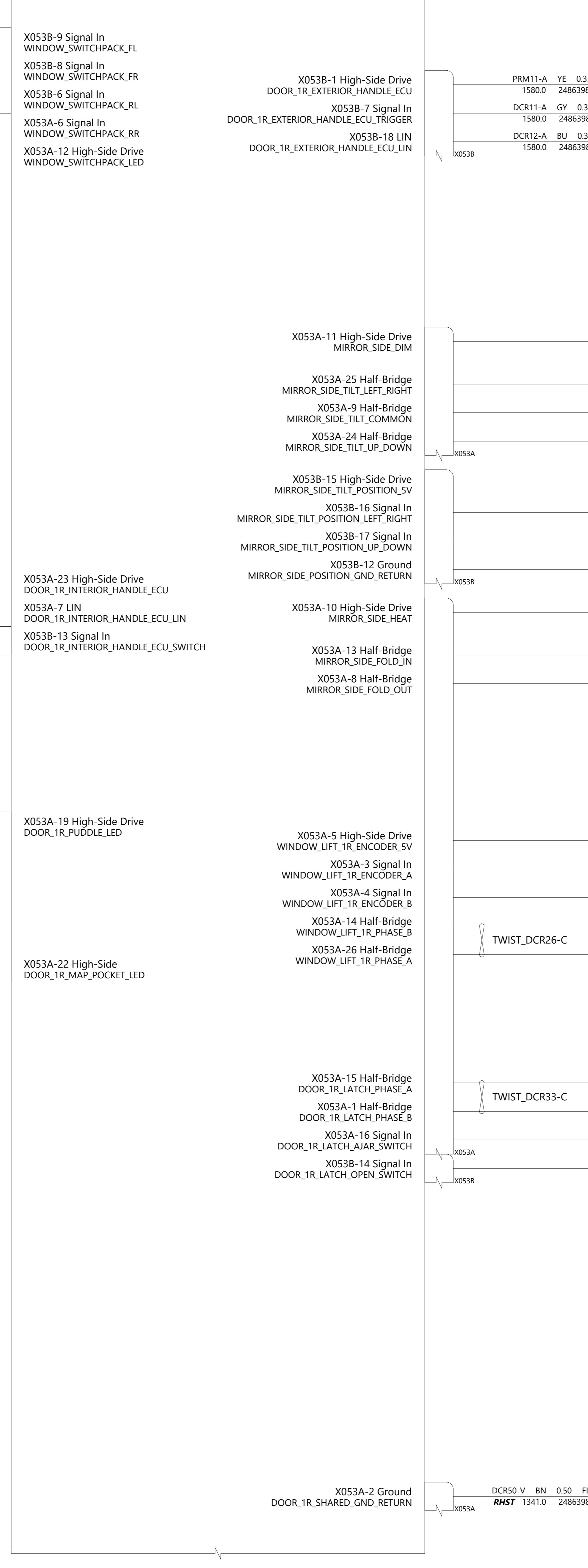
**Puddle LED - Door Front**  
DT X313



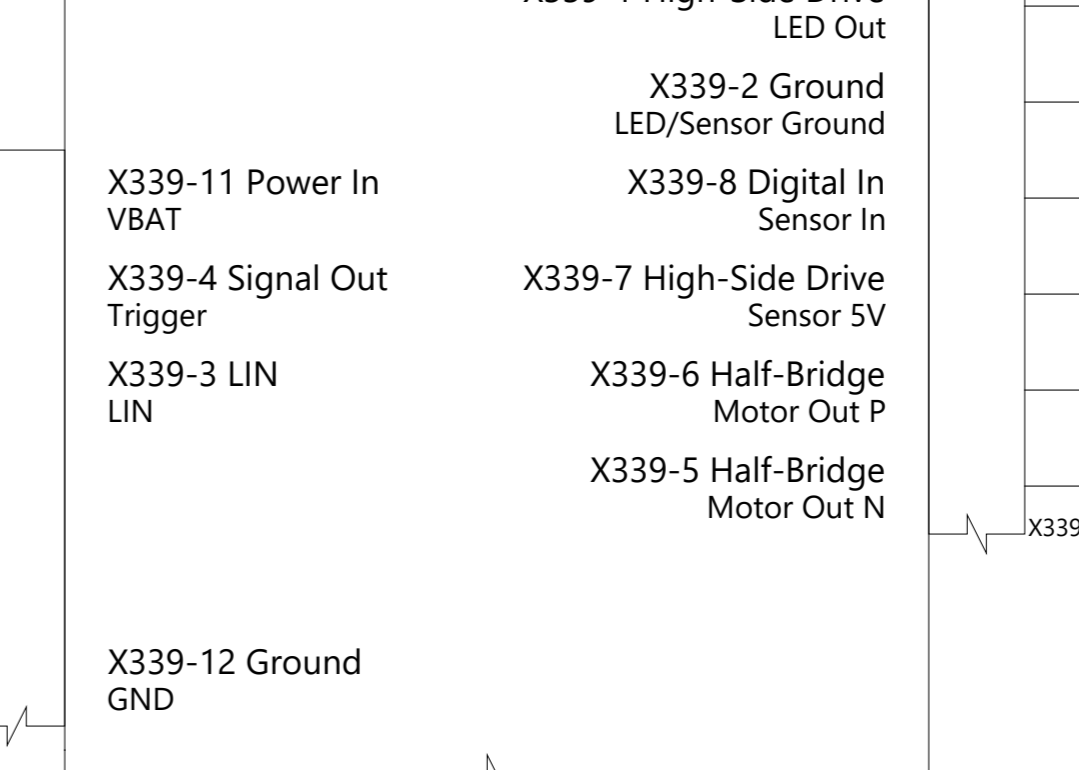
**Map Pocket LED - Door Front**  
DT X314



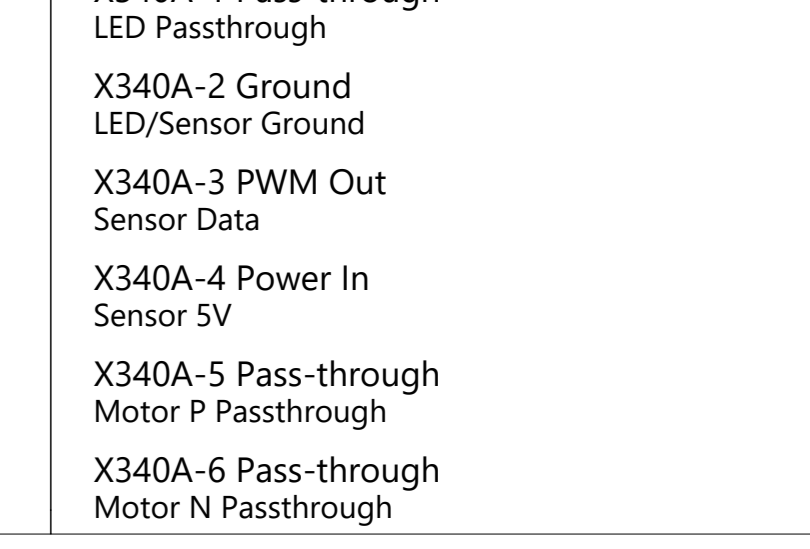
**Body Controller Right**  
B,W,J,D X051 X052 X054 X060A/B X062 X053A/B X056 X058 X059



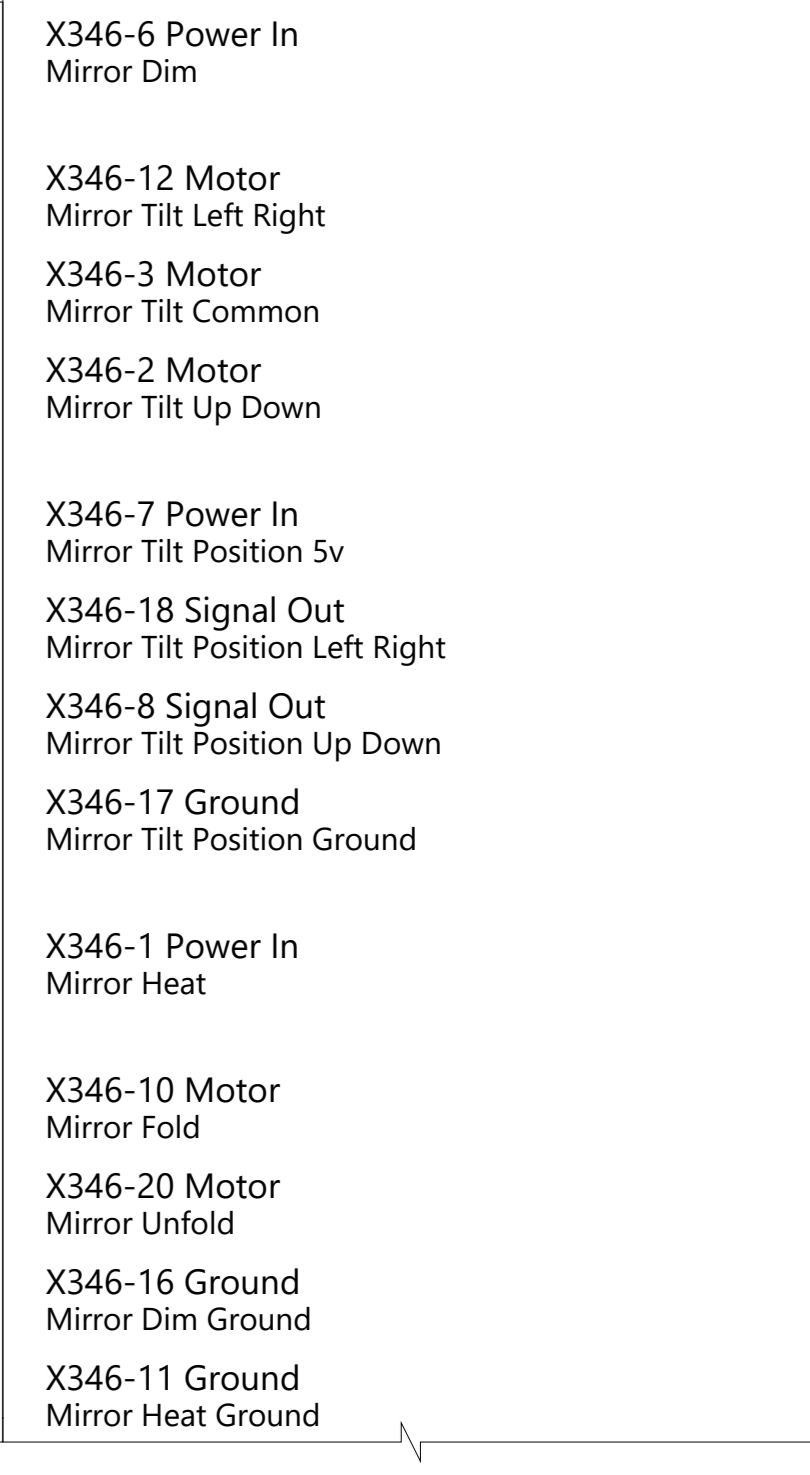
**Door Handle Controller FR**  
P X339



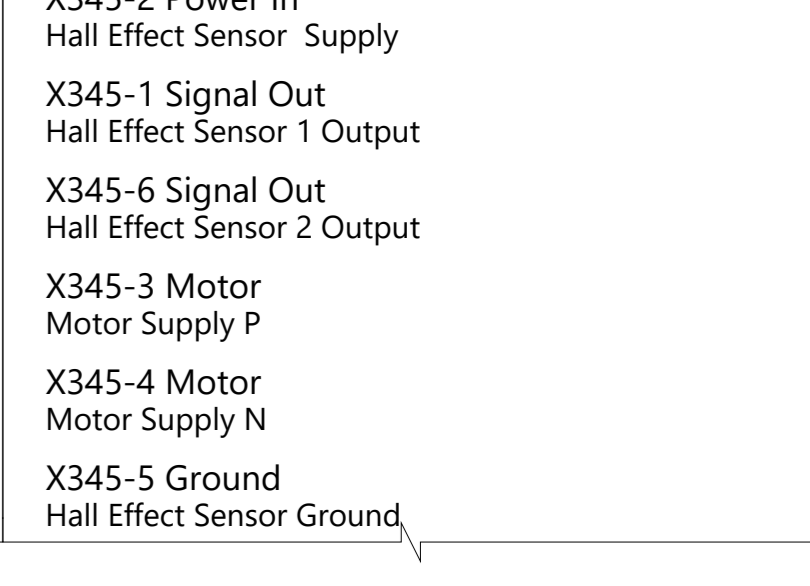
**Door Handle FR**  
P X340A



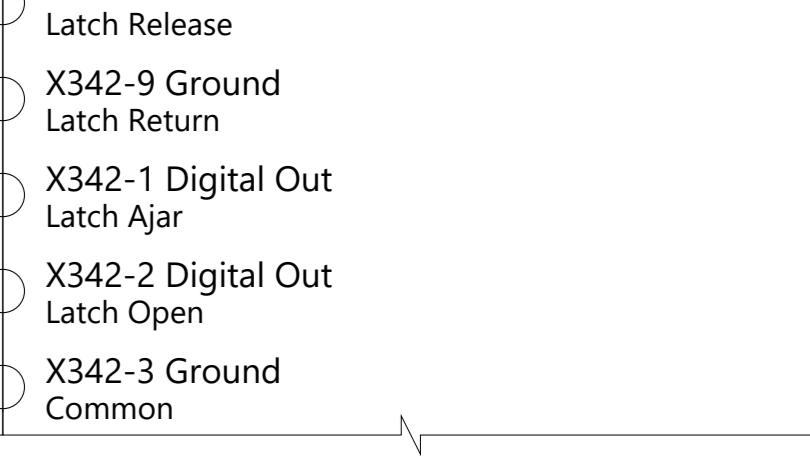
**Mirror Side Right**  
P X346



**Window Motor FR**  
P X345



**Door Latch FR**  
P X342



Z93-DCR50

Z31-DCR50



THE INFORMATION CONTAINED HEREIN IS DEEMED TO BE CONFIDENTIAL, PROPRIETARY, AND A TRADE SECRET OF TESLA MOTORS. THIS INFORMATION MAY NOT BE USED, REPRODUCED, OR DISCLOSED AS THE DIRECT OR INDIRECT BASIS FOR THE DEVELOPMENT, MANUFACTURE, OR SALE OF PROCESSES OR PRODUCTS WITHOUT THE EXPRESSED WRITTEN CONSENT OF TESLA MOTORS.

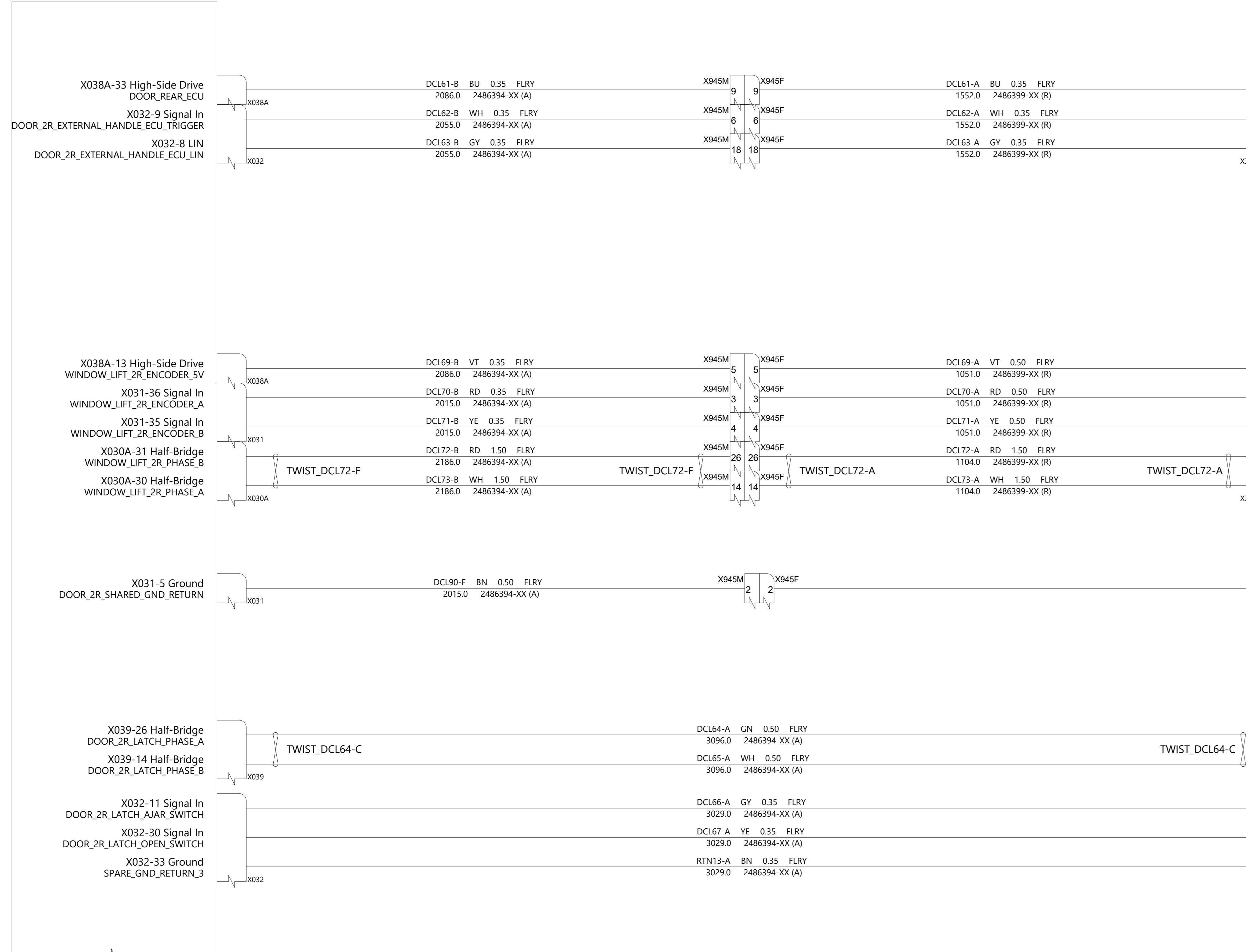
|       |         |          |
|-------|---------|----------|
| DRAWN | CHECKED | APPROVED |
|-------|---------|----------|

|                          |                           |               |
|--------------------------|---------------------------|---------------|
| MATERIAL<br>AS SPECIFIED | FINISHING<br>AS SPECIFIED | SCALE<br>NONE |
|--------------------------|---------------------------|---------------|

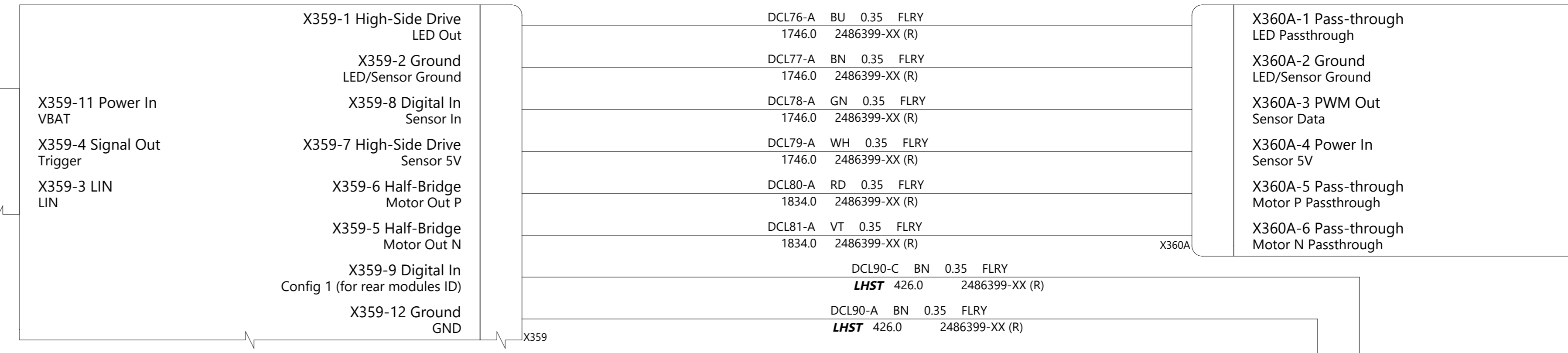
PART NAME  
**Door Front Right**

|             |     |          |      |
|-------------|-----|----------|------|
| PART NUMBER | REV | SHEET    | SIZE |
|             | 1   | 19 of 61 | A0   |

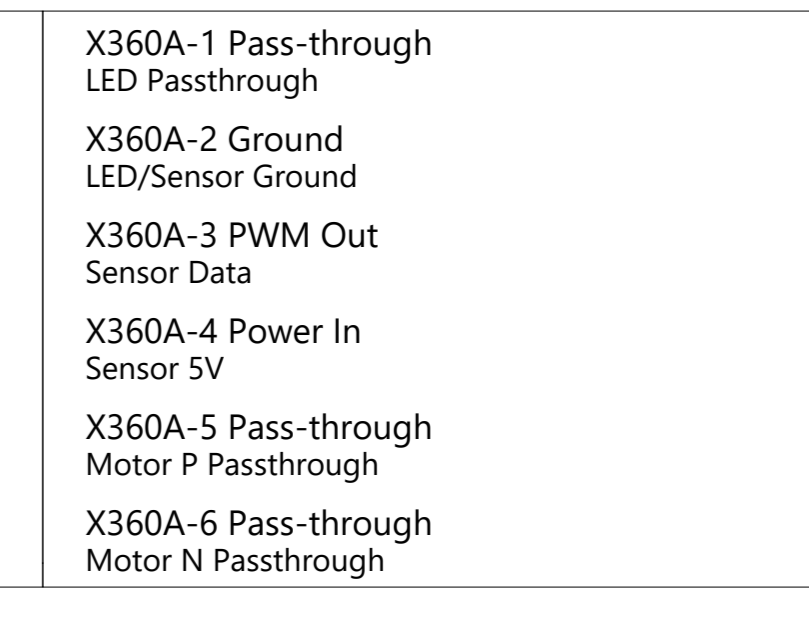
Body Controller Left  
A,W,J,D X031 X032 X034 X038A/B X039 X037 X033A/B X035 X036




Door Handle Controller RL  
R X359



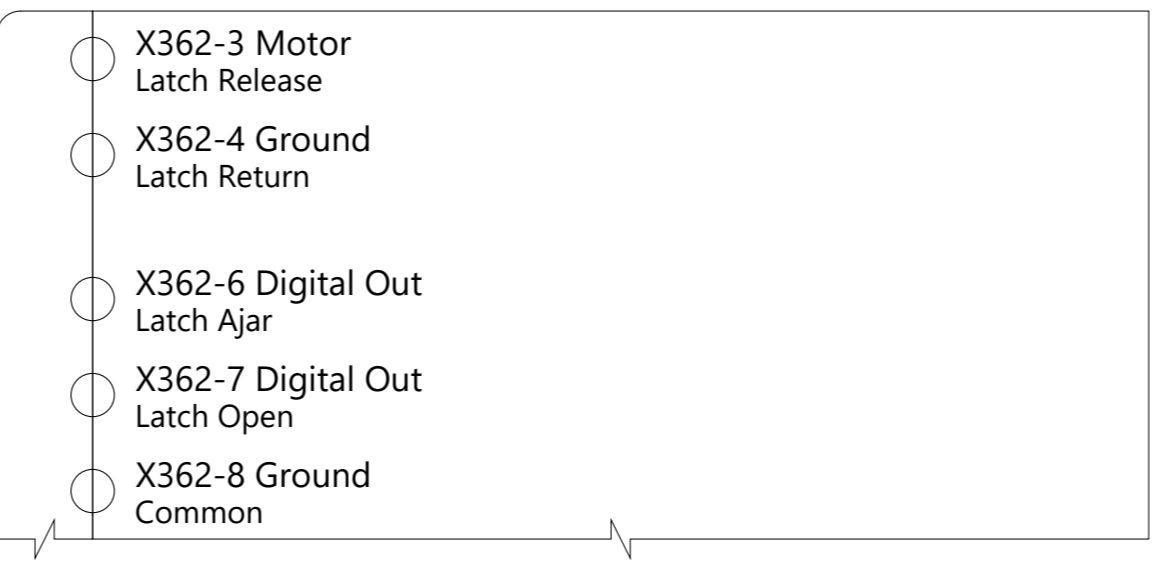
Door Handle RL  
R X360A



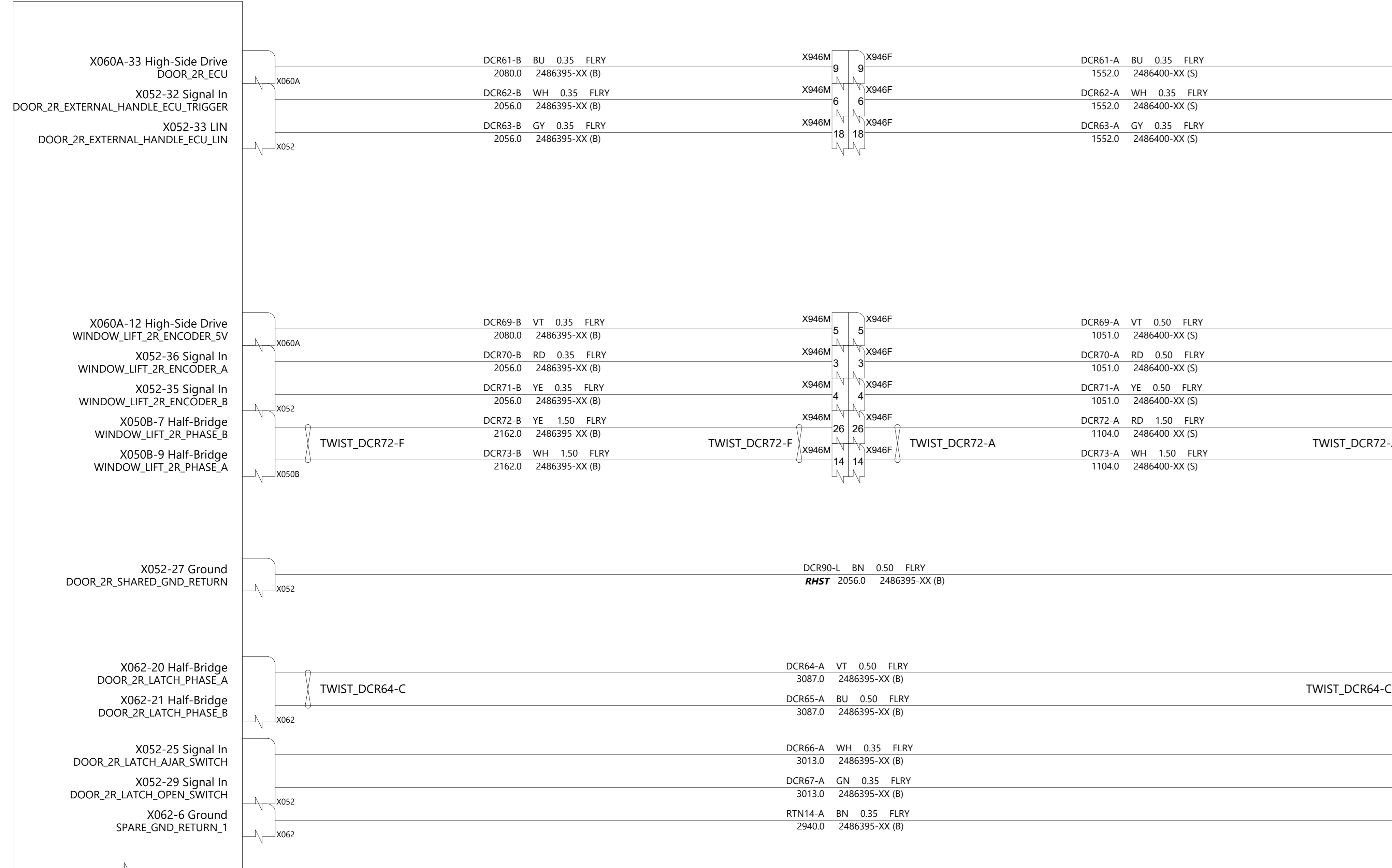
Window Motor RL  
R X366



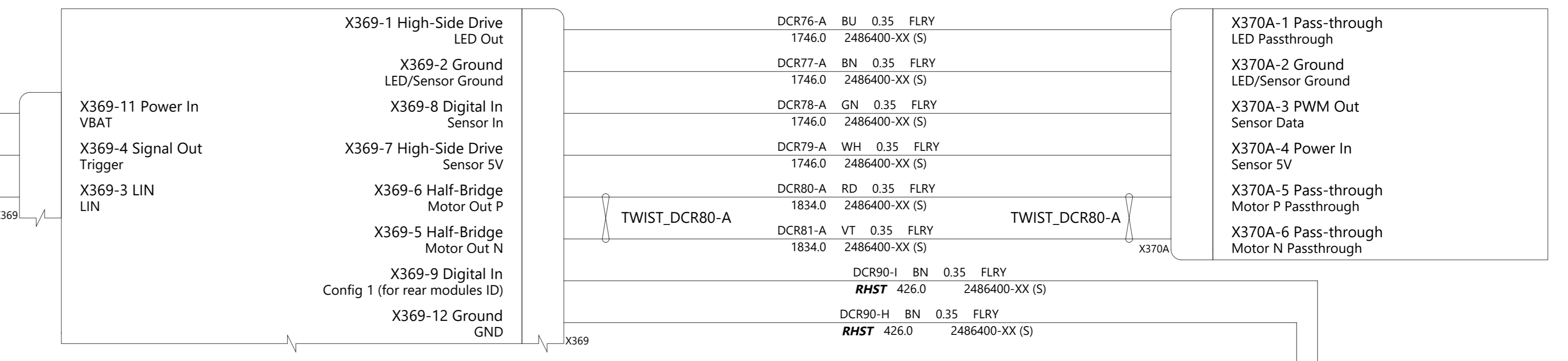
Door Latch RL  
A X362



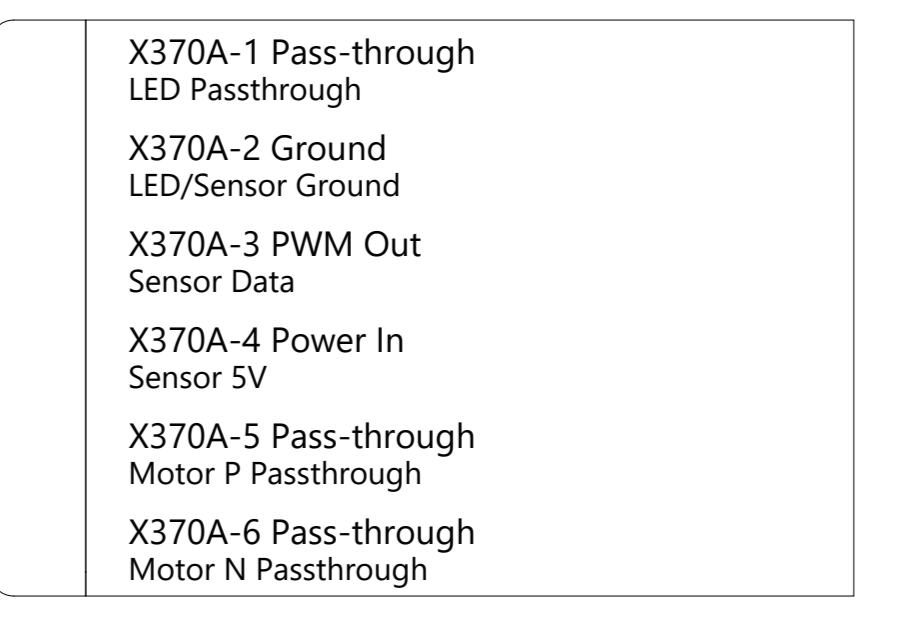
Body Controller Right  
B,W,J,D X051 X052 X054 X060A/B X062 X053A/B X055 X056 X058 X059



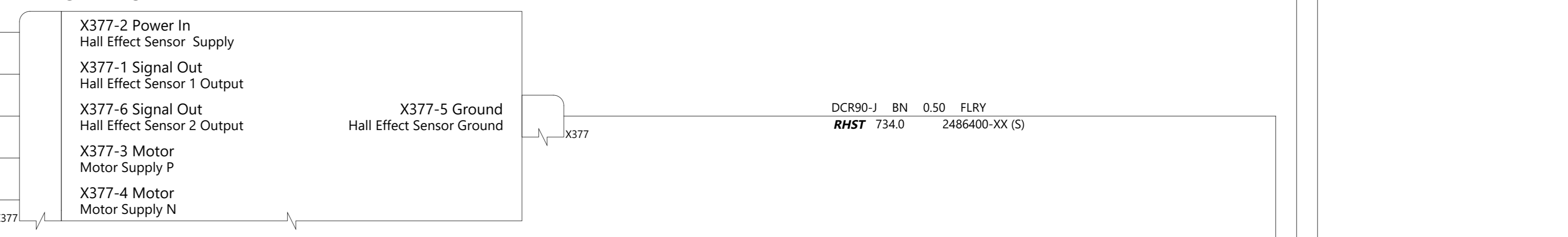
Door Handle Controller RR  
S X369



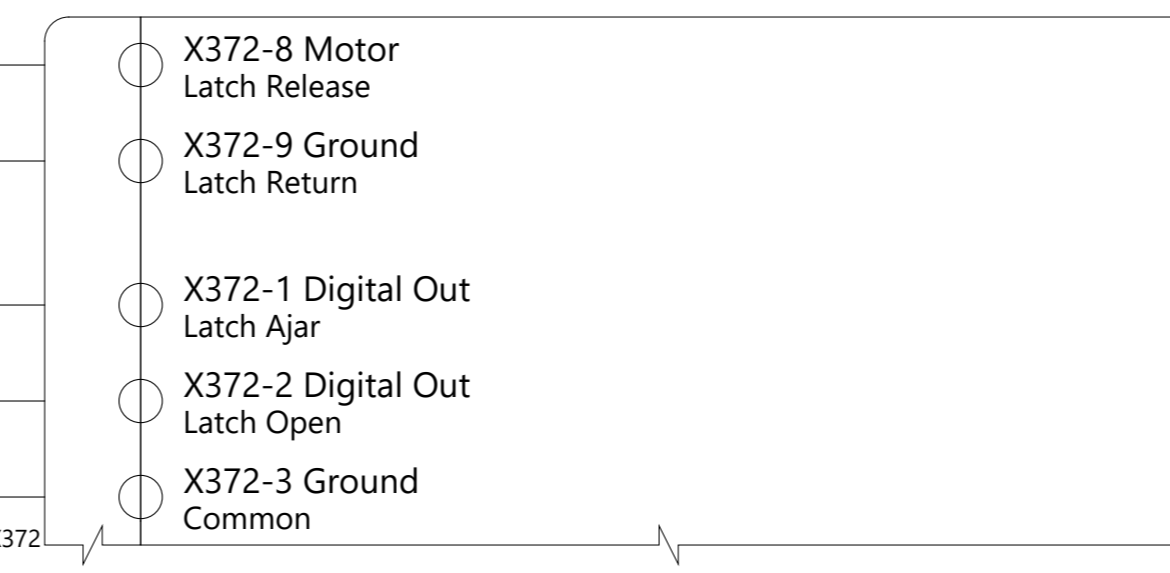
Door Handle RR  
S X370A



Window Motor RR  
S X377



Door Latch RR  
B X372

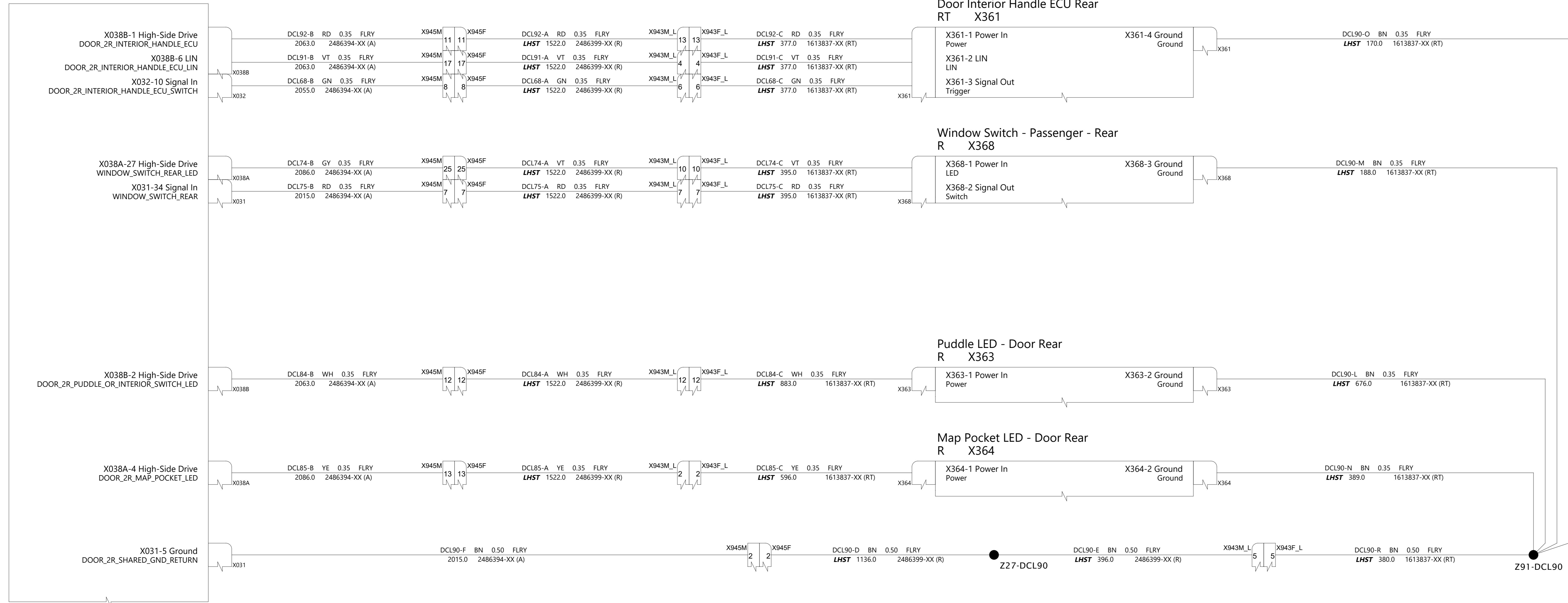


THE INFORMATION CONTAINED HEREIN IS DEEMED TO BE CONFIDENTIAL, PROPRIETARY, AND A TRADE SECRET OF TESLA MOTORS. THIS INFORMATION MAY NOT BE USED, REPRODUCED, OR DISCLOSED AS THE DIRECT OR INDIRECT BASIS FOR THE DEVELOPMENT, MANUFACTURE, OR SALE OF PROCESSES OR PRODUCTS WITHOUT THE EXPRESSED WRITTEN CONSENT OF TESLA MOTORS.


|  |                           |                   |
|--|---------------------------|-------------------|
| DRAWN  | CHECKED                   | APPROVED          |
| MATERIAL<br>AS SPECIFIED                           | FINISHING<br>AS SPECIFIED | SCALE<br>NONE     |
| PART NAME<br>Doors Rear 1/2: Handle, Window, Latch |                           |                   |
| PART NUMBER  | REV<br>1                  | SHEET<br>20 OF 61 |
|  |                           | SIZE<br>A0        |

# Shared door trim harness between Rear Left & Rear Right doors

Body Controller Left  
A,W,J,D



Body Controller Right  
B,W,J,D



**TESLA**

THE INFORMATION CONTAINED HEREIN IS DEEMED TO BE CONFIDENTIAL, PROPRIETARY, AND A TRADE SECRET OF TESLA MOTORS. THIS INFORMATION MAY NOT BE USED, REPRODUCED, OR DISCLOSED AS THE DIRECT OR INDIRECT BASIS FOR THE DEVELOPMENT, MANUFACTURE, OR SALE OF PROCESSES OR PRODUCTS WITHOUT THE EXPRESSED WRITTEN CONSENT OF TESLA MOTORS.


|       |         |          |
|-------|---------|----------|
| DRAWN | CHECKED | APPROVED |
|-------|---------|----------|

|                          |                           |               |
|--------------------------|---------------------------|---------------|
| MATERIAL<br>AS SPECIFIED | FINISHING<br>AS SPECIFIED | SCALE<br>NONE |
|--------------------------|---------------------------|---------------|

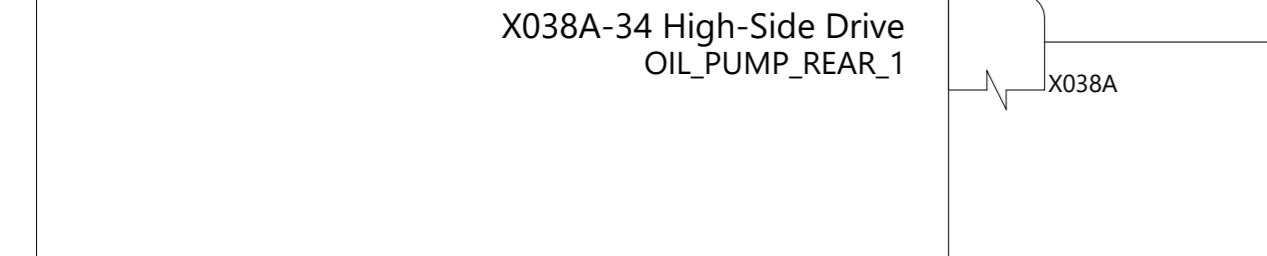
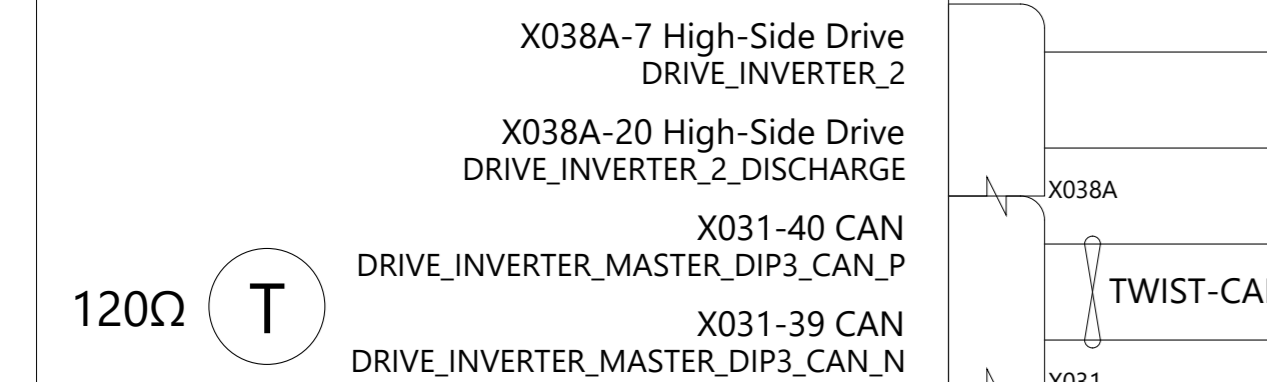
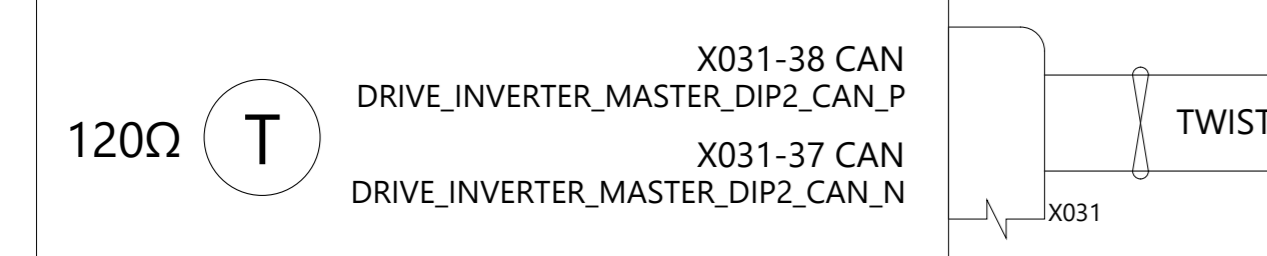
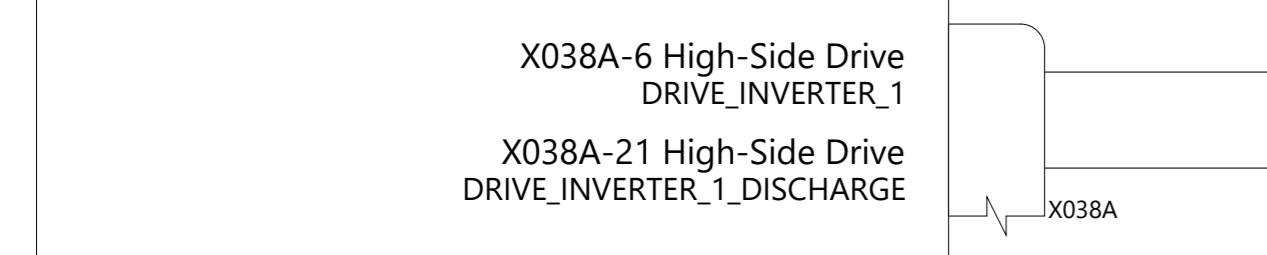
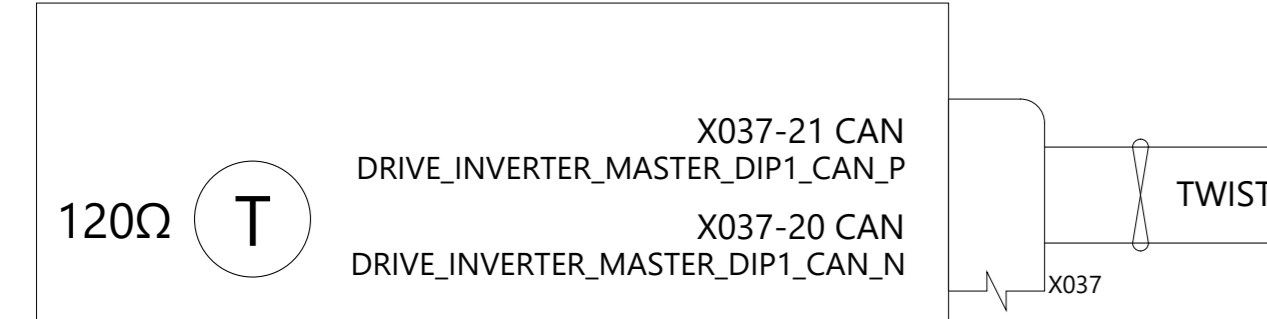
PART NAME  
**Doors Rear 2/2: Trim**

|             |     |          |      |
|-------------|-----|----------|------|
| PART NUMBER | REV | SHEET    | SIZE |
|             | 1   | 23 of 64 | A0   |

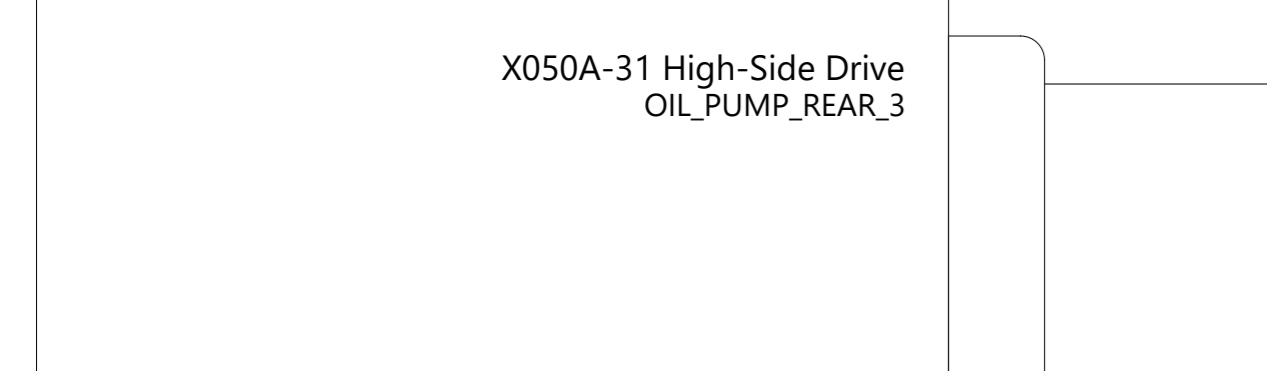
Body Controller Front  
U, W X021 X010 X011 X012 X013 X014



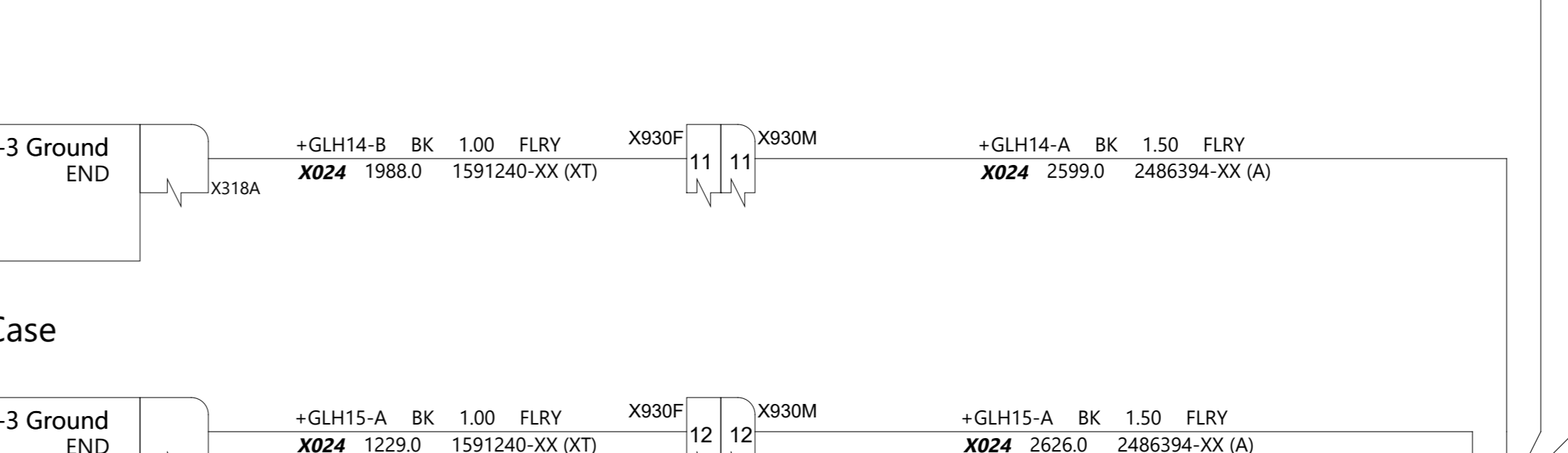
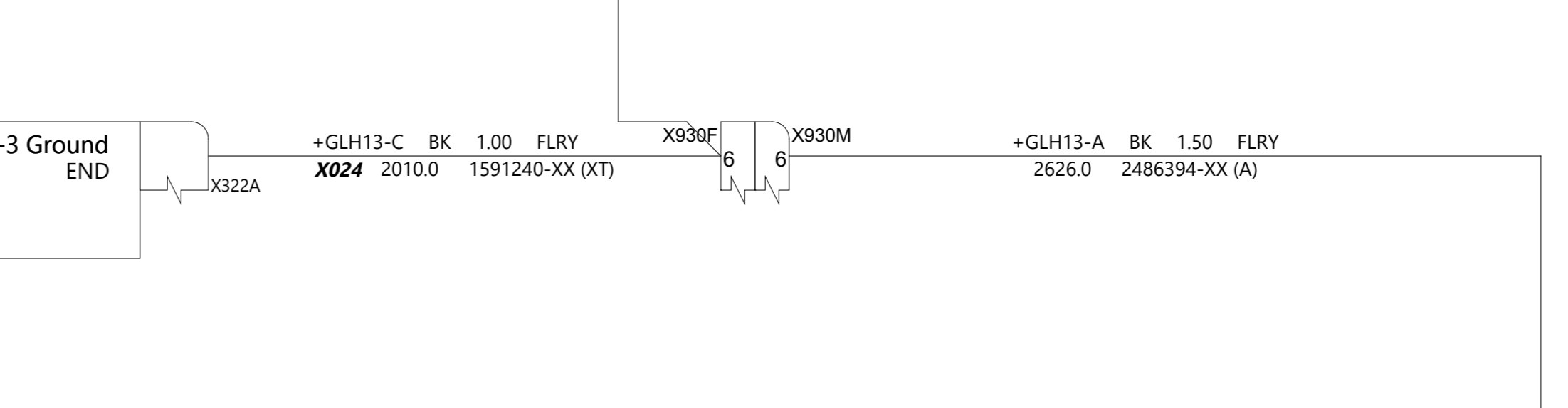
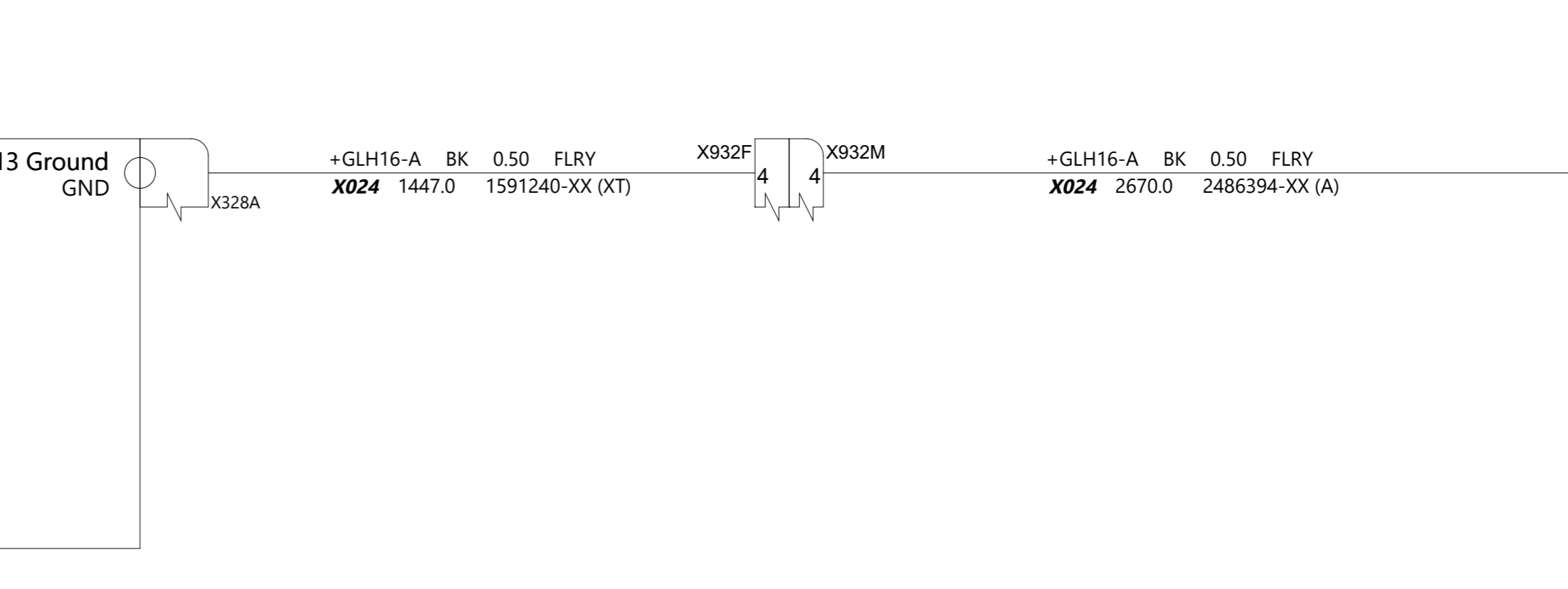

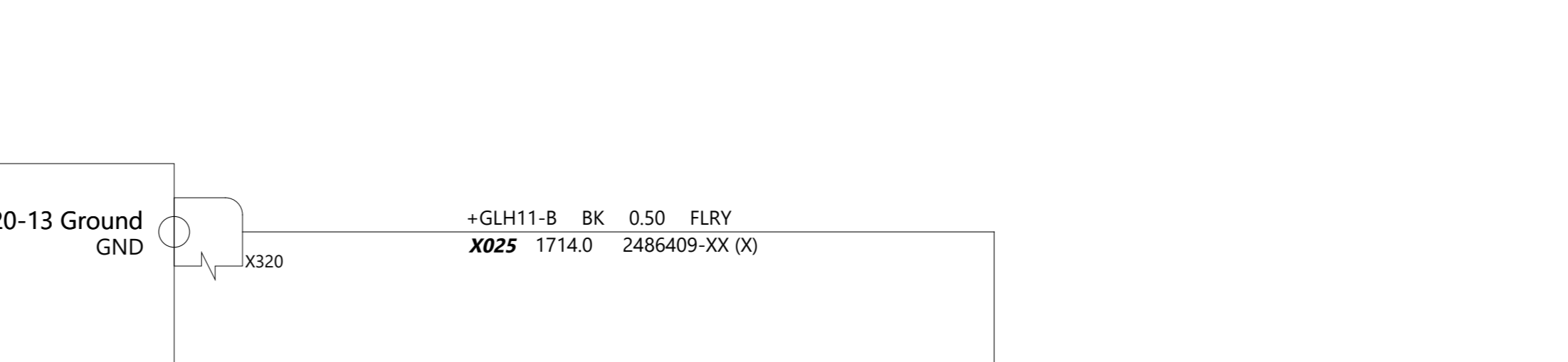

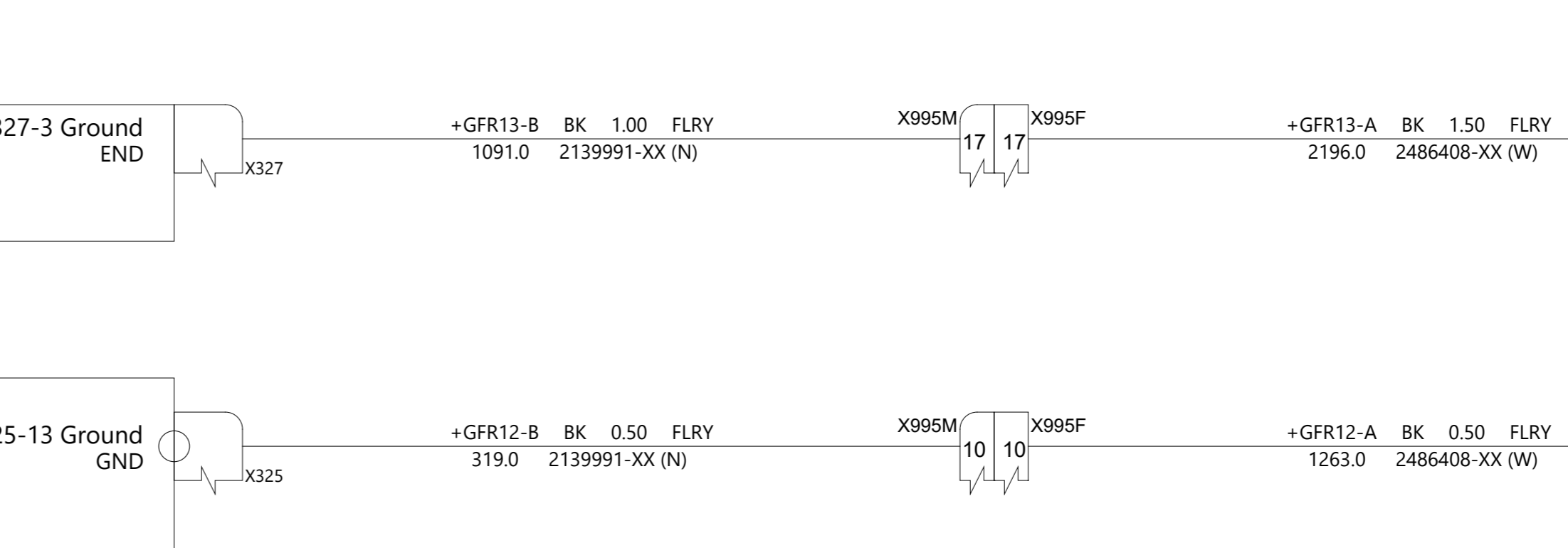




Body Controller Left  
A, W, J, D X031 X032 X034 X038A/B X039 X037 X033A/B X035 X036



Body Controller Right  
B, W, J, D X051 X052 X054 X060A/B X062 X053A/B X055 X056 X058 X059



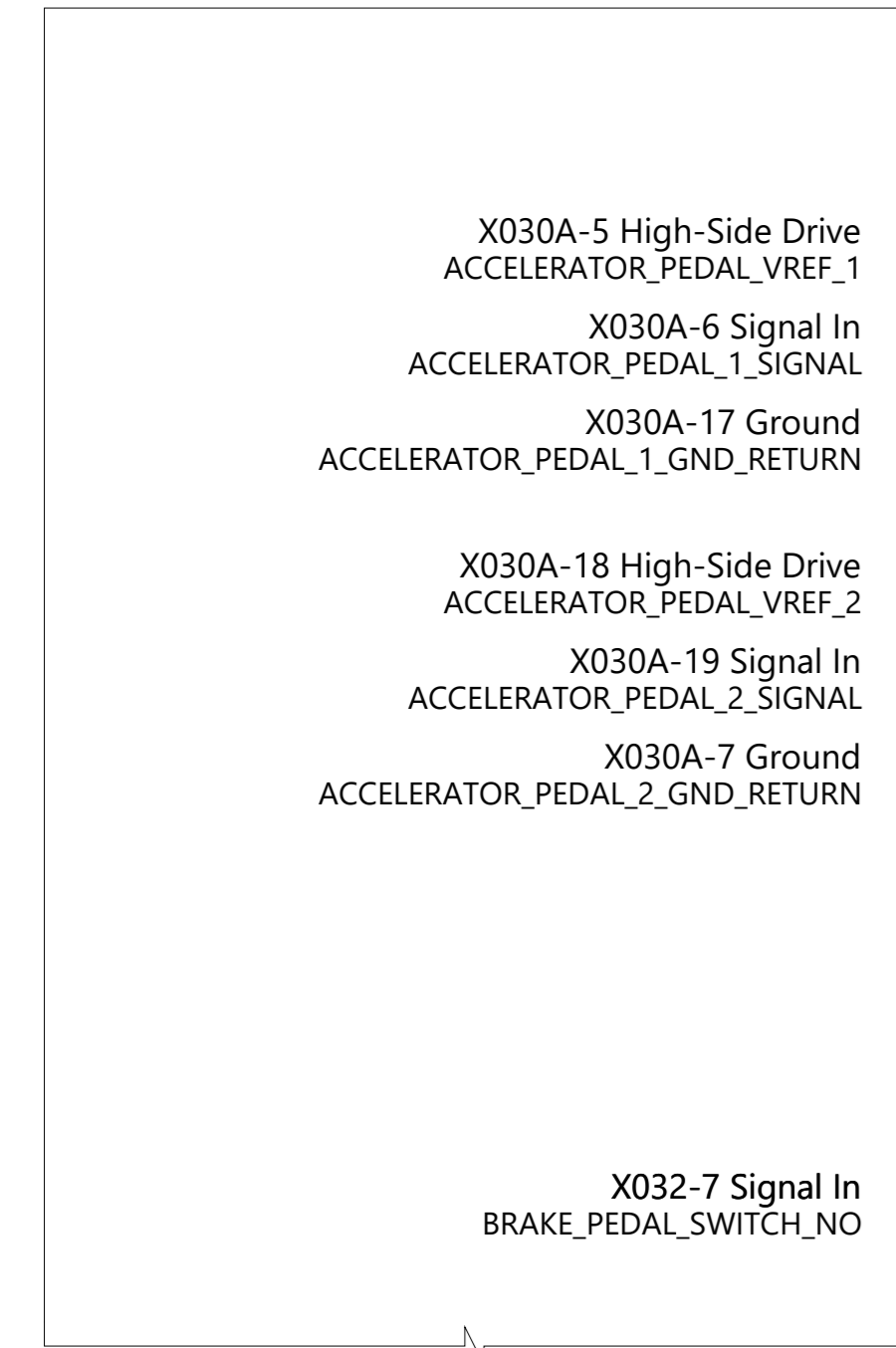
Drive Unit Oil Pump Front  
N X327



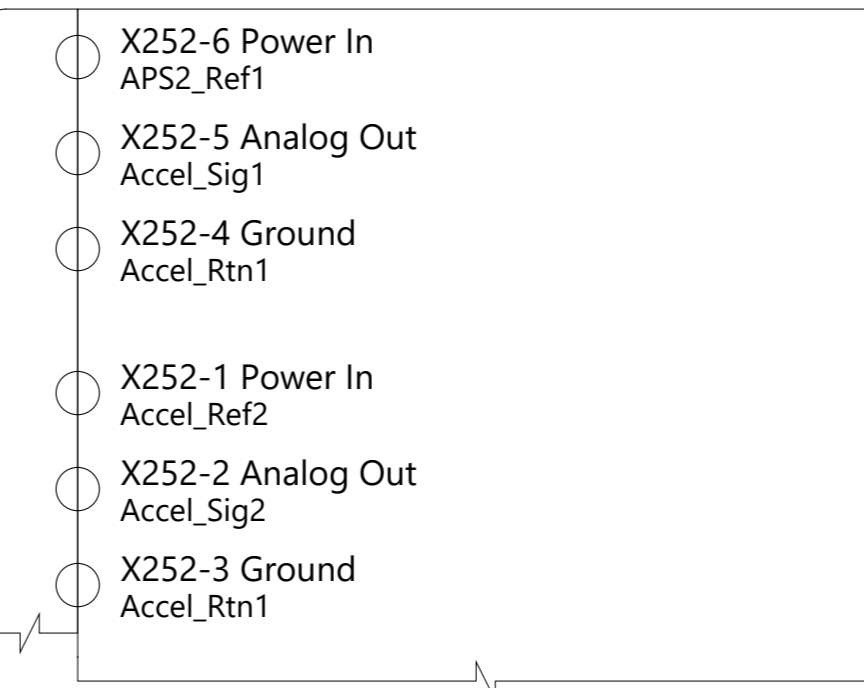
THE INFORMATION CONTAINED HEREIN IS DEEMED TO BE CONFIDENTIAL, PROPRIETARY, AND A TRADE SECRET OF TESLA MOTORS. THIS INFORMATION MAY NOT BE USED, REPRODUCED, OR DISCLOSED AS THE DIRECT OR INDIRECT BASIS FOR THE DEVELOPMENT, MANUFACTURE, OR SALE OF PROCESSES OR PRODUCTS WITHOUT THE EXPRESSED WRITTEN CONSENT OF TESLA MOTORS.

|   |                           |               |
|---|---------------------------|---------------|
| DRAWN   | CHECKED                   | APPROVED      |
| MATERIAL<br>AS SPECIFIED                        | FINISHING<br>AS SPECIFIED | SCALE<br>NONE |
| PART NAME<br>Drive Inverter 1/2 - Power & Comms |                           |               |
| PART NUMBER                                     | REV                       | SHEET         |
|   | 1                         | 22 of 61      |
|   |                           | SIZE<br>A0    |

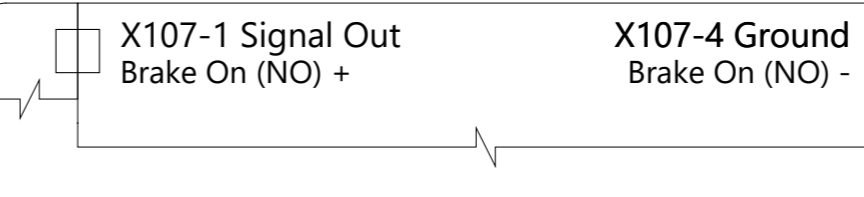
**Body Controller Left  
A,W,J,D**  
X031 X032 X034 X038A/B X039 X037 X033A/B X035 X036



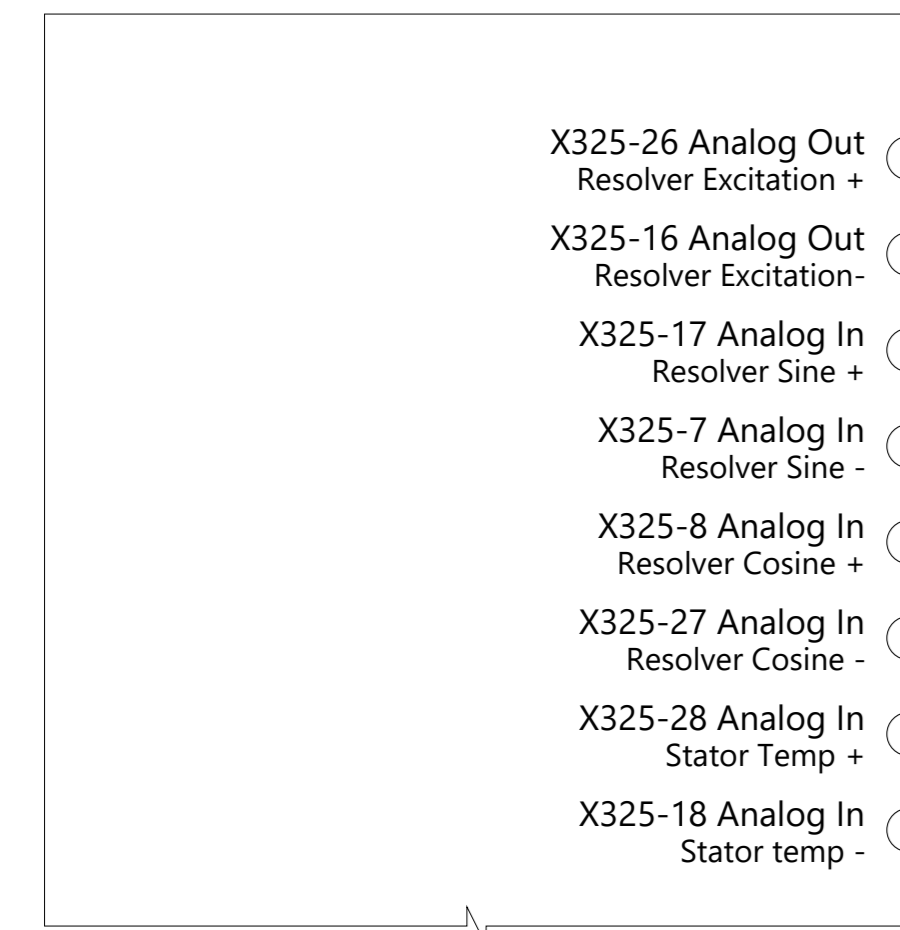
**DR LH || DRRH  
Accelerator Pedal  
A X252**



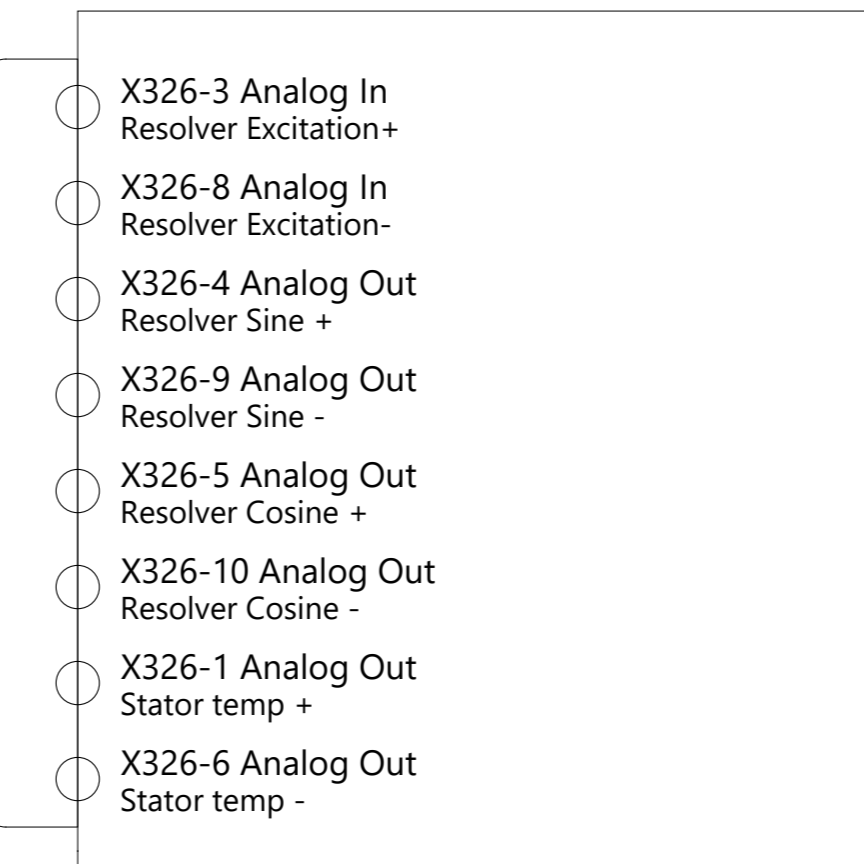
**DR LH || DRRH  
Brake Switch  
A X107**



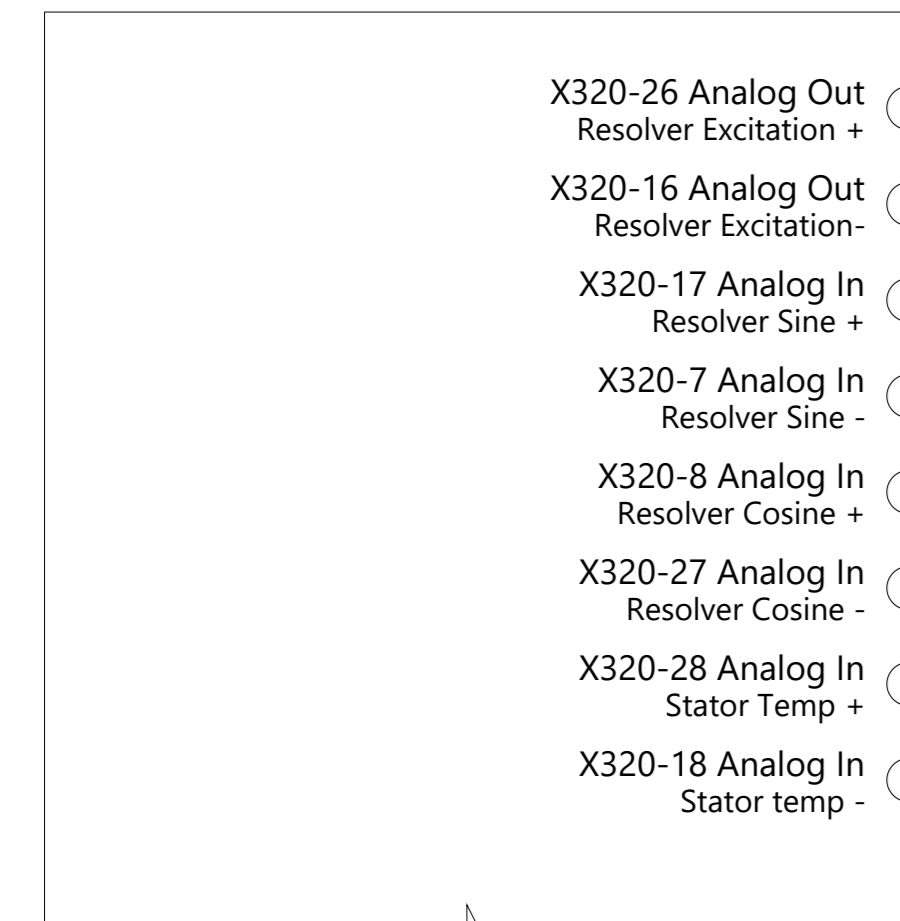
**Drive Inverter Front  
N X325**



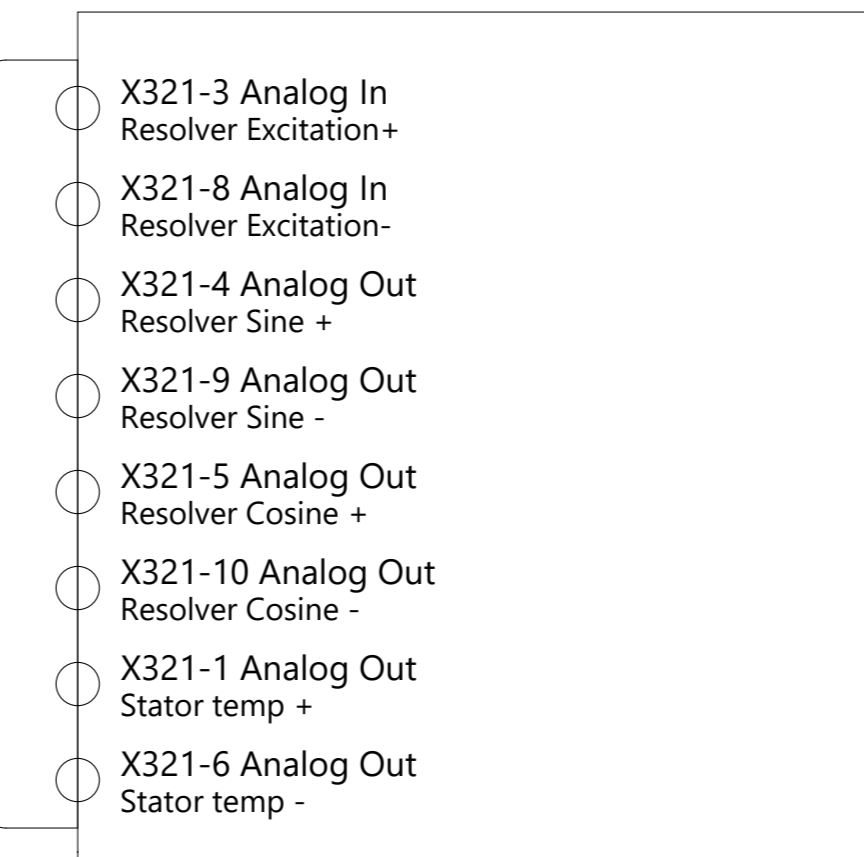
**Driver Inverter Front Resolver  
N X326**



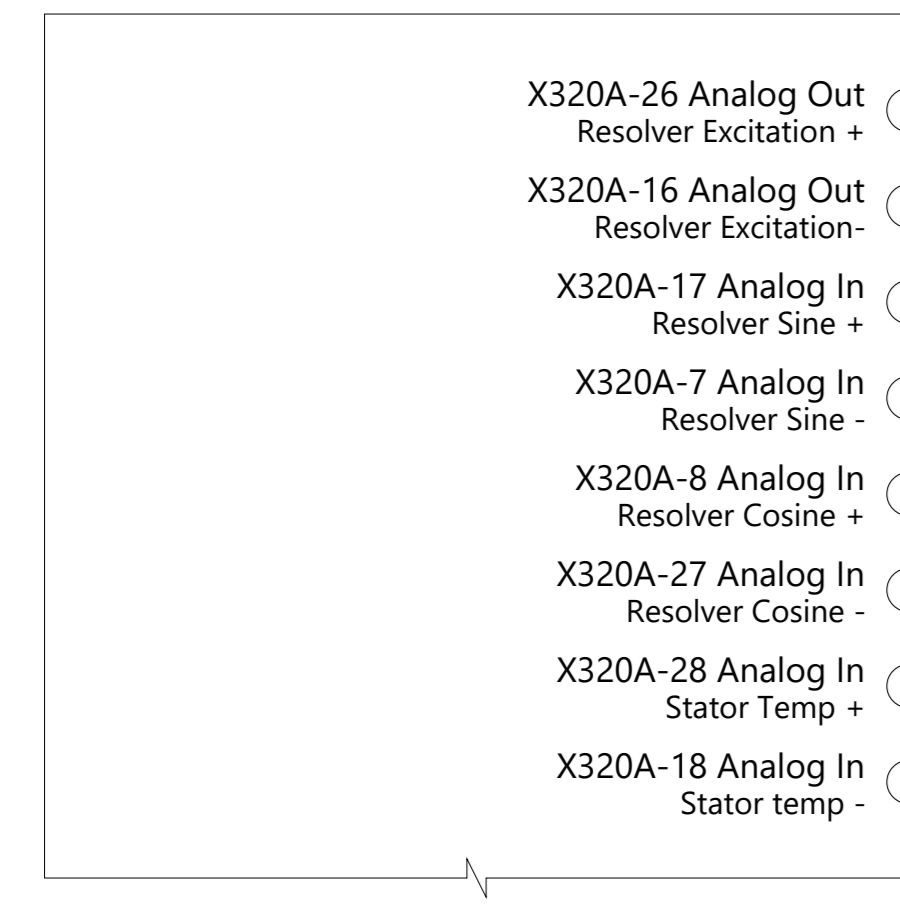
**X025  
Drive Inverter Logic Rear  
X X320**



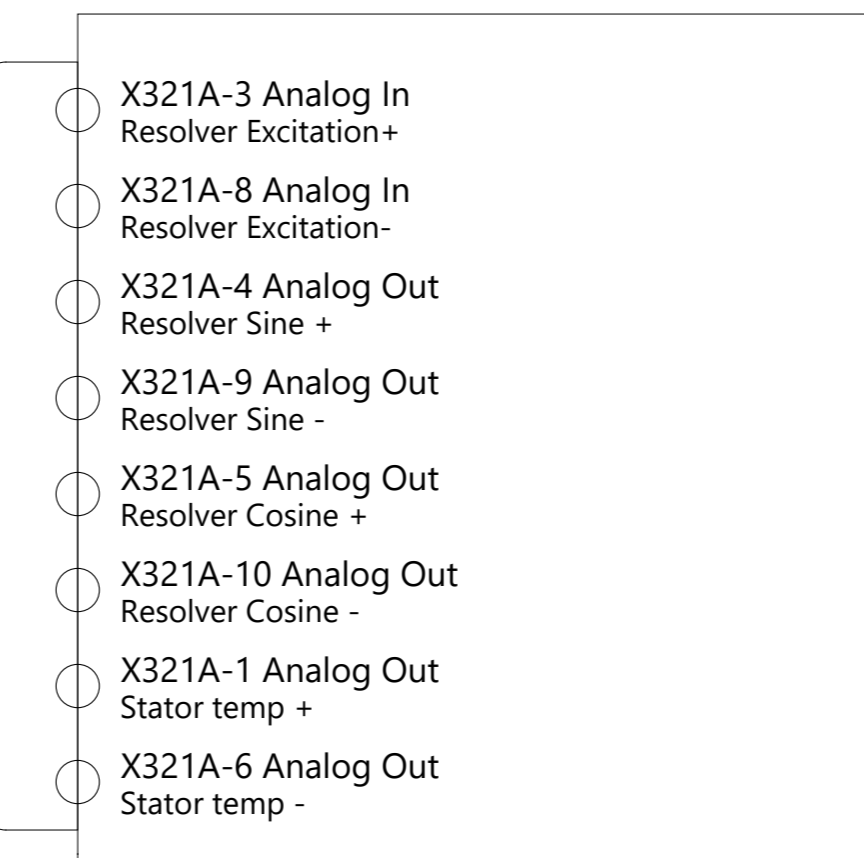
**X025  
Driver Inverter Resolver Rear  
X X321**



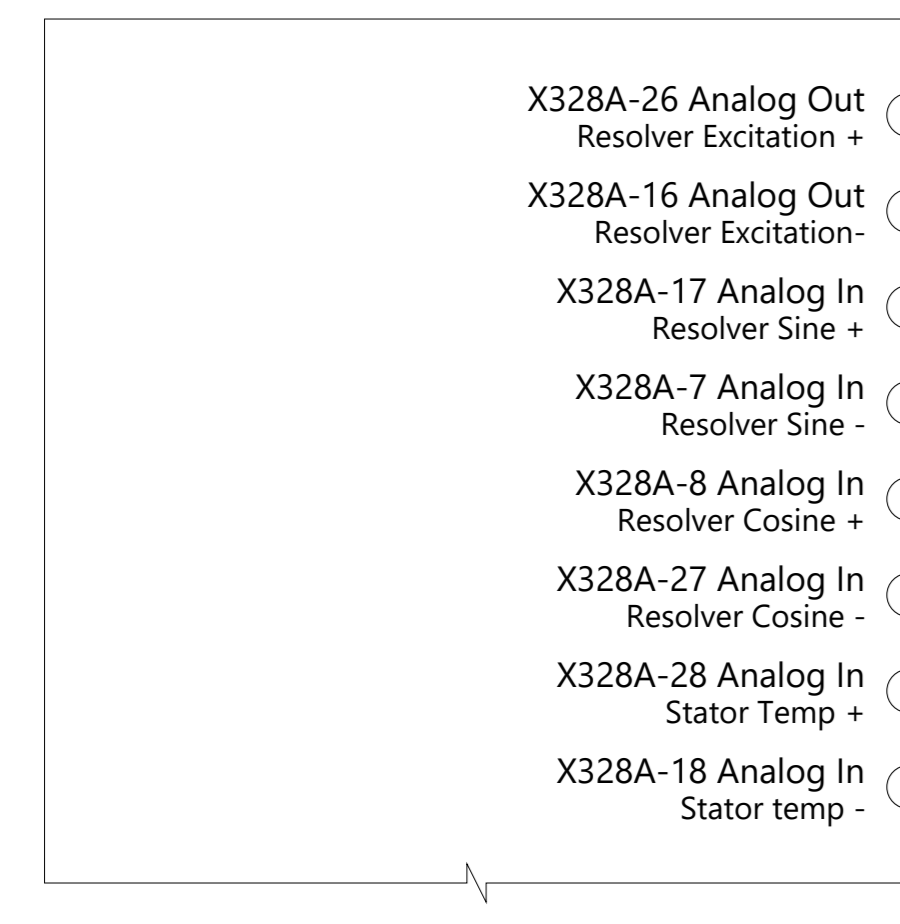
**X024  
Drive Inverter Logic RL  
XT X320A**



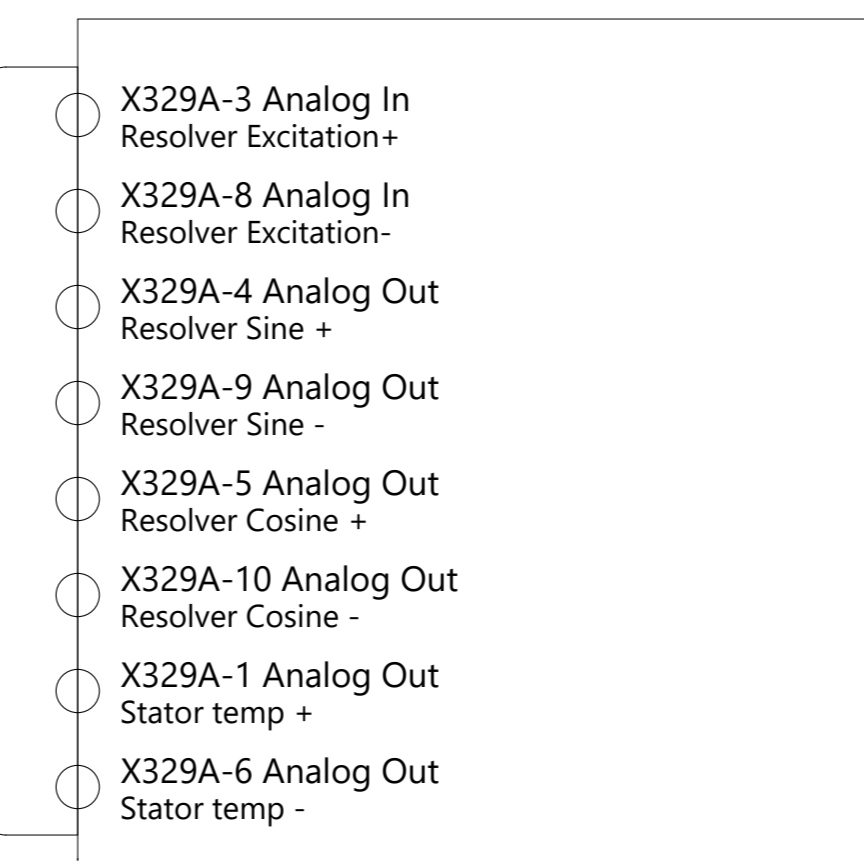
**X024  
Drive Inverter Resolver RL  
X X321A**



**X024  
Drive Inverter Logic RR  
XT X328A**



**X024  
Driver Inverter Resolver Rear RR  
XT X329A**



THE INFORMATION CONTAINED HEREIN IS DEEMED TO BE CONFIDENTIAL, PROPRIETARY, AND A TRADE SECRET OF TESLA MOTORS. THIS INFORMATION MAY NOT BE USED, REPRODUCED, OR DISCLOSED AS THE DIRECT OR INDIRECT BASIS FOR THE DEVELOPMENT, MANUFACTURE, OR SALE OF PROCESSES OR PRODUCTS WITHOUT THE EXPRESSED WRITTEN CONSENT OF TESLA MOTORS.

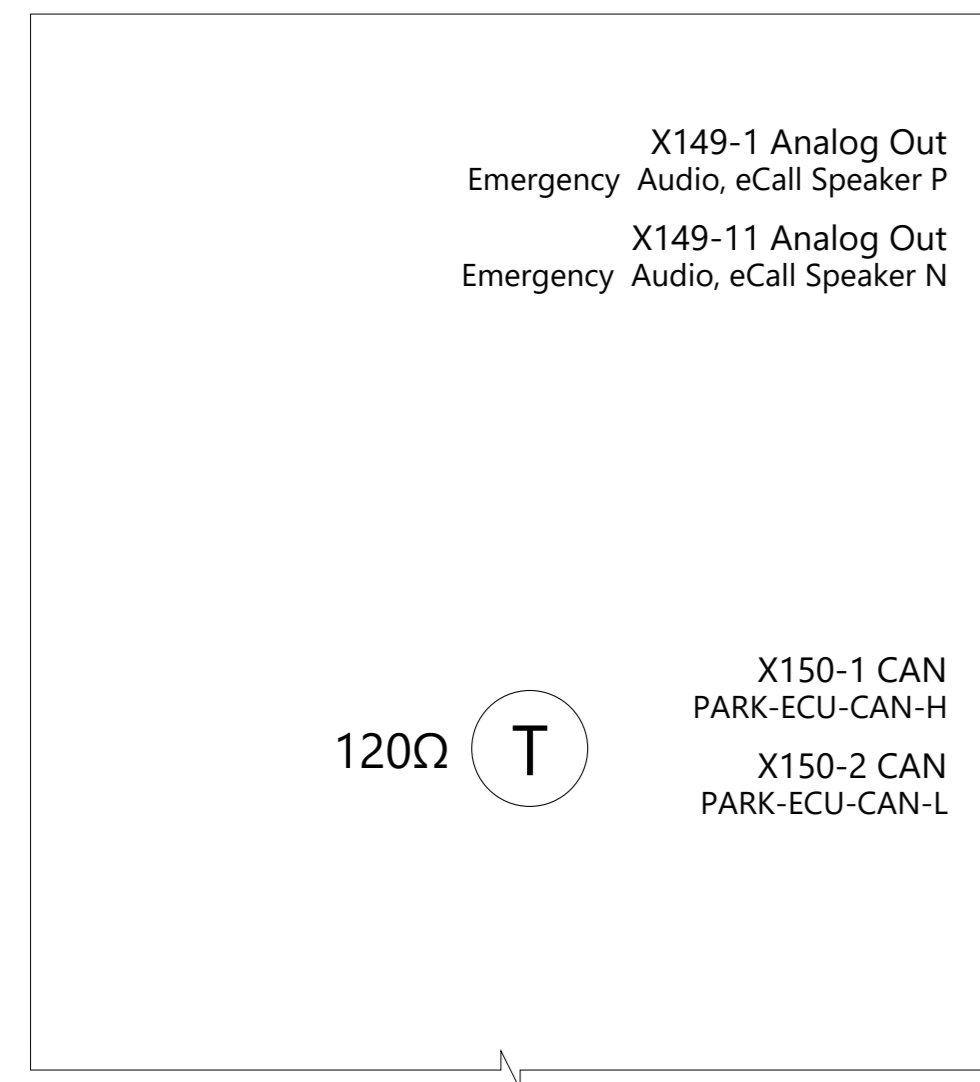
| DRAWN | CHECKED | APPROVED |
|-------|---------|----------|
|       |         |          |

| MATERIAL<br>AS SPECIFIED | FINISHING<br>AS SPECIFIED | SCALE<br>NONE |
|--------------------------|---------------------------|---------------|
|                          |                           |               |

PART NAME  
**Drive Inverter 2/2 - Resolvers & Pedals**

| PART NUMBER | REV | SHEET    | SIZE |
|-------------|-----|----------|------|
|             | 1   | 23 OF 61 | A0   |

Autopilot  
W,J X149 X865 X835 X836 X866 X838 X839 X833 X837 X150



TWIST\_AUD48-E

TWIST\_CDA01-D

+AUD48-A VT 0.35 FLY  
**DRLH && -ECALL** 614.0 2486408-XX (W)  
 +AUD49-A GN 0.35 FLY  
**DRLH && -ECALL** 614.0 2486408-XX (W)

+CDA01-A VT 0.35 FLY  
 808.0 2486408-XX (W)  
 +CDA02-A RD 0.35 FLY  
 808.0 2486408-XX (W)

TWIST\_AUD48-E

TWIST\_CDA01-D

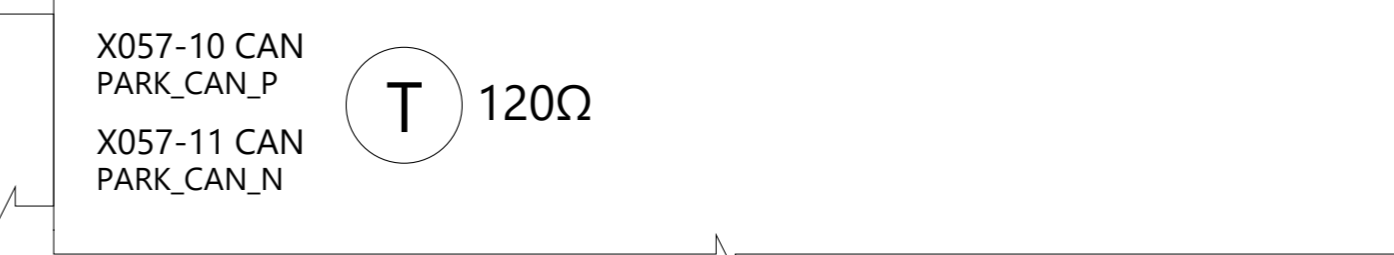
X445

X057

**DRLH**  
 Speaker Emergency Audio  
 W X445



Body Controller Right  
 B,W,J,D X050A/B X051 X052 X054 X060A/B X062 X053A/B X055 X056 X058 X059



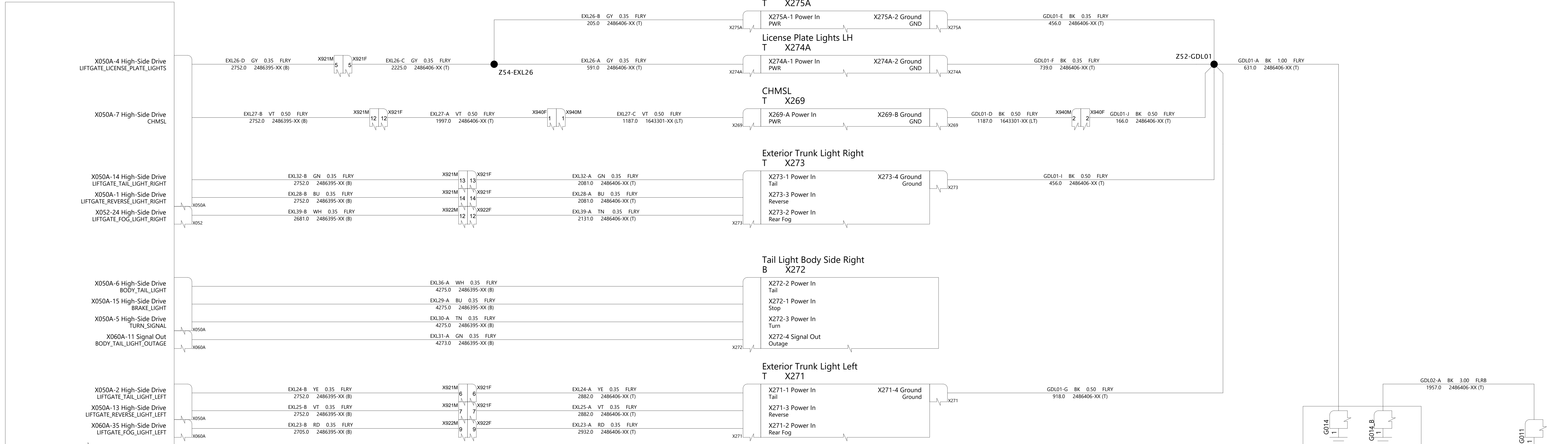
**TESLA**

THE INFORMATION CONTAINED HEREIN IS DEEMED TO BE CONFIDENTIAL, PROPRIETARY, AND A TRADE SECRET OF TESLA MOTORS. THIS INFORMATION MAY NOT BE USED, REPRODUCED, OR DISCLOSED AS THE DIRECT OR INDIRECT BASIS FOR THE DEVELOPMENT, MANUFACTURE, OR SALE OF PROCESSES OR PRODUCTS WITHOUT THE EXPRESSED WRITTEN CONSENT OF TESLA MOTORS.

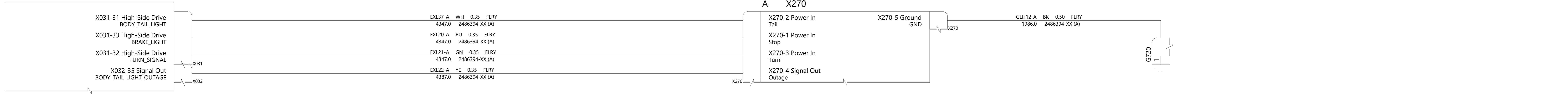
|                                |  |                           |                   |               |  |
|--------------------------------|--|---------------------------|-------------------|---------------|--|
| DRAWN                          |  | CHECKED                   |                   | APPROVED      |  |
| MATERIAL<br>AS SPECIFIED       |  | FINISHING<br>AS SPECIFIED |                   | SCALE<br>NONE |  |
| PART NAME<br>Driver Assistance |  |                           |                   |               |  |
| PART NUMBER                    |  | REV<br>1                  | SHEET<br>24 OF 61 | SIZE<br>A0    |  |



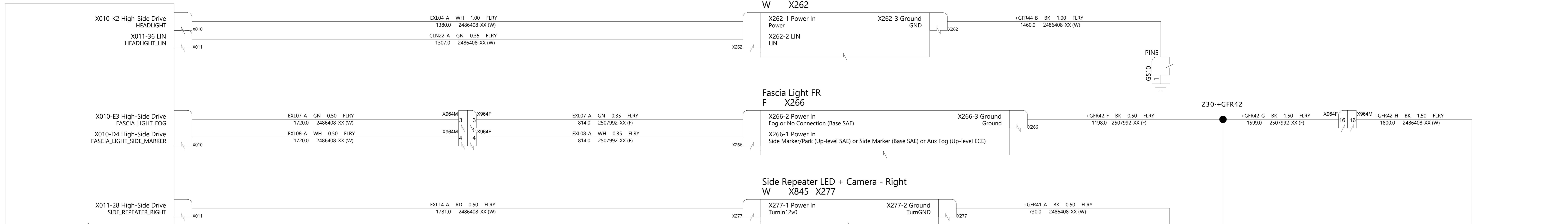
Body Controller Right  
B,W,J,D X051 X052 X054 X060A/B X062 X053A/B X055 X056 X058 X059



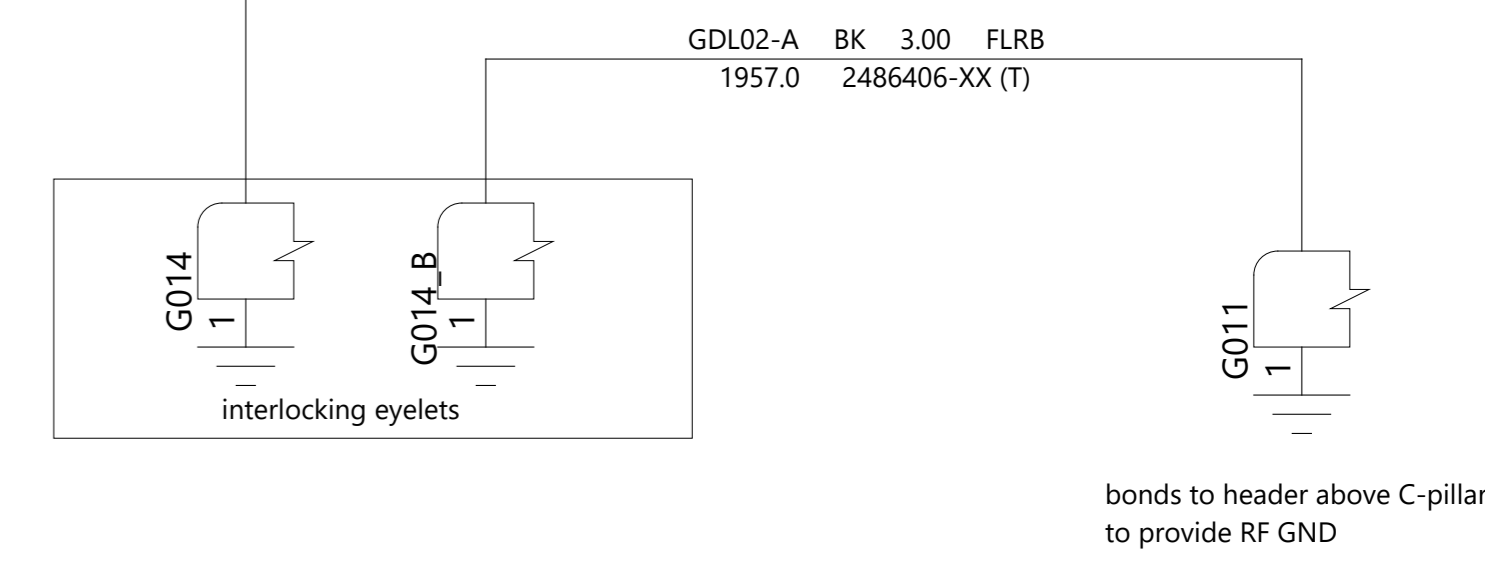
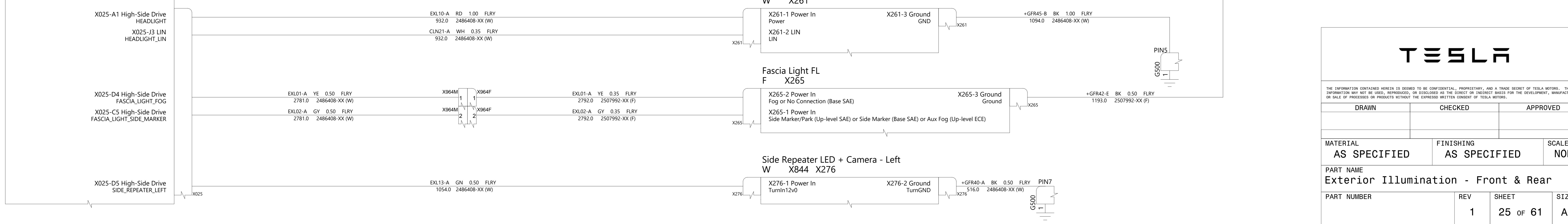
Body Controller Left  
A,W,J,D X031 X032 X034 X038A/B X039 X037 X033A/B X035 X036



Body Controller Front  
U, W X021 X010 X011 X013 X014



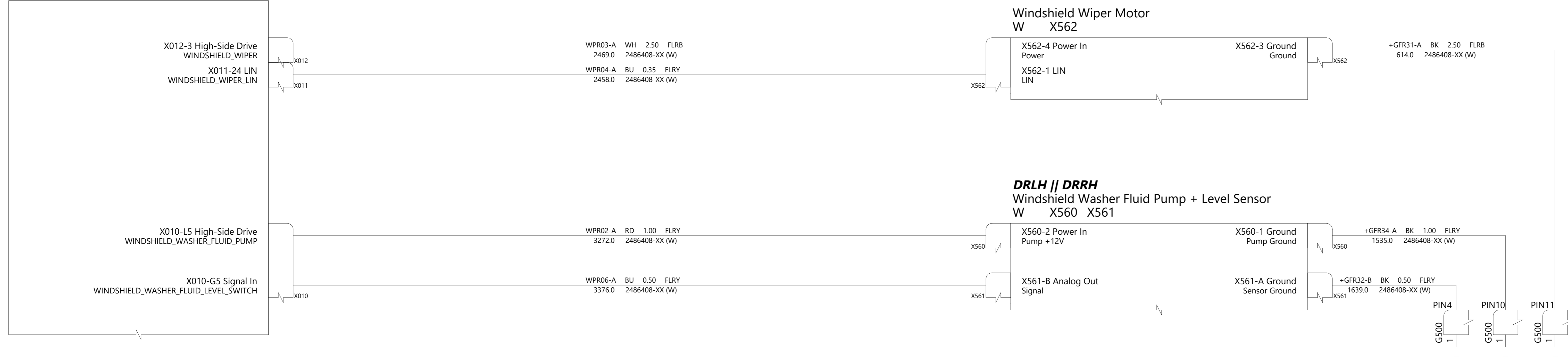
Body Controller Battery  
W X025 X022 X023 X024 X026



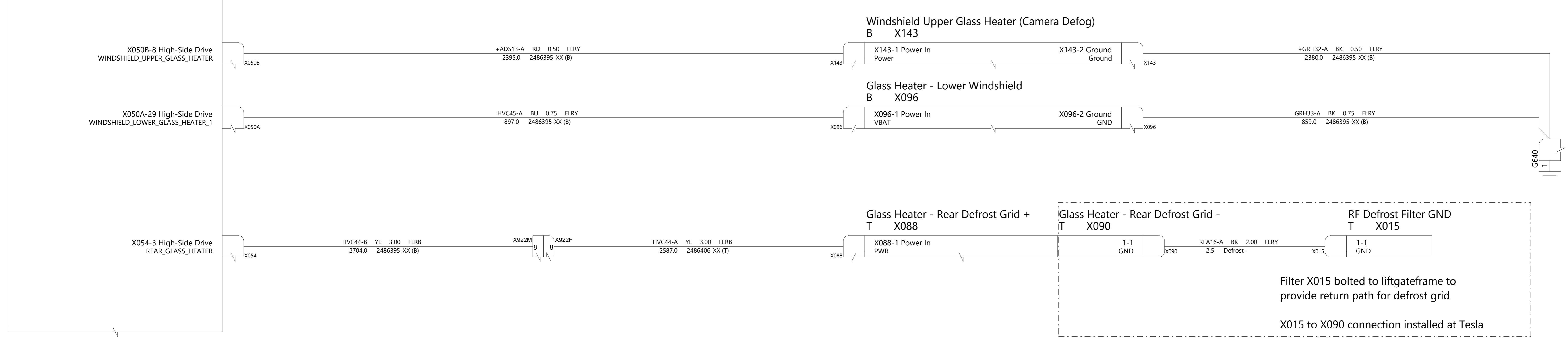
THE INFORMATION CONTAINED HEREIN IS DEEMED TO BE CONFIDENTIAL, PROPRIETARY, AND A TRADE SECRET OF TESLA MOTORS. THIS INFORMATION MAY NOT BE USED, REPRODUCED, OR DISCLOSED AS THE DIRECT OR INDIRECT BASIS FOR THE DEVELOPMENT, MANUFACTURE, OR SALE OF PROCESSES OR PRODUCTS WITHOUT THE EXPRESSED WRITTEN CONSENT OF TESLA MOTORS.

| DRAWN   | CHECKED                   | APPROVED      |
|---|---------------------------|---------------|
|   |                           |               |
| MATERIAL<br>AS SPECIFIED                          | FINISHING<br>AS SPECIFIED | SCALE<br>NONE |
| PART NAME<br>Exterior Illumination - Front & Rear |                           |               |
| PART NUMBER                                       | REV                       | SHEET         |
|   | 1                         | 25 of 61      |
|   |                           | SIZE<br>A0    |

**Body Controller Front**  
U, W X021 X010 X011 X012 X013 X014



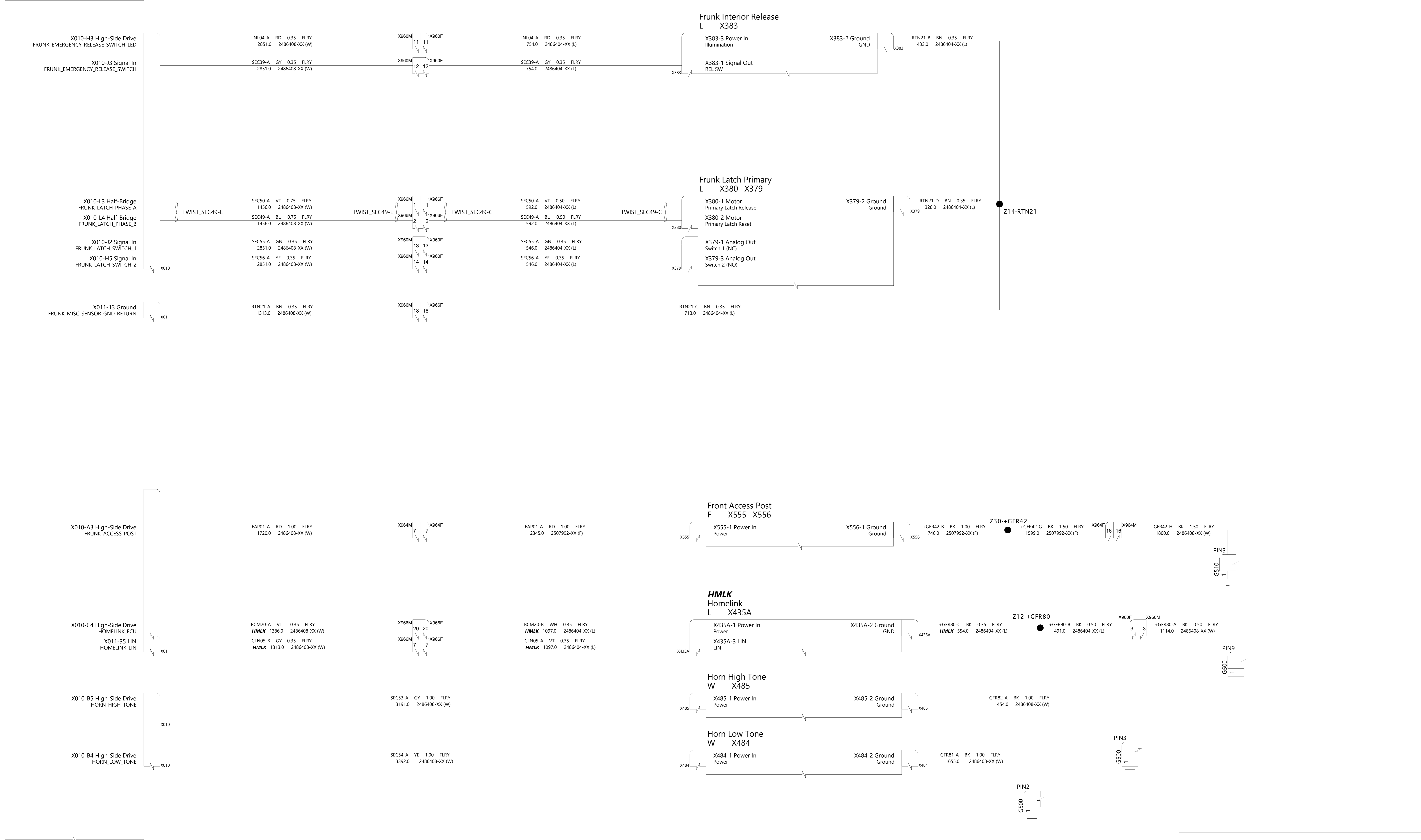
**Body Controller Right**  
B,W,J,D X051 X052 X054 X060A/B X062 X053A/B X055 X056 X058 X059



THE INFORMATION CONTAINED HEREIN IS DEEMED TO BE CONFIDENTIAL, PROPRIETARY, AND A TRADE SECRET OF TESLA MOTORS. THIS INFORMATION MAY NOT BE USED, REPRODUCED, OR DISCLOSED AS THE DIRECT OR INDIRECT BASIS FOR THE DEVELOPMENT, MANUFACTURE, OR SALE OF PROCESSES OR PRODUCTS WITHOUT THE EXPRESSED WRITTEN CONSENT OF TESLA MOTORS.

|   |                           |               |
|---|---------------------------|---------------|
| DRAWN                                     | CHECKED                   | APPROVED      |
| MATERIAL<br>AS SPECIFIED                  | FINISHING<br>AS SPECIFIED | SCALE<br>NONE |
| PART NAME<br>Exteriors - Defrost & Wipers |                           |               |
| PART NUMBER                               | REV                       | SHEET         |
|   | 1                         | 26 of 61      |
|   |                           | SIZE<br>A0    |

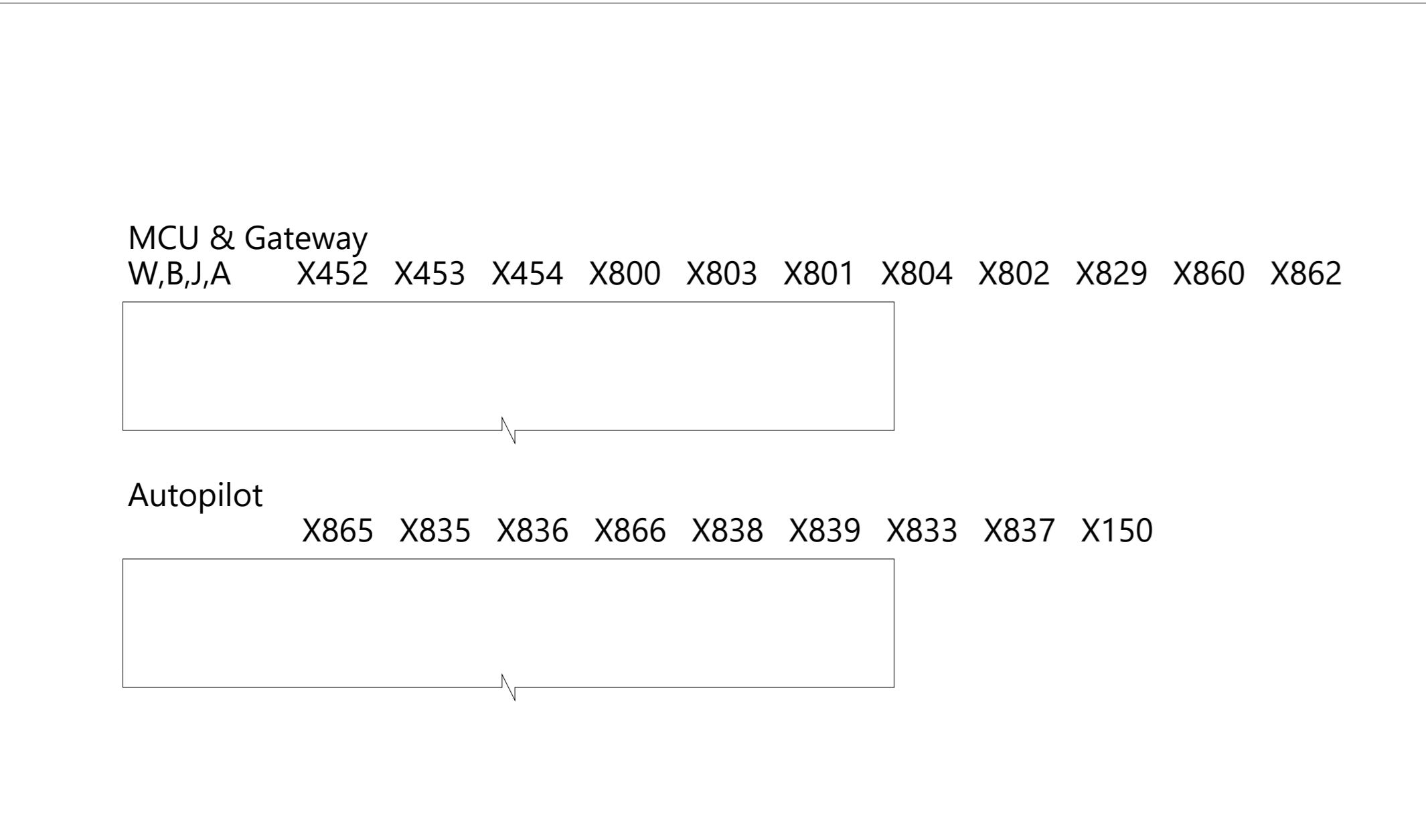

Body Controller Front  
U, W X021 X010 X011 X012 X013 X014



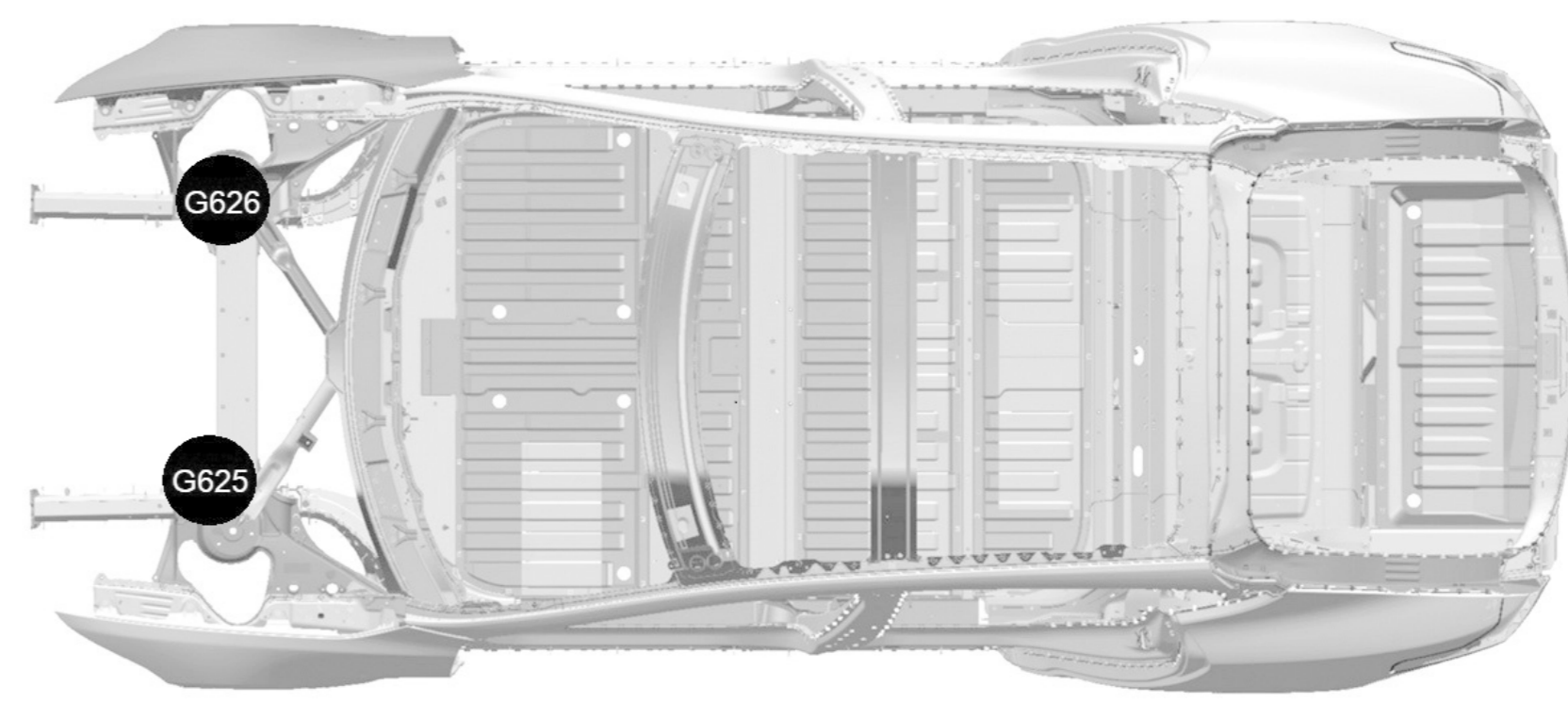
THE INFORMATION CONTAINED HEREIN IS DEEMED TO BE CONFIDENTIAL, PROPRIETARY, AND A TRADE SECRET OF TESLA MOTORS. THIS INFORMATION MAY NOT BE USED, REPRODUCED, OR DISCLOSED AS THE DIRECT OR INDIRECT BASIS FOR THE DEVELOPMENT, MANUFACTURE, OR SALE OF PROCESSES OR PRODUCTS WITHOUT THE EXPRESS WRITTEN CONSENT OF TESLA MOTORS.

|                                      |                           |               |
|--------------------------------------|---------------------------|---------------|
| DRAWN                                | CHECKED                   | APPROVED      |
| MATERIAL<br>AS SPECIFIED             | FINISHING<br>AS SPECIFIED | SCALE<br>NONE |
| PART NAME<br>Frunk Actuators/Sensors |                           |               |
| PART NUMBER                          | REV                       | SHEET         |
|                                      | 1                         | 27 of 61      |
|                                      |                           | SIZE<br>A0    |

EPAS  
W X168 X169 X171 X170



LOCALLY GROUNDED TO CHASSIS



**TESLA**

THE INFORMATION CONTAINED HEREIN IS DEEMED TO BE CONFIDENTIAL, PROPRIETARY, AND A TRADE SECRET OF TESLA MOTORS. THIS INFORMATION MAY NOT BE USED, REPRODUCED, OR DISCLOSED AS THE DIRECT OR INDIRECT BASIS FOR THE DEVELOPMENT, MANUFACTURE, OR SALE OF PROCESSES OR PRODUCTS WITHOUT THE EXPRESSED WRITTEN CONSENT OF TESLA MOTORS.

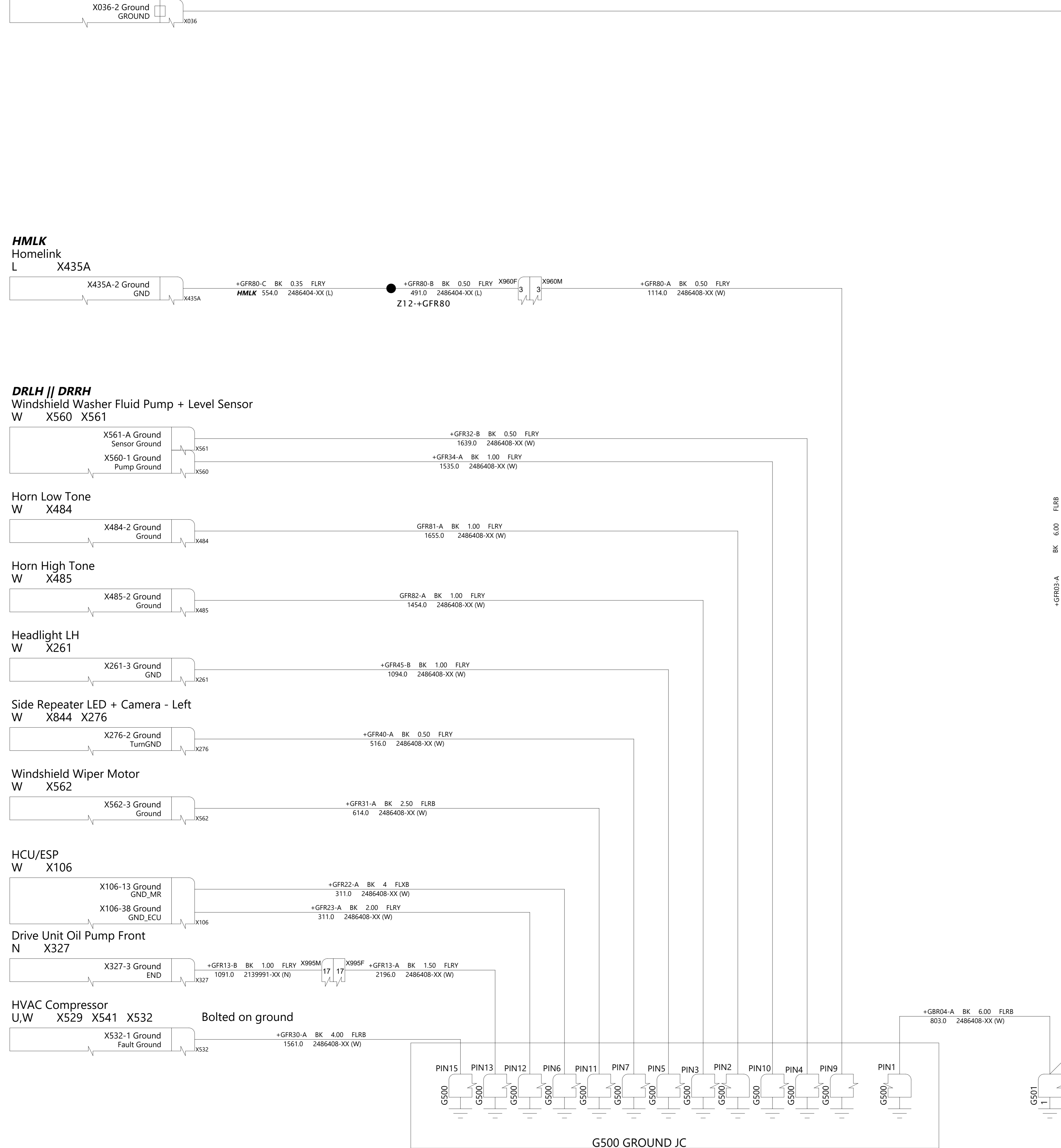
|       |         |          |
|-------|---------|----------|
| DRAWN | CHECKED | APPROVED |
|-------|---------|----------|

|                          |                           |               |
|--------------------------|---------------------------|---------------|
| MATERIAL<br>AS SPECIFIED | FINISHING<br>AS SPECIFIED | SCALE<br>NONE |
|--------------------------|---------------------------|---------------|

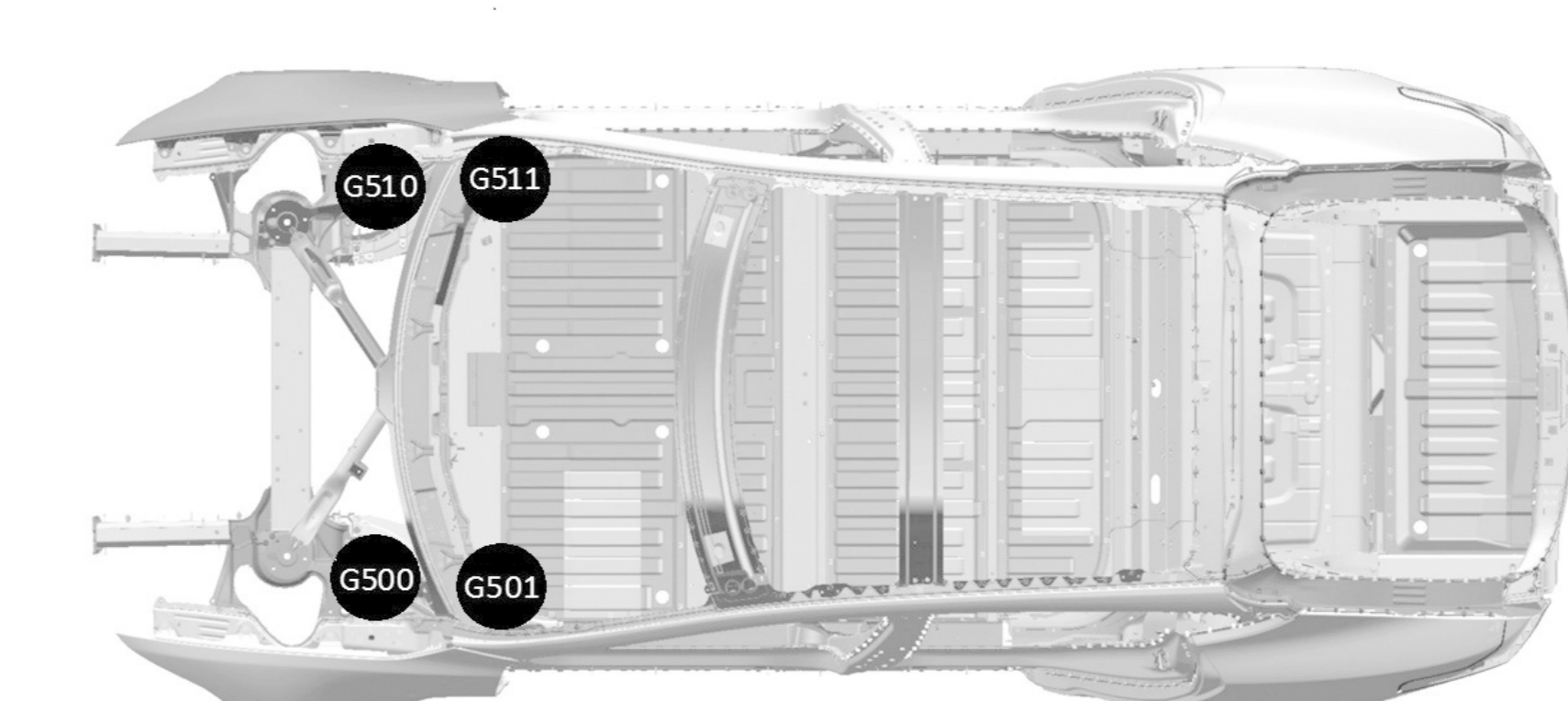
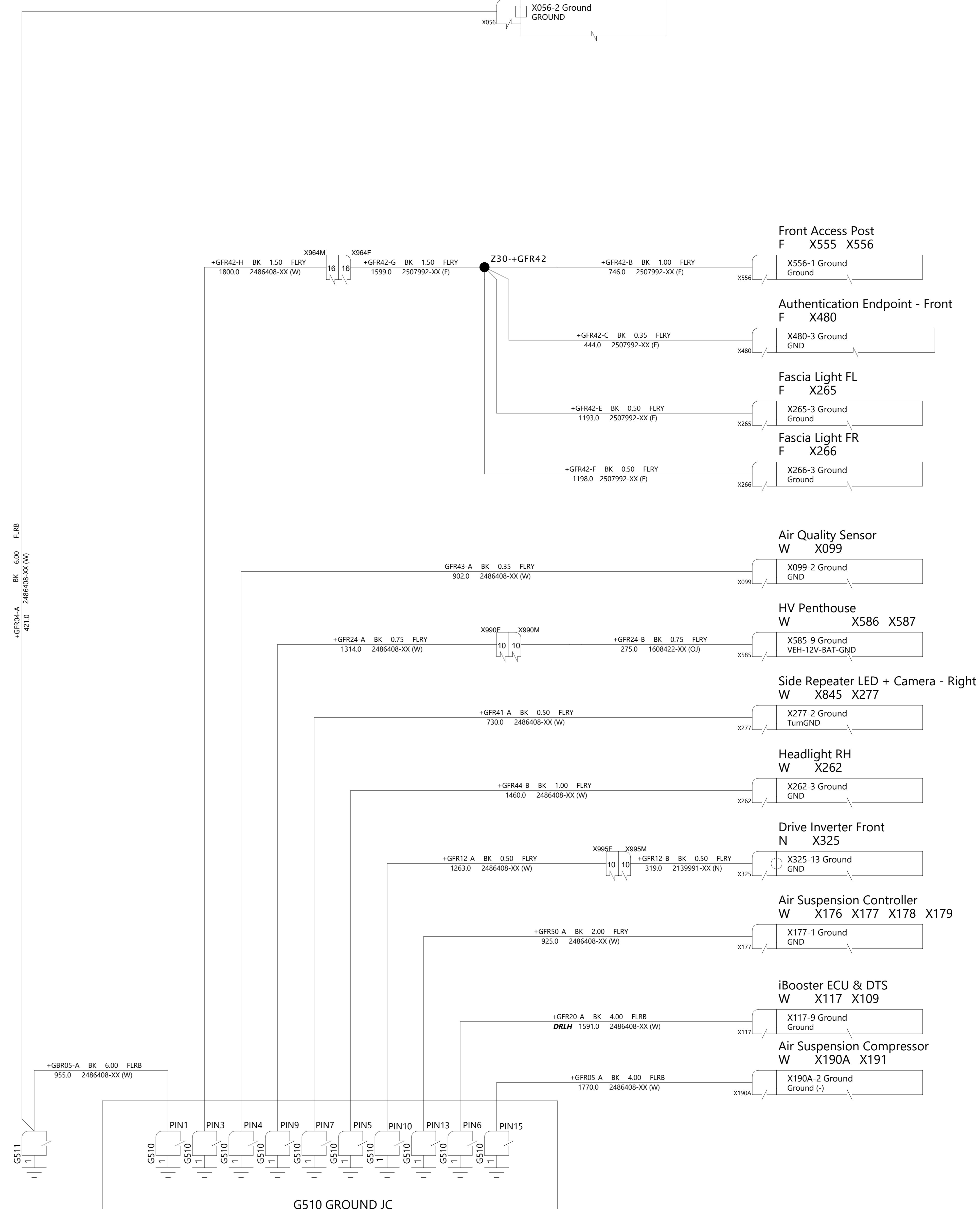
PART NAME  
**Grounding: Front Center**

|             |     |          |      |
|-------------|-----|----------|------|
| PART NUMBER | REV | SHEET    | SIZE |
|             | 1   | 28 of 61 | A0   |

Body Controller Left  
A,W,J,D X030A/B X031 X032 X034 X038A/B X039 X037 X033A/B X035 X036



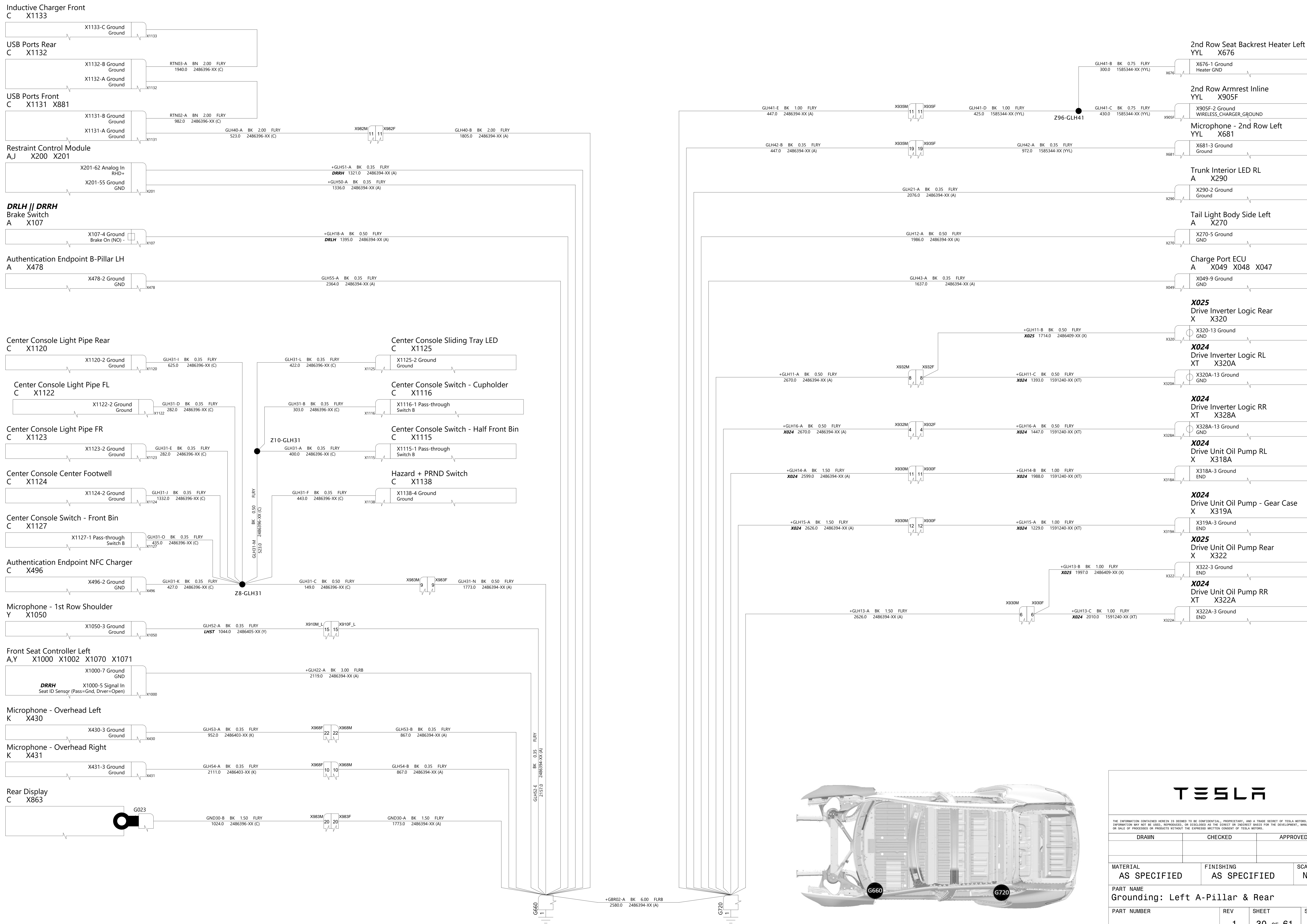
Body Controller Right  
X050A/B X051 X052 X054 X060A/B  
B,W,J,D X062 X053A/B X055 X056 X058 X059



**TESLA**

THE INFORMATION CONTAINED HEREIN IS DEEMED TO BE CONFIDENTIAL, PROPRIETARY, AND A TRADE SECRET OF TESLA MOTORS. THIS INFORMATION MAY NOT BE USED, REPRODUCED, OR DISCLOSED AS THE DIRECT OR INDIRECT BASIS FOR THE DEVELOPMENT, MANUFACTURE, OR SALE OF PROCESSES OR PRODUCTS WITHOUT THE EXPRESSED WRITTEN CONSENT OF TESLA MOTORS.

|  |                           |               |
|--|---------------------------|---------------|
| DRAWN                                      | CHECKED                   | APPROVED      |
| MATERIAL<br>AS SPECIFIED                   | FINISHING<br>AS SPECIFIED | SCALE<br>NONE |
| PART NAME<br>Grounding: Front Left & Right |                           |               |
| PART NUMBER                                | REV                       | SHEET         |
|  | 1                         | 29 OF 61      |
|  |                           | A0            |



**TESLA**

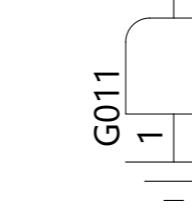
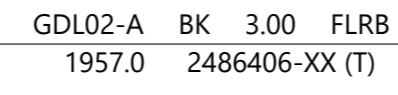
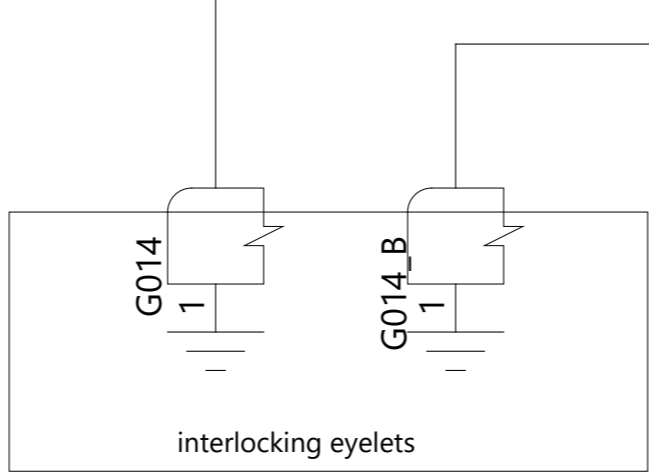
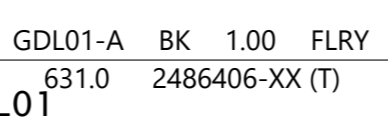
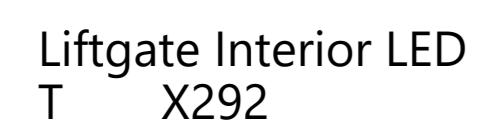
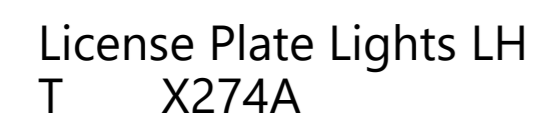
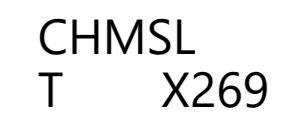
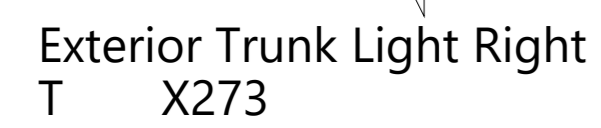
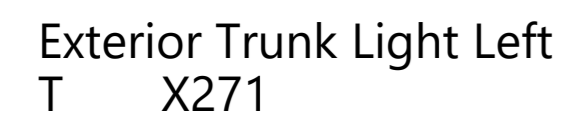
THE INFORMATION CONTAINED HEREIN IS DEEMED TO BE CONFIDENTIAL, PROPRIETARY, AND A TRADE SECRET OF TESLA MOTORS. THIS INFORMATION MAY NOT BE USED, REPRODUCED, OR DISCLOSED AS THE DIRECT OR INDIRECT BASIS FOR THE DEVELOPMENT, MANUFACTURE, OR SALE OF PROCESSES OR PRODUCTS WITHOUT THE EXPRESS WRITTEN CONSENT OF TESLA MOTORS.

|       |         |          |
|-------|---------|----------|
| DRAWN | CHECKED | APPROVED |
|-------|---------|----------|

|                          |                           |               |
|--------------------------|---------------------------|---------------|
| MATERIAL<br>AS SPECIFIED | FINISHING<br>AS SPECIFIED | SCALE<br>NONE |
|--------------------------|---------------------------|---------------|

PART NAME  
**Grounding: Left A-Pillar & Rear**

|             |     |          |      |
|-------------|-----|----------|------|
| PART NUMBER | REV | SHEET    | SIZE |
|             | 1   | 30 OF 61 | A0   |



bonds to header above C-pillar  
to provide RF GND

**TESLA**

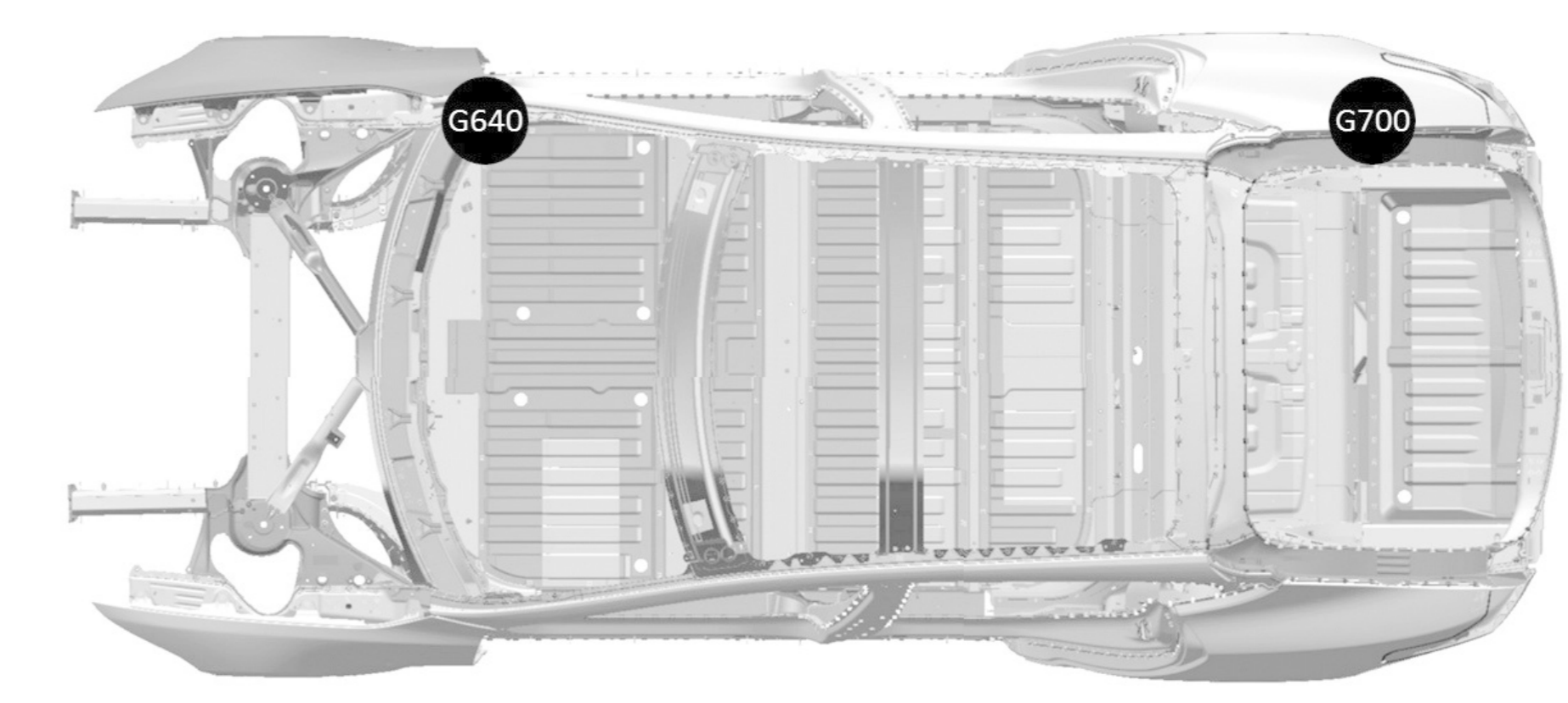
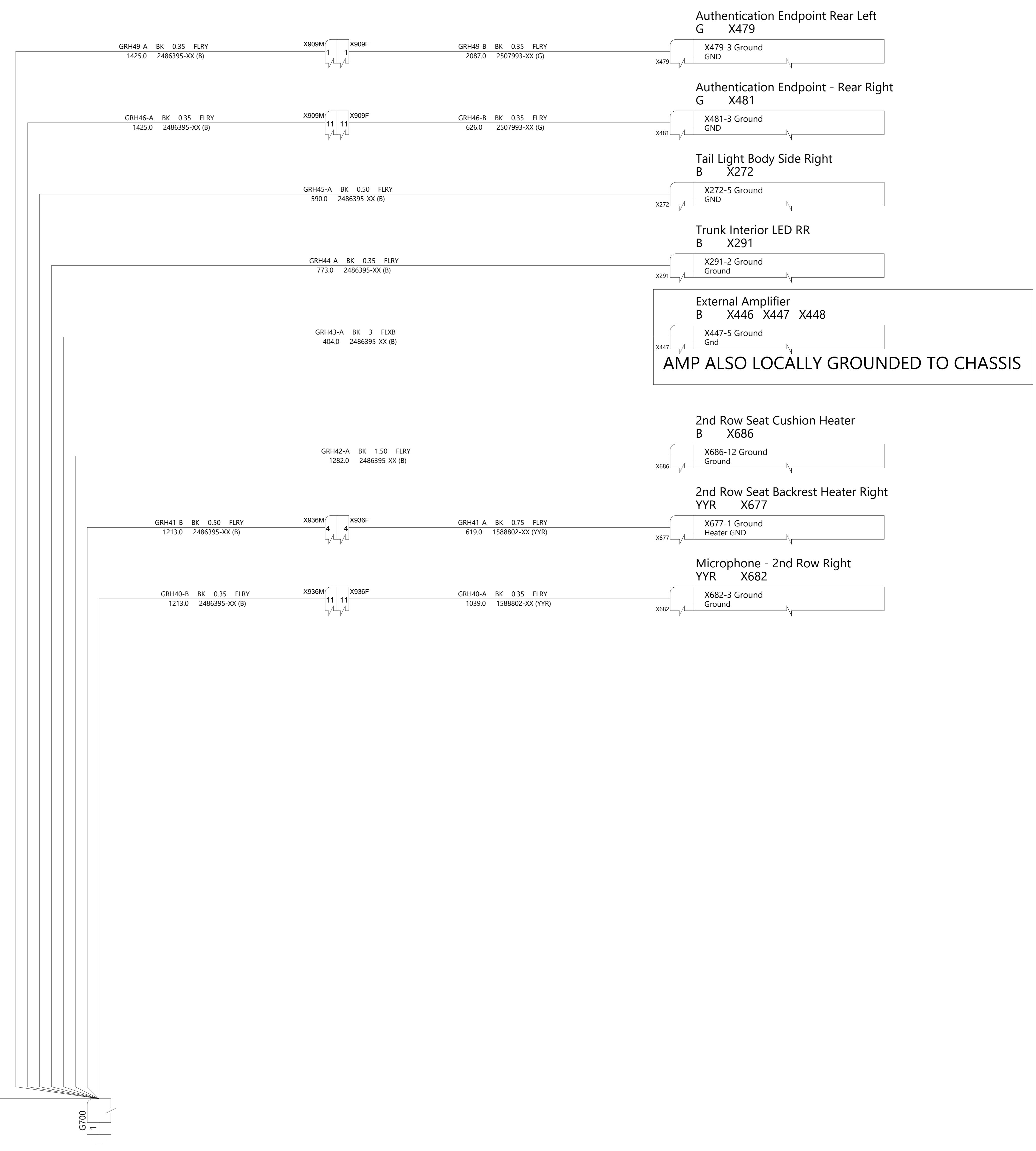
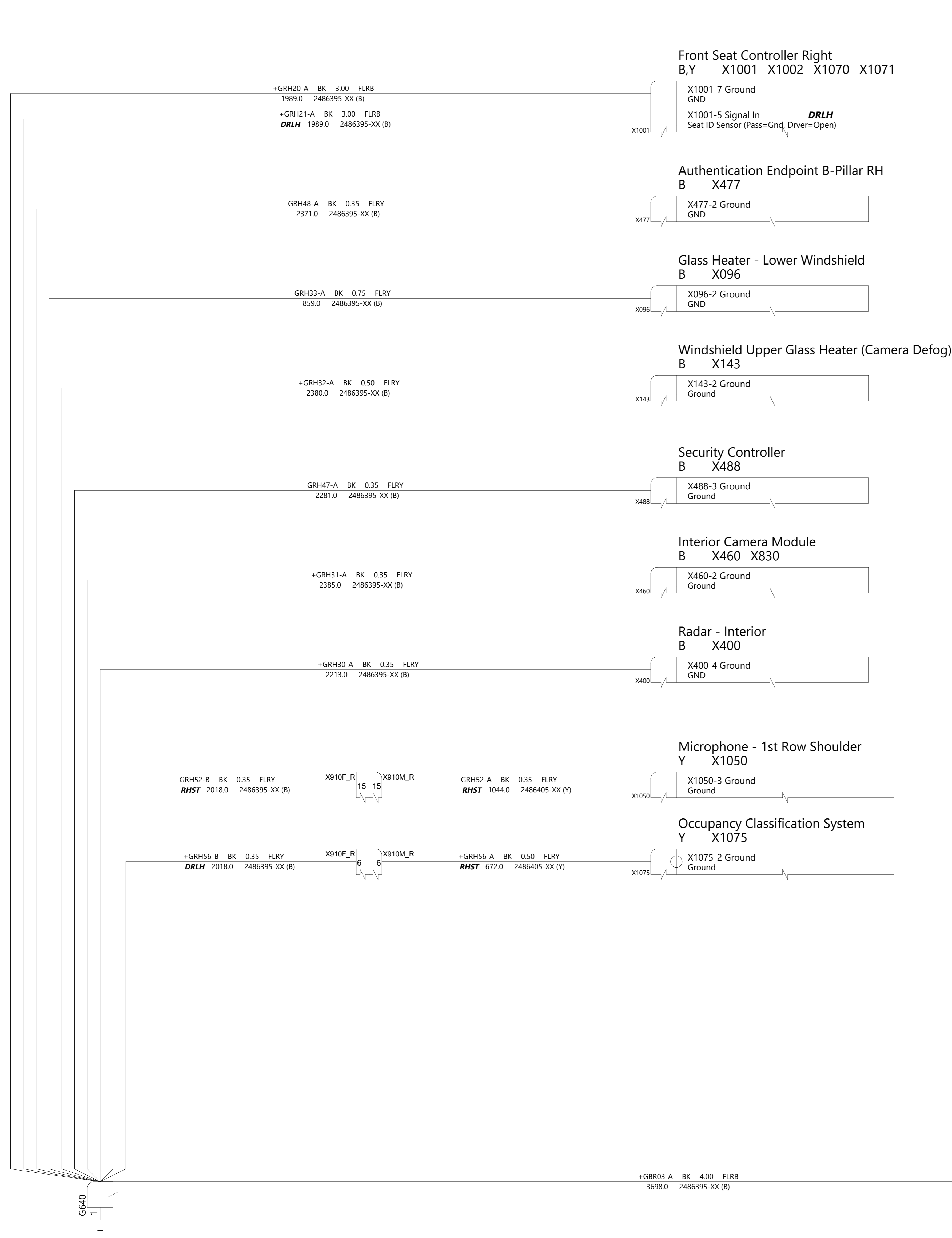
THE INFORMATION CONTAINED HEREIN IS DEEMED TO BE CONFIDENTIAL, PROPRIETARY, AND A TRADE SECRET OF TESLA MOTORS. THIS INFORMATION MAY NOT BE USED, REPRODUCED, OR DISCLOSED AS THE DIRECT OR INDIRECT BASIS FOR THE DEVELOPMENT, MANUFACTURE, OR SALE OF PROCESSES OR PRODUCTS WITHOUT THE EXPRESSED WRITTEN CONSENT OF TESLA MOTORS.

|       |         |          |
|-------|---------|----------|
| DRAWN | CHECKED | APPROVED |
|       |         |          |

|                          |                           |               |
|--------------------------|---------------------------|---------------|
| MATERIAL<br>AS SPECIFIED | FINISHING<br>AS SPECIFIED | SCALE<br>NONE |
|--------------------------|---------------------------|---------------|

PART NAME  
Grounding: Liftgate

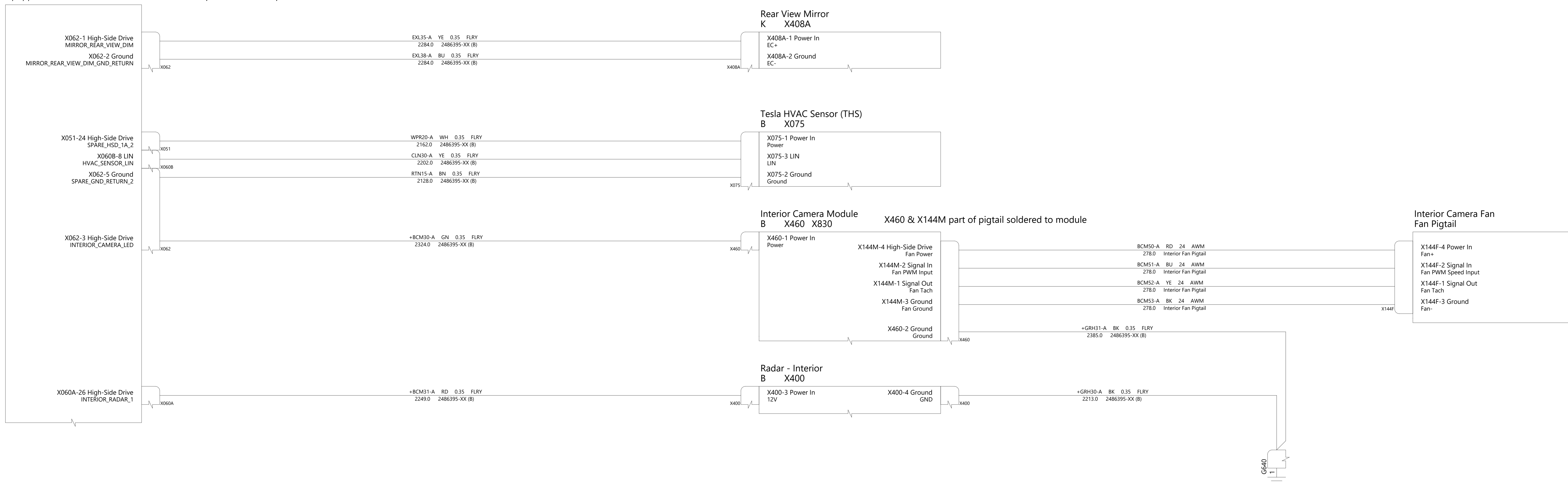
|             |     |          |      |
|-------------|-----|----------|------|
| PART NUMBER | REV | SHEET    | SIZE |
|             | 1   | 31 of 61 | A0   |




|   |                           |               |      |
|---|---------------------------|---------------|------|
| <b>TESLA</b>  |                           |               |      |
| <small>THE INFORMATION CONTAINED HEREIN IS DEEMED TO BE CONFIDENTIAL, PROPRIETARY, AND A TRADE SECRET OF TESLA MOTORS. THIS INFORMATION MAY NOT BE USED, REPRODUCED, OR DISCLOSED AS THE DIRECT OR INDIRECT BASIS FOR THE DEVELOPMENT, MANUFACTURE, OR SALE OF PROCESSES OR PRODUCTS WITHOUT THE EXPRESSED WRITTEN CONSENT OF TESLA MOTORS.</small> |                           |               |      |
| DRAWN   | CHECKED                   | APPROVED      |      |
| MATERIAL<br>AS SPECIFIED  | FINISHING<br>AS SPECIFIED | SCALE<br>NONE |      |
| PART NAME<br><b>Grounding: Right A-Pillar &amp; Rear</b>  |                           |               |      |
| PART NUMBER   | REV                       | SHEET         | SIZE |
|   | 1                         | 32 OF 61      | A0   |



Body Controller Right  
B,W,J,D X051 X052 X054 X060A/B X062 X053A/B X055 X056 X058 X059



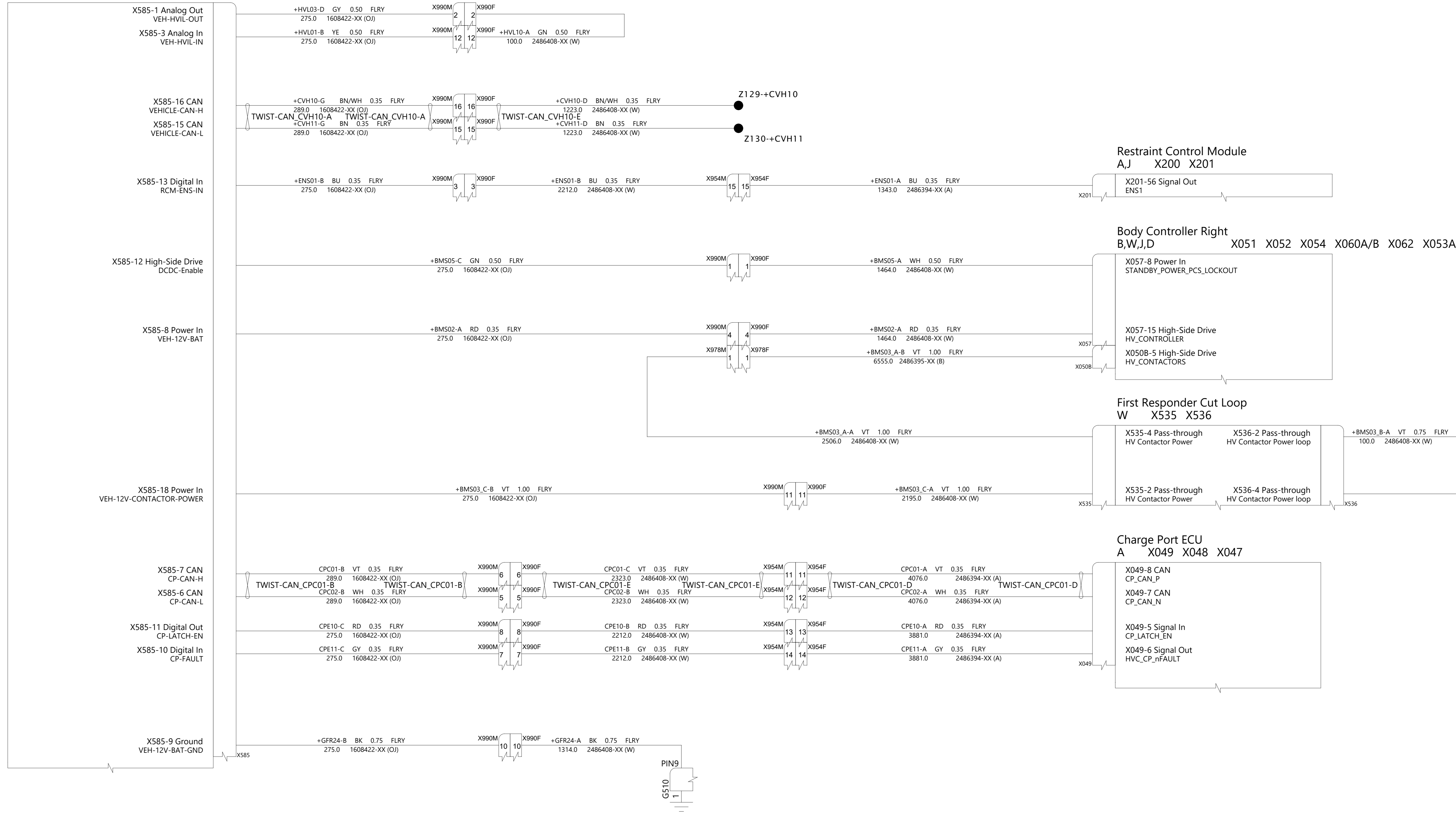
Body Controller Left  
A,W,J,D X031 X032 X034 X038A/B X039 X037 X033A/B X035 X036



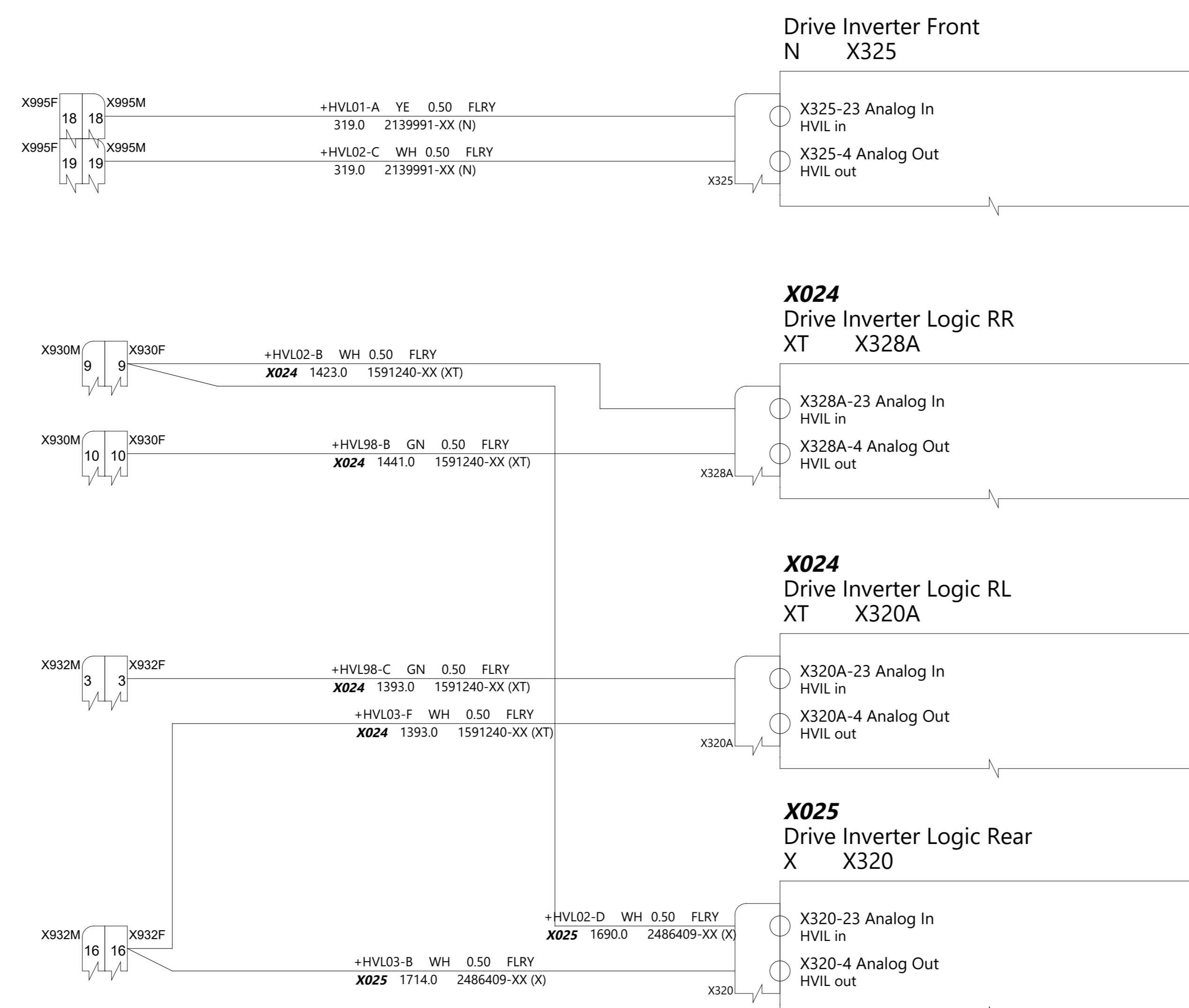
THE INFORMATION CONTAINED HEREIN IS DEEMED TO BE CONFIDENTIAL, PROPRIETARY, AND A TRADE SECRET OF TESLA MOTORS. THIS INFORMATION MAY NOT BE USED, REPRODUCED, OR DISCLOSED AS THE DIRECT OR INDIRECT BASIS FOR THE DEVELOPMENT, MANUFACTURE, OR SALE OF PROCESSES OR PRODUCTS WITHOUT THE EXPRESSED WRITTEN CONSENT OF TESLA MOTORS.

|                          |                           |                   |
|--------------------------|---------------------------|-------------------|
| DRAWN                    | CHECKED                   | APPROVED          |
| MATERIAL<br>AS SPECIFIED | FINISHING<br>AS SPECIFIED | SCALE<br>NONE     |
| PART NAME<br>Headliner   |                           |                   |
| PART NUMBER              | REV<br>1                  | SHEET<br>33 OF 61 |
|                          |                           | SIZE<br>A0        |

HV Penthouse  
W X586 X587



HVIL CIRCUITS ONLY USED FOR SUBASSEMBLY TESTING



THE INFORMATION CONTAINED HEREIN IS DEEMED TO BE CONFIDENTIAL, PROPRIETARY, AND A TRADE SECRET OF TESLA MOTORS. THIS INFORMATION MAY NOT BE USED, REPRODUCED, OR DISCLOSED AS THE DIRECT OR INDIRECT BASIS FOR THE DEVELOPMENT, MANUFACTURE, OR SALE OF PROCESSES OR PRODUCTS WITHOUT THE EXPRESSED WRITTEN CONSENT OF TESLA MOTORS.

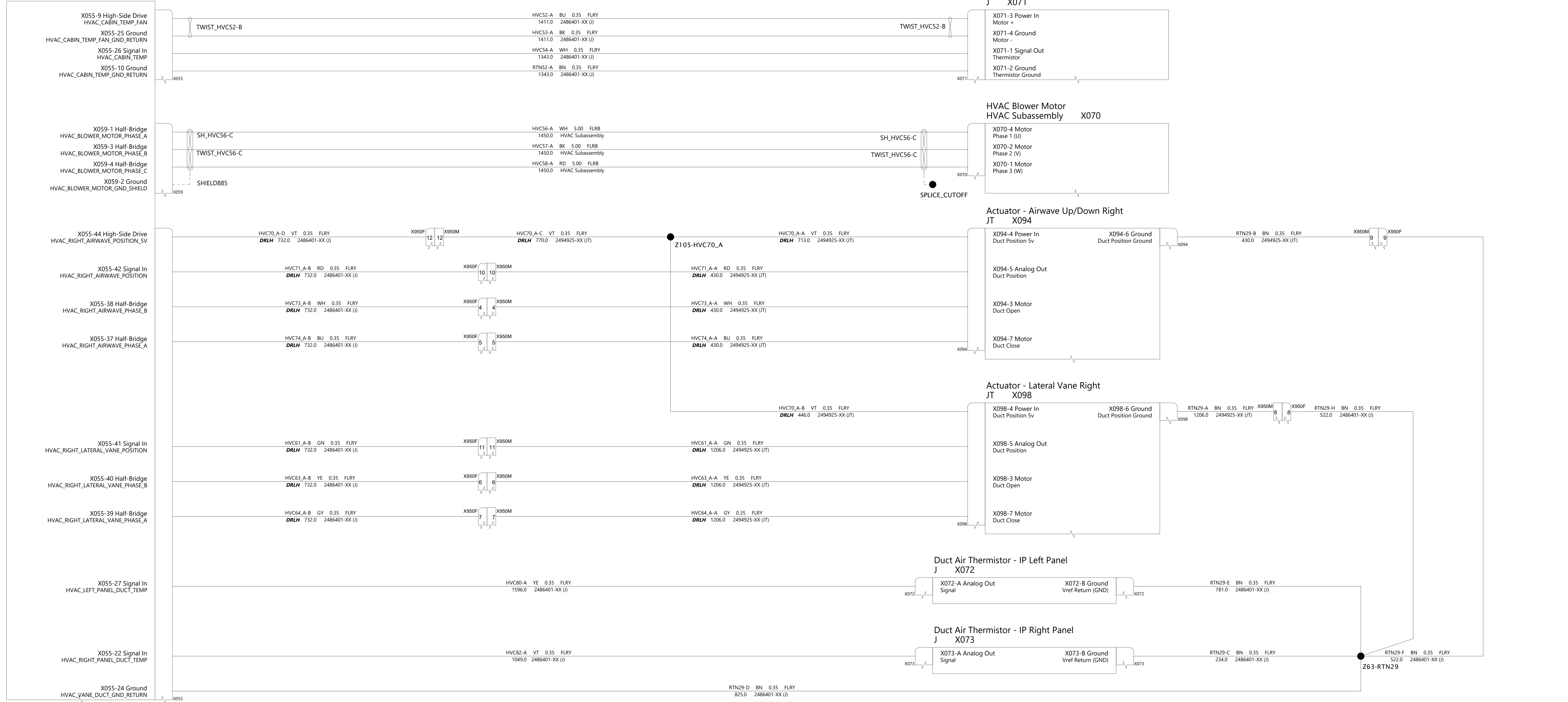
|       |         |          |
|-------|---------|----------|
| DRAWN | CHECKED | APPROVED |
|-------|---------|----------|

|                          |                           |               |
|--------------------------|---------------------------|---------------|
| MATERIAL<br>AS SPECIFIED | FINISHING<br>AS SPECIFIED | SCALE<br>NONE |
|--------------------------|---------------------------|---------------|

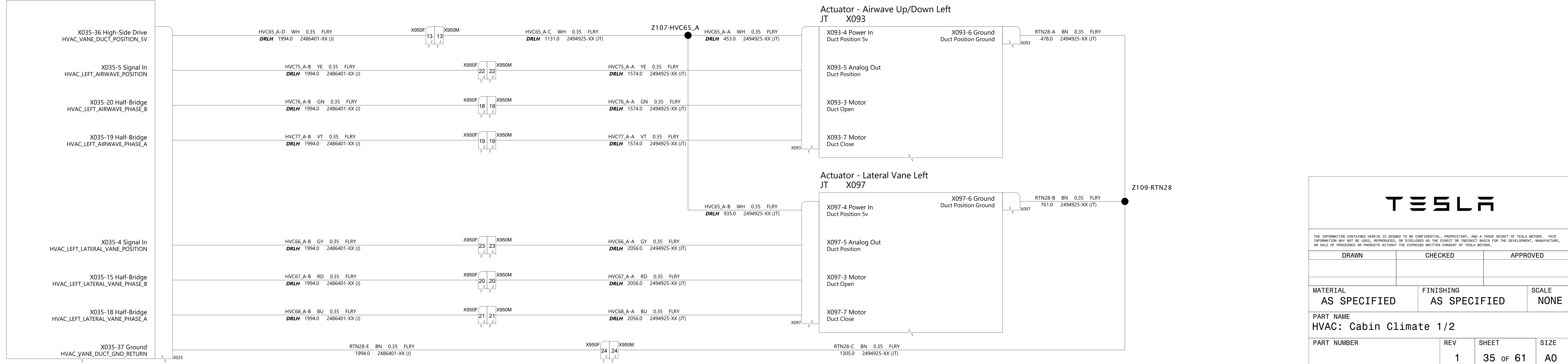
PART NAME  
HV Penthouse & HVIL

|             |     |          |      |
|-------------|-----|----------|------|
| PART NUMBER | REV | SHEET    | SIZE |
|             | 1   | 34 of 61 | A0   |

Body Controller Right  
B,W,J,D



Body Controller Left  
A,W,J,D

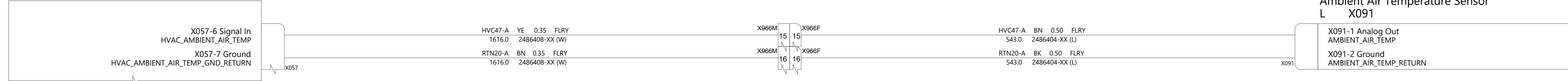


TESLA


THE INFORMATION CONTAINED HEREIN IS DEEMED TO BE CONFIDENTIAL, PROPRIETARY, AND A TRADE SECRET OF TESLA MOTORS. THIS INFORMATION MAY NOT BE USED, REPRODUCED, OR DISCLOSED AS THE DIRECT OR INDIRECT BASIS FOR THE DEVELOPMENT, MANUFACTURE, OR SALE OF PROCESSES OR PRODUCTS WITHOUT THE EXPRESSED WRITTEN CONSENT OF TESLA MOTORS.

| DRAWN                                | CHECKED                   | APPROVED      |
|--------------------------------------|---------------------------|---------------|
|                                      |                           |               |
| MATERIAL<br>AS SPECIFIED             | FINISHING<br>AS SPECIFIED | SCALE<br>NONE |
| PART NAME<br>HVAC: Cabin Climate 1/2 |                           |               |
| PART NUMBER                          | REV                       | SHEET         |
|                                      | 1                         | 35 of 61      |
|                                      |                           | SCALE<br>A0   |


Body Controller Right  
B,W,J,D X051 X052 X054 X060A/B X062 X053A/B X055 X056 X058 X059



Body Controller Battery  
W X025 X022 X023 X024 X026



Body Controller Left  
A,W,J,D X031 X032 X034 X038A/B X039 X037 X033A/B X035 X036

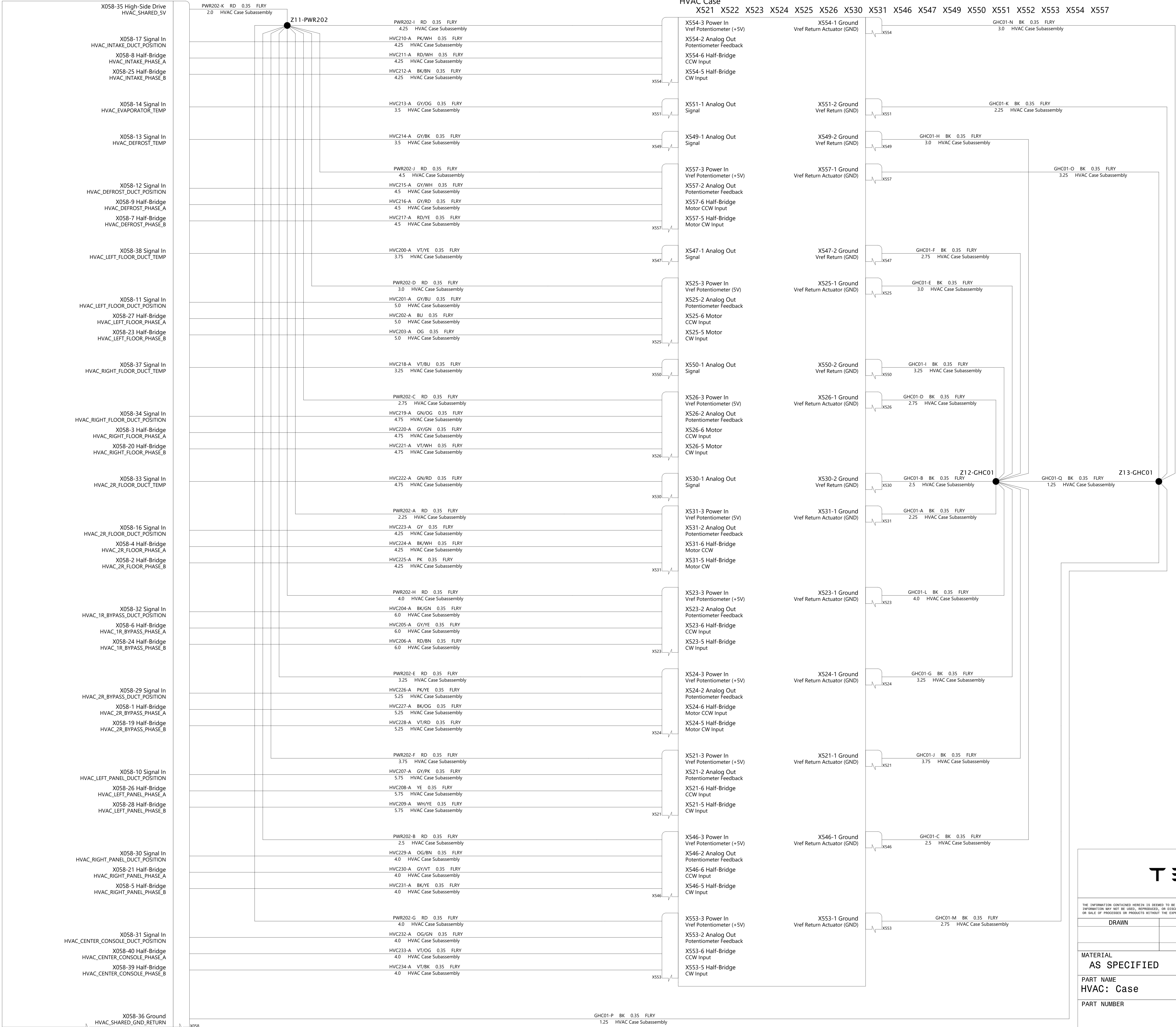


THE INFORMATION CONTAINED HEREIN IS DEEMED TO BE CONFIDENTIAL, PROPRIETARY, AND A TRADE SECRET OF TESLA MOTORS. THIS INFORMATION MAY NOT BE USED, REPRODUCED, OR DISCLOSED AS THE DIRECT OR INDIRECT BASIS FOR THE DEVELOPMENT, MANUFACTURE, OR SALE OF PROCESSES OR PRODUCTS WITHOUT THE EXPRESSED WRITTEN CONSENT OF TESLA MOTORS.

|                                      |                           |               |
|--------------------------------------|---------------------------|---------------|
| DRAWN                                | CHECKED                   | APPROVED      |
| MATERIAL<br>AS SPECIFIED             | FINISHING<br>AS SPECIFIED | SCALE<br>NONE |
| PART NAME<br>HVAC: Cabin Climate 2/2 |                           |               |
| PART NUMBER                          | REV                       | SHEET         |
|                                      | 1                         | 36 OF 61      |
|                                      |                           | SIZE<br>A0    |

Body Controller Right  
B,W,J,D X051 X052 X054 X060A/B X062 X053A/B X055 X056 X058 X059


HVAC Case  
X521 X522 X523 X524 X525 X526 X530 X531 X546 X547 X549 X550 X551 X552 X553 X554 X557



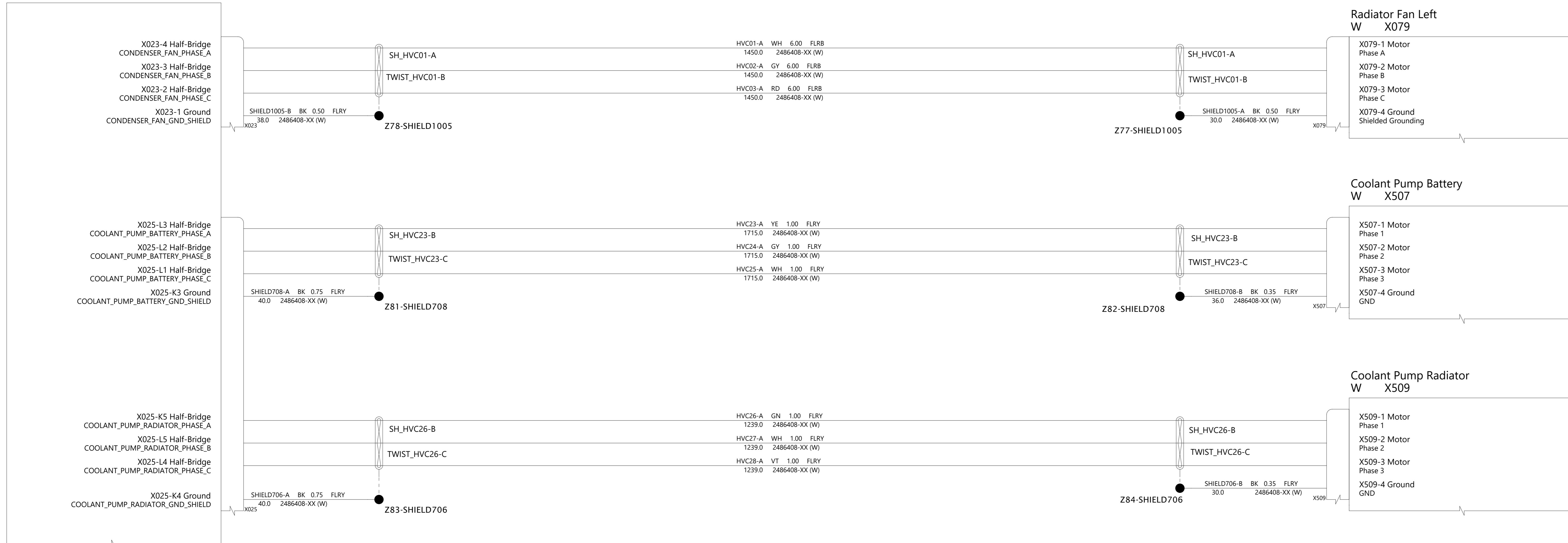
THE INFORMATION CONTAINED HEREIN IS DEEMED TO BE CONFIDENTIAL, PROPRIETARY, AND A TRADE SECRET OF TESLA MOTORS. THIS INFORMATION MAY NOT BE USED, REPRODUCED, OR DISCLOSED AS THE DIRECT OR INDIRECT BASIS FOR THE DEVELOPMENT, MANUFACTURE, OR SALE OF PROCESSES OR PRODUCTS WITHOUT THE EXPRESSED WRITTEN CONSENT OF TESLA MOTORS.

| DRAWN                    | CHECKED                   | APPROVED      |
|--------------------------|---------------------------|---------------|
|                          |                           |               |
| MATERIAL<br>AS SPECIFIED | FINISHING<br>AS SPECIFIED | SCALE<br>NONE |
| PART NAME<br>HVAC: Case  |                           |               |
| PART NUMBER              | REV                       | SHEET         |
|                          | 1                         | 38 of 63      |
|                          |                           | SIZE<br>A0    |

Body Controller Front  
U, W X021 X010 X011 X012 X013 X014

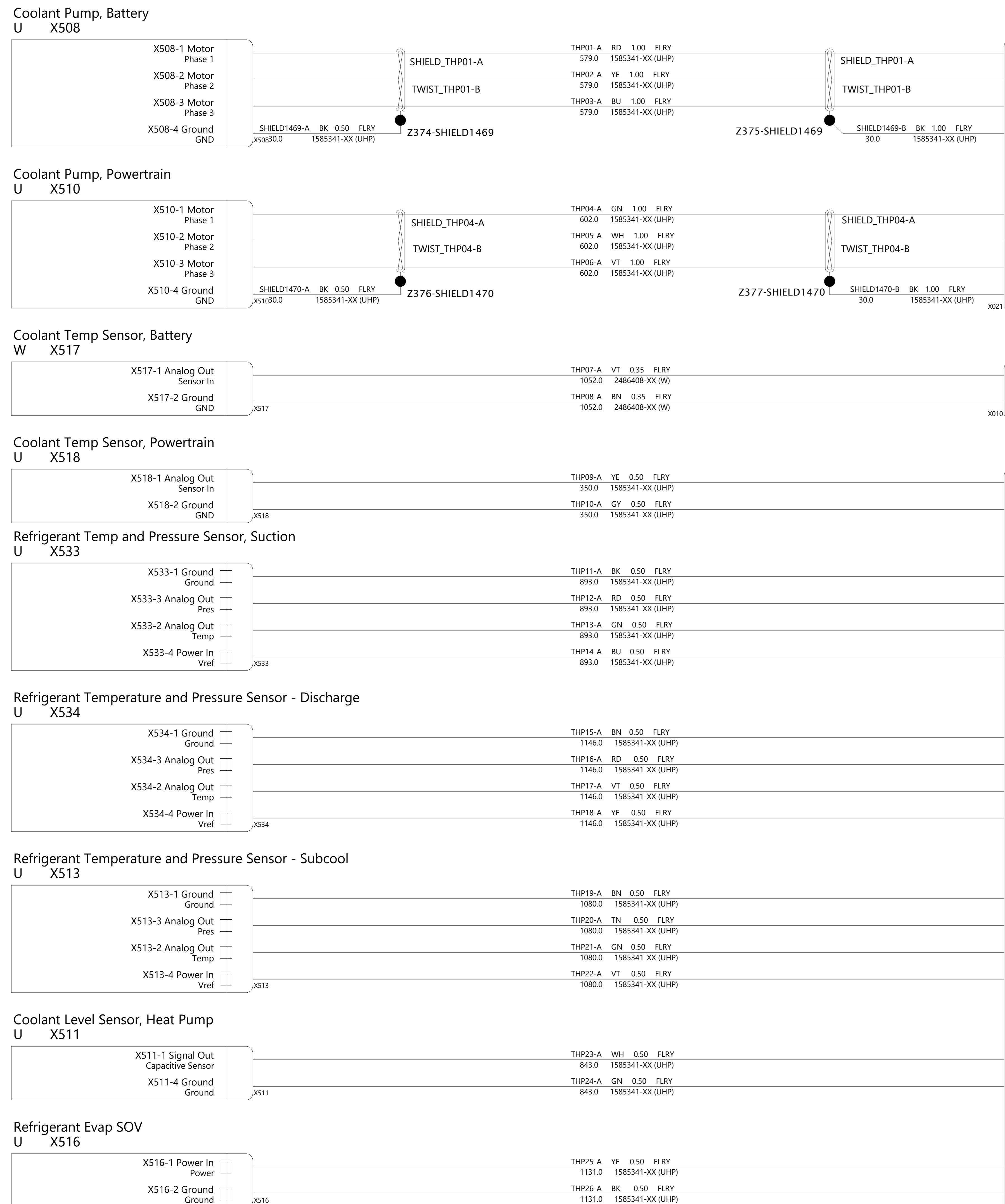


Body Controller Battery  
W X025 X022 X023 X024 X026

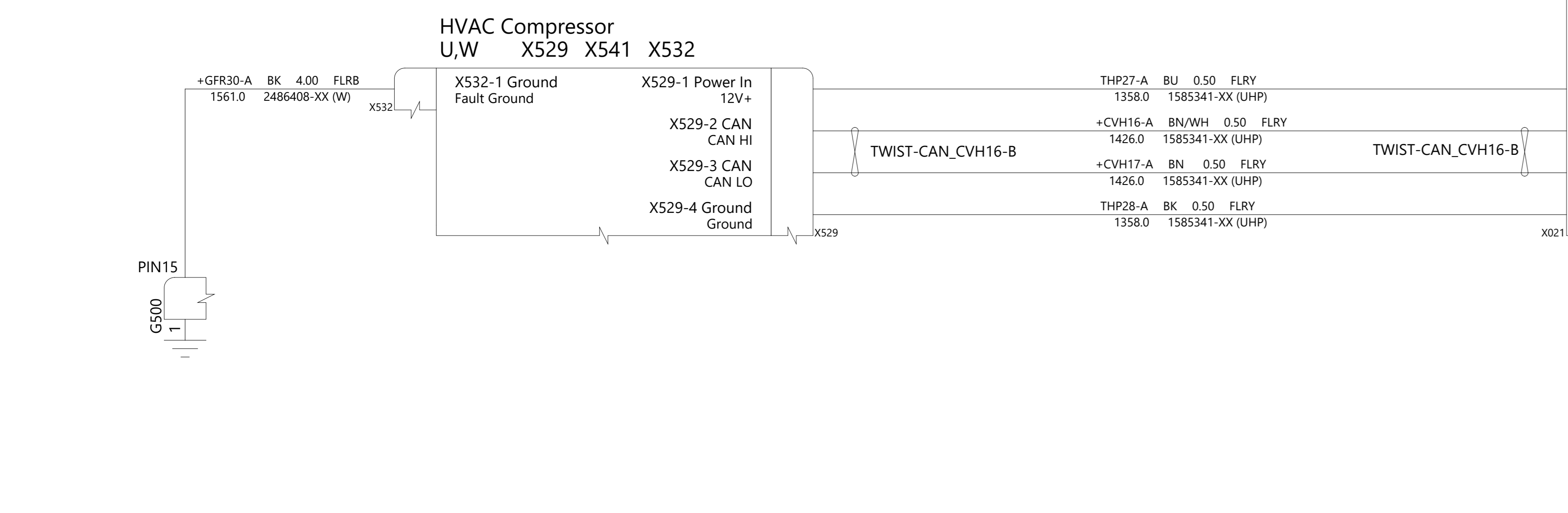
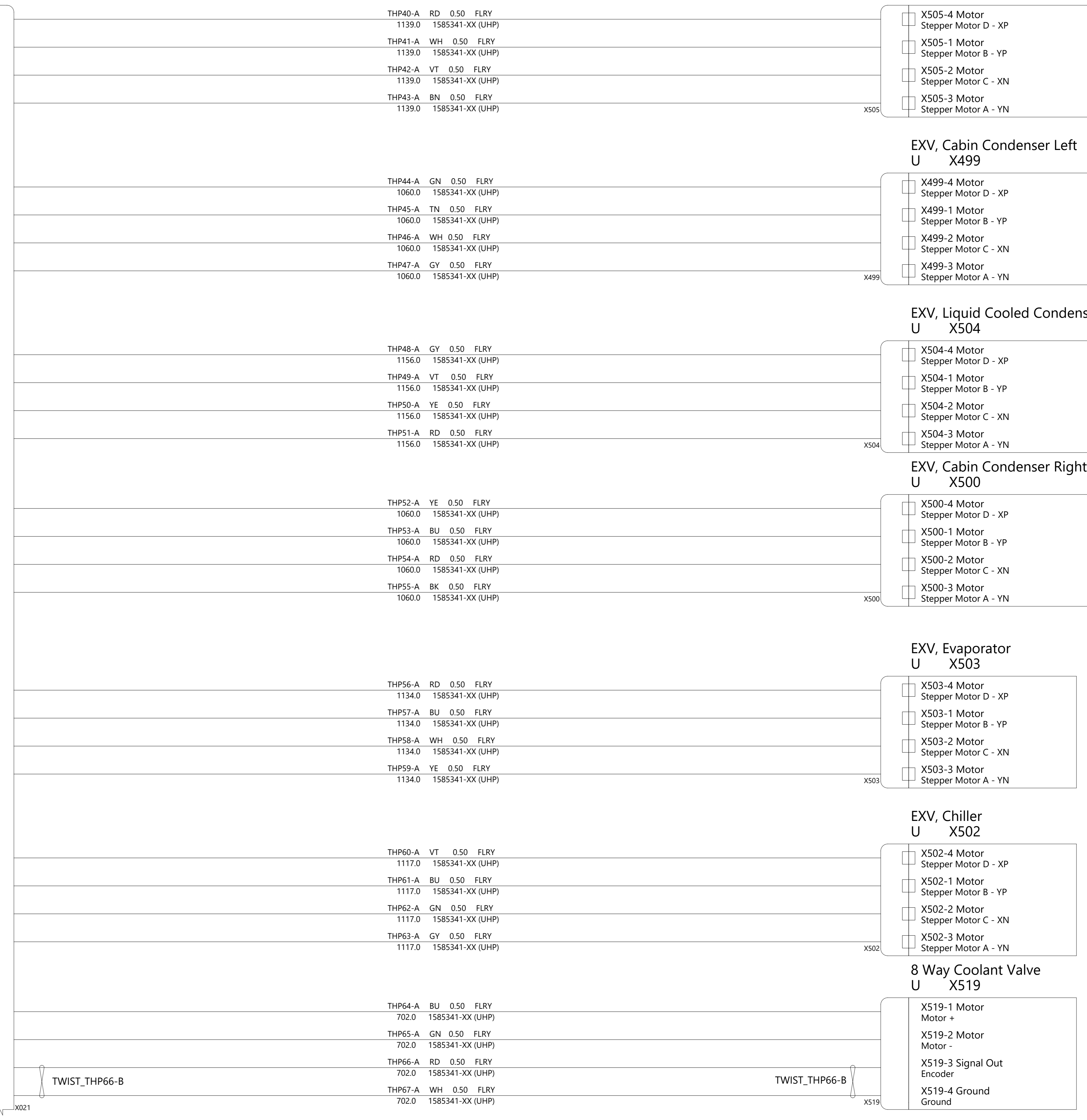
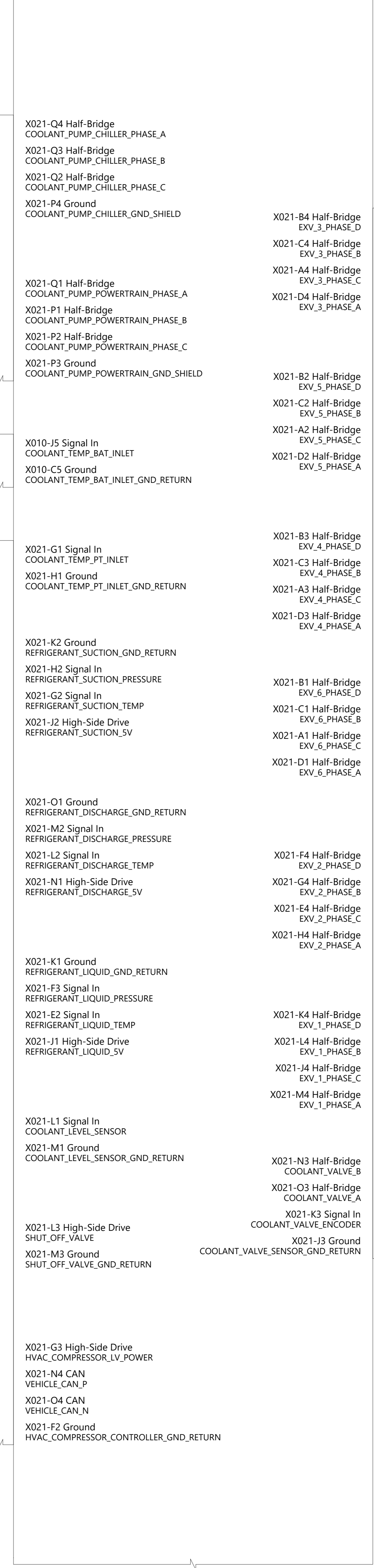


THE INFORMATION CONTAINED HEREIN IS DEEMED TO BE CONFIDENTIAL, PROPRIETARY, AND A TRADE SECRET OF TESLA MOTORS. THIS INFORMATION MAY NOT BE USED, REPRODUCED, OR DISCLOSED AS THE DIRECT OR INDIRECT BASIS FOR THE DEVELOPMENT, MANUFACTURE, OR SALE OF PROCESSES OR PRODUCTS WITHOUT THE EXPRESS WRITTEN CONSENT OF TESLA MOTORS.

|   |                           |               |
|---|---------------------------|---------------|
| DRAWN                                   | CHECKED                   | APPROVED      |
|   |                           |               |
| MATERIAL<br>AS SPECIFIED                | FINISHING<br>AS SPECIFIED | SCALE<br>NONE |
| PART NAME<br>HVAC: Powertrain & Battery |                           |               |
| PART NUMBER                             | REV                       | SHEET         |
|   | 1                         | 38 of 61      |
|   |                           |               |
|   |                           |               |



**Body Controller Front**  
U, W X021 X010 X011 X012 X013 X014

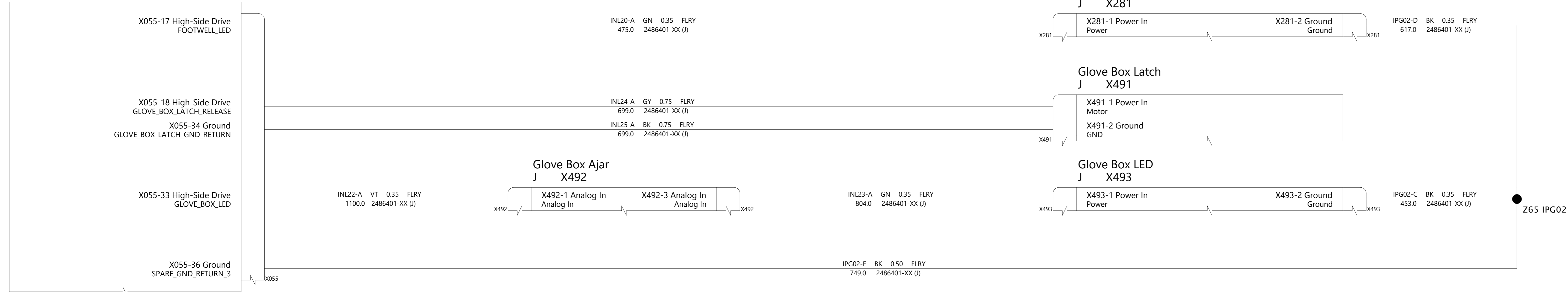


**TESLA**

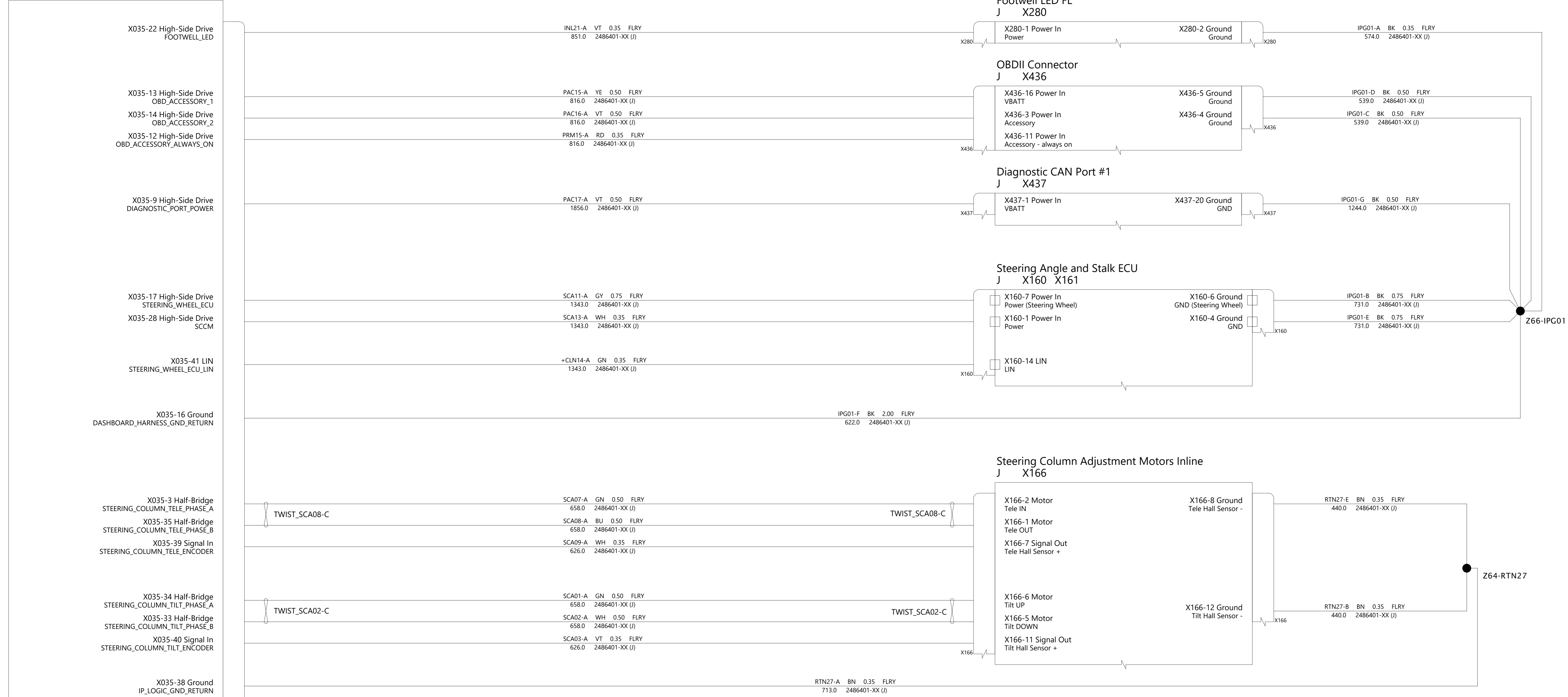
THE INFORMATION CONTAINED HEREIN IS DEEMED TO BE CONFIDENTIAL, PROPRIETARY, AND A TRADE SECRET OF TESLA MOTORS. THIS INFORMATION MAY NOT BE USED, REPRODUCED, OR DISCLOSED AS THE DIRECT OR INDIRECT BASIS FOR THE DEVELOPMENT, MANUFACTURE, OR SALE OF PROCESSES OR PRODUCTS WITHOUT THE EXPRESS WRITTEN CONSENT OF TESLA MOTORS.

|                                |                           |               |
|--------------------------------|---------------------------|---------------|
| DRAWN                          | CHECKED                   | APPROVED      |
| MATERIAL<br>AS SPECIFIED       | FINISHING<br>AS SPECIFIED | SCALE<br>NONE |
| PART NAME<br>HVAC: Thermal Bar |                           |               |
| PART NUMBER                    | REV                       | SHEET         |
|                                | 1                         | 39 OF 61      |
|                                |                           | SIZE<br>A0    |

**Body Controller Right**  
B,W,J,D X051 X052 X054 X060A/B X062 X053A/B X055 X056 X058 X059



**Body Controller Left**  
A,W,J,D X031 X032 X034 X038A/B X039 X037 X033A/B X035 X036



**TESLA**

THE INFORMATION CONTAINED HEREIN IS DEEMED TO BE CONFIDENTIAL, PROPRIETARY, AND A TRADE SECRET OF TESLA MOTORS. THIS INFORMATION MAY NOT BE USED, REPRODUCED, OR DISCLOSED AS THE DIRECT OR INDIRECT BASIS FOR THE DEVELOPMENT, MANUFACTURE, OR SALE OF PROCESSES OR PRODUCTS WITHOUT THE EXPRESSED WRITTEN CONSENT OF TESLA MOTORS.

|       |         |          |
|-------|---------|----------|
| DRAWN | CHECKED | APPROVED |
|-------|---------|----------|

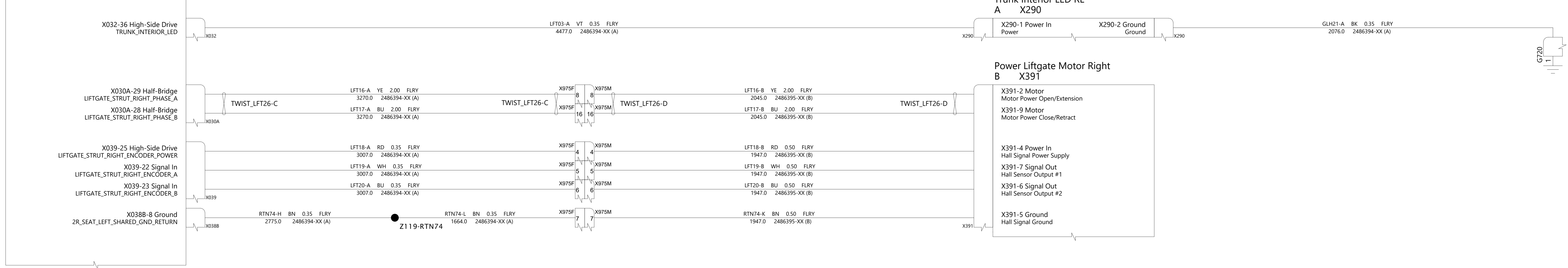
|                          |                           |               |
|--------------------------|---------------------------|---------------|
| MATERIAL<br>AS SPECIFIED | FINISHING<br>AS SPECIFIED | SCALE<br>NONE |
|--------------------------|---------------------------|---------------|

PART NAME  
**Instrumental Panel**

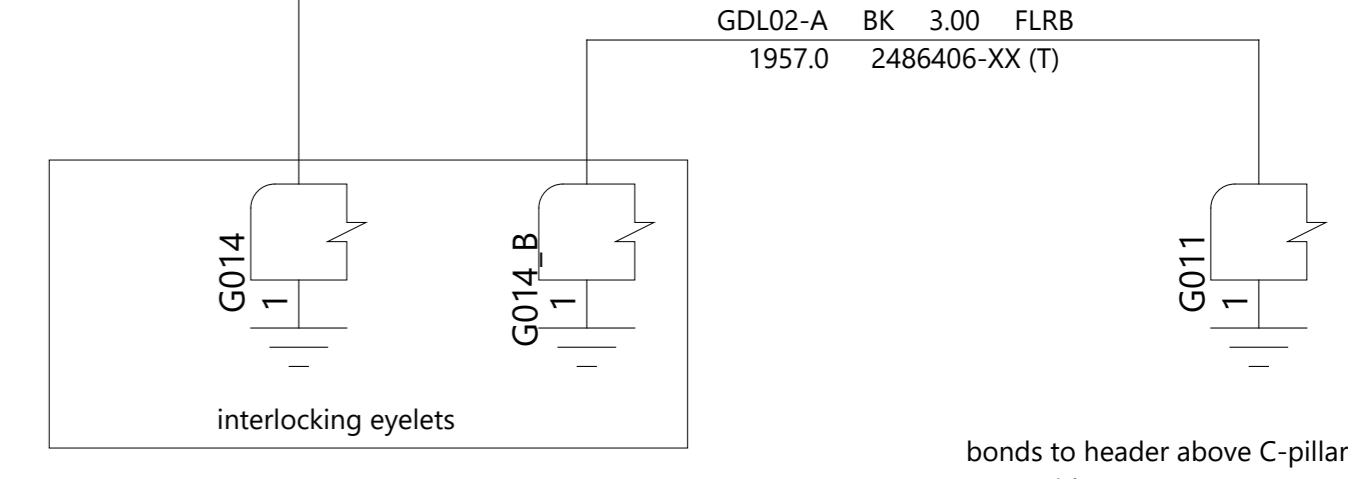
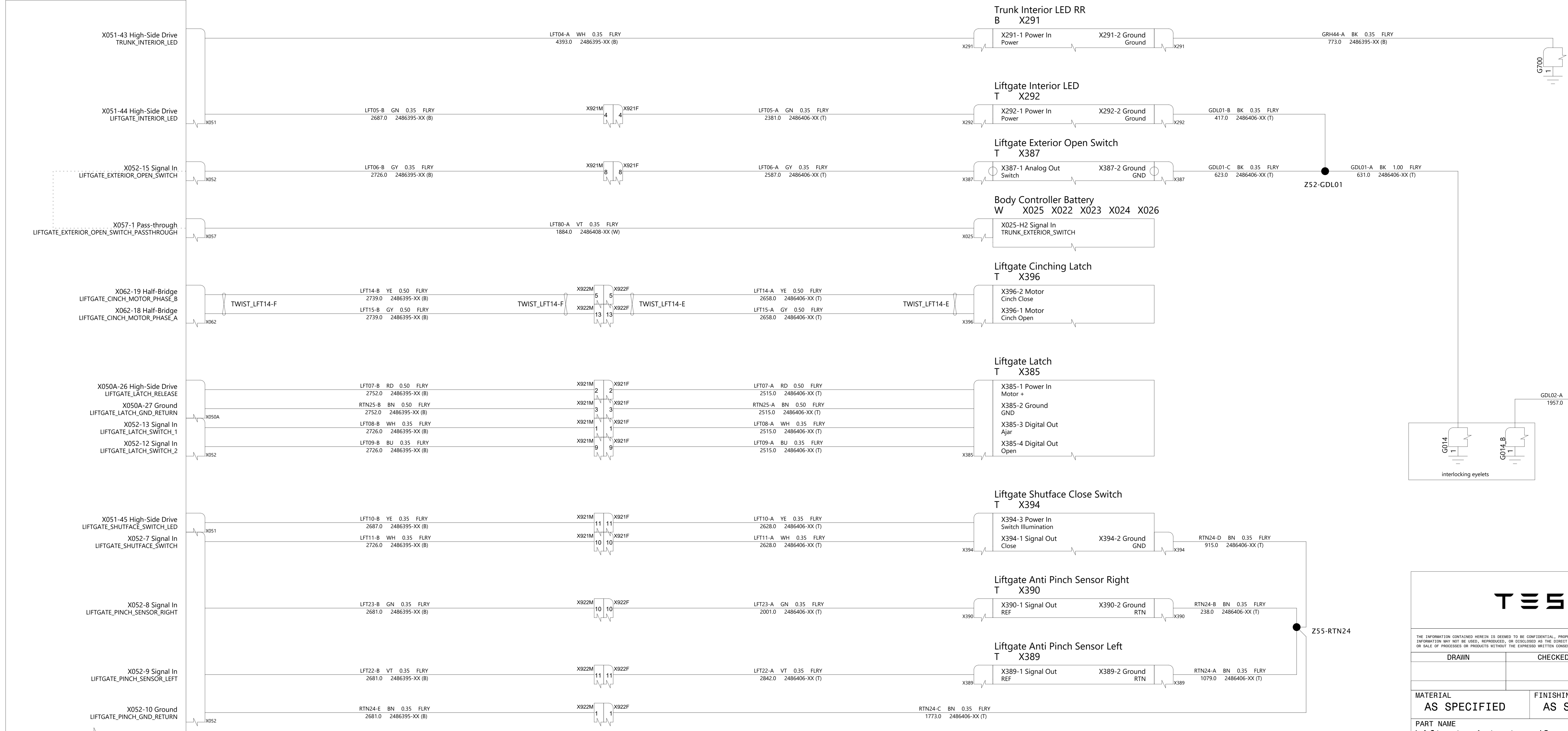
|             |          |                   |            |
|-------------|----------|-------------------|------------|
| PART NUMBER | REV<br>1 | SHEET<br>40 OF 61 | SIZE<br>A0 |
|-------------|----------|-------------------|------------|



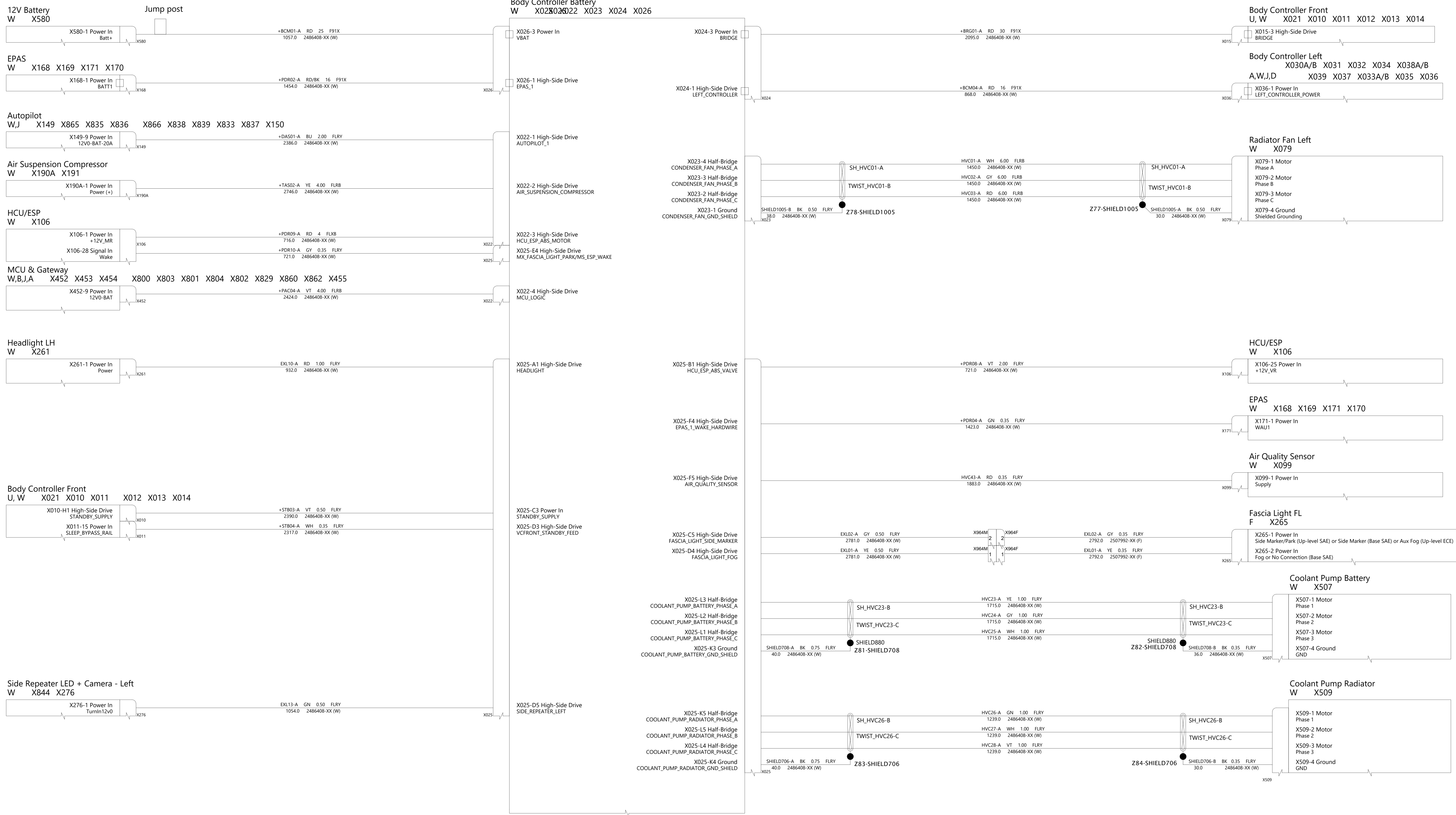
**Body Controller Left**  
A,W,J,D X031 X032 X034 X038A/B X039 X037 X033A/B X035 X036



**Body Controller Right**  
B,W,J,D X051 X052 X054 X060A/B X062 X053A/B X055 X056 X058 X059



|  |         |                           |      |
|--|---------|---------------------------|------|
| <b>TESLA</b>   |         |                           |      |
| THE INFORMATION CONTAINED HEREIN IS DEEMED TO BE CONFIDENTIAL, PROPRIETARY, AND A TRADE SECRET OF TESLA MOTORS. THIS INFORMATION MAY NOT BE USED, REPRODUCED, OR DISCLOSED AS THE DIRECT OR INDIRECT BASIS FOR THE DEVELOPMENT, MANUFACTURE, OR SALE OF PROCESSES OR PRODUCTS WITHOUT THE EXPRESSED WRITTEN CONSENT OF TESLA MOTORS. |         |                           |      |
| DRAWN  | CHECKED | APPROVED                  |      |
| MATERIAL<br>AS SPECIFIED   |         | FINISHING<br>AS SPECIFIED |      |
| PART NAME<br>Liftgate Actuators/Sensors  |         | SCALE<br>NONE             |      |
| PART NUMBER  | REV     | SHEET                     | SIZE |
|  | 1       | 41 OF 61                  | A0   |



**TESLA**

THE INFORMATION CONTAINED HEREIN IS DEEMED TO BE CONFIDENTIAL, PROPRIETARY, AND A TRADE SECRET OF TESLA MOTORS. THIS INFORMATION MAY NOT BE USED, REPRODUCED, OR DISCLOSED AS THE DIRECT OR INDIRECT BASIS FOR THE DEVELOPMENT, MANUFACTURE, OR SALE OF PROCESSES OR PRODUCTS WITHOUT THE EXPRESSED WRITTEN CONSENT OF TESLA MOTORS.

| DRAWN | CHECKED | APPROVED |
|-------|---------|----------|
|       |         |          |


| MATERIAL AS SPECIFIED | FINISHING AS SPECIFIED | SCALE NONE |
|-----------------------|------------------------|------------|
|                       |                        |            |

PART NAME  
**Power Distribution, Battery Controller**

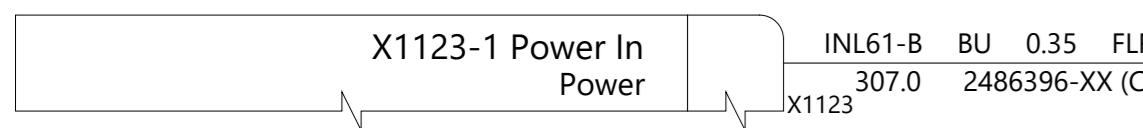
| PART NUMBER | REV | SHEET    | SIZE |
|-------------|-----|----------|------|
|             | 1   | 42 OF 61 | A0   |



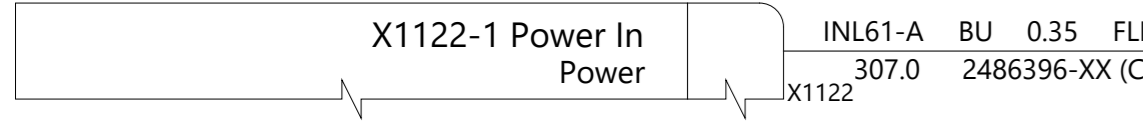
**DRLH || DRRH**  
Accelerator Pedal  
A X252



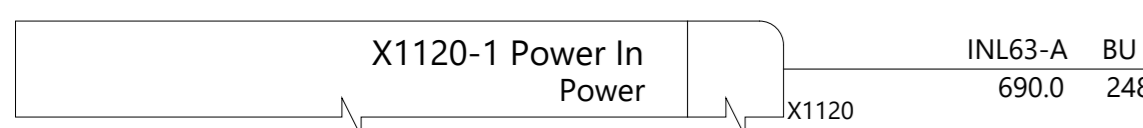
Center Console Light Pipe FR  
C X1123



Center Console Light Pipe FL  
C X1122



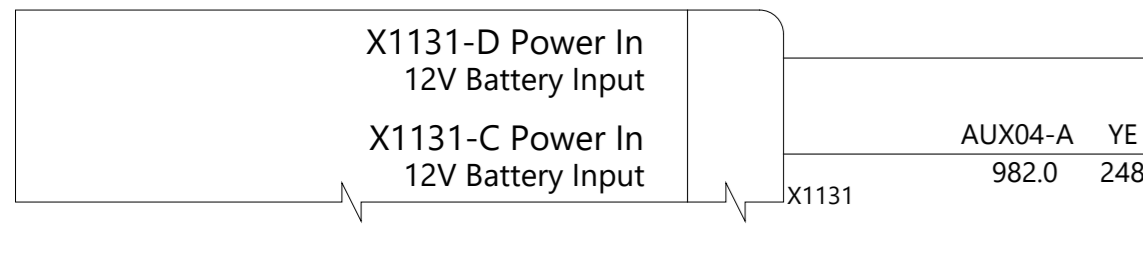
Center Console Light Pipe Rear  
C X1120



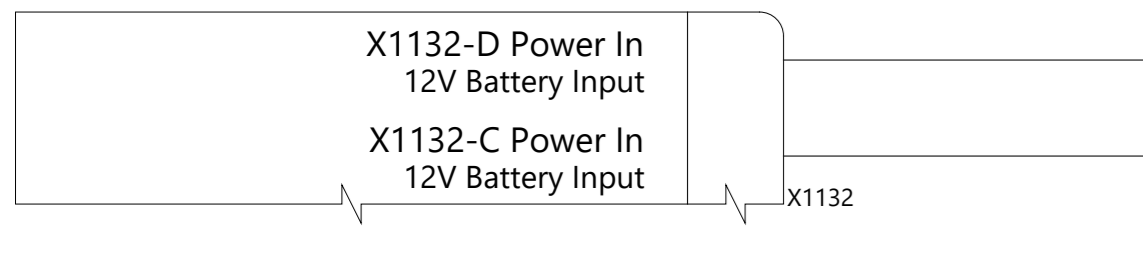
Center Console Center Footwell  
C X1124



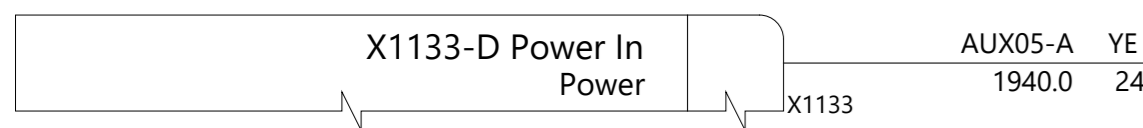
USB Ports Front  
C X1131 X881



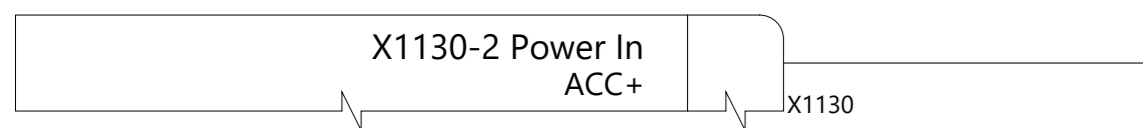
USB Ports Rear  
C X1132



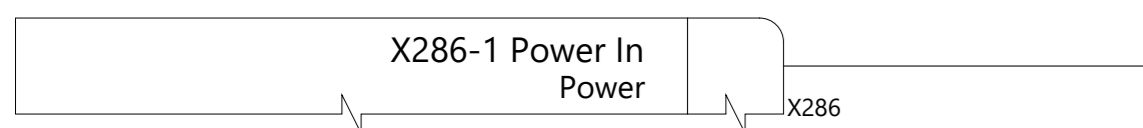
Inductive Charger Front  
C X1133



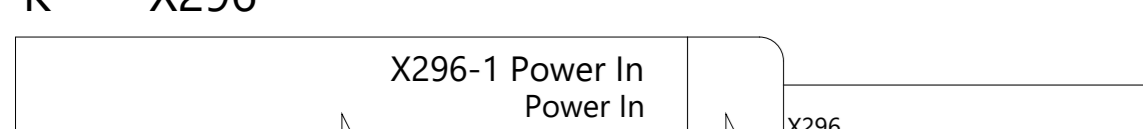
12V Power Socket  
C X1130



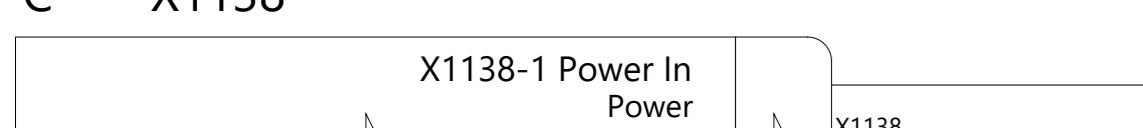
Map Light RL  
K X286



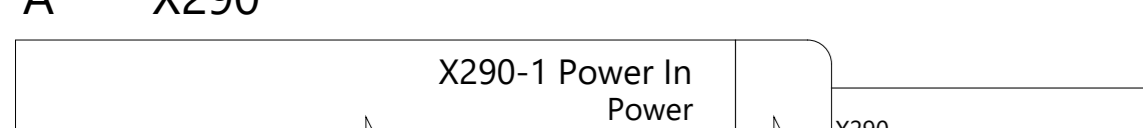
Vanity LED + Switch Left  
K X296



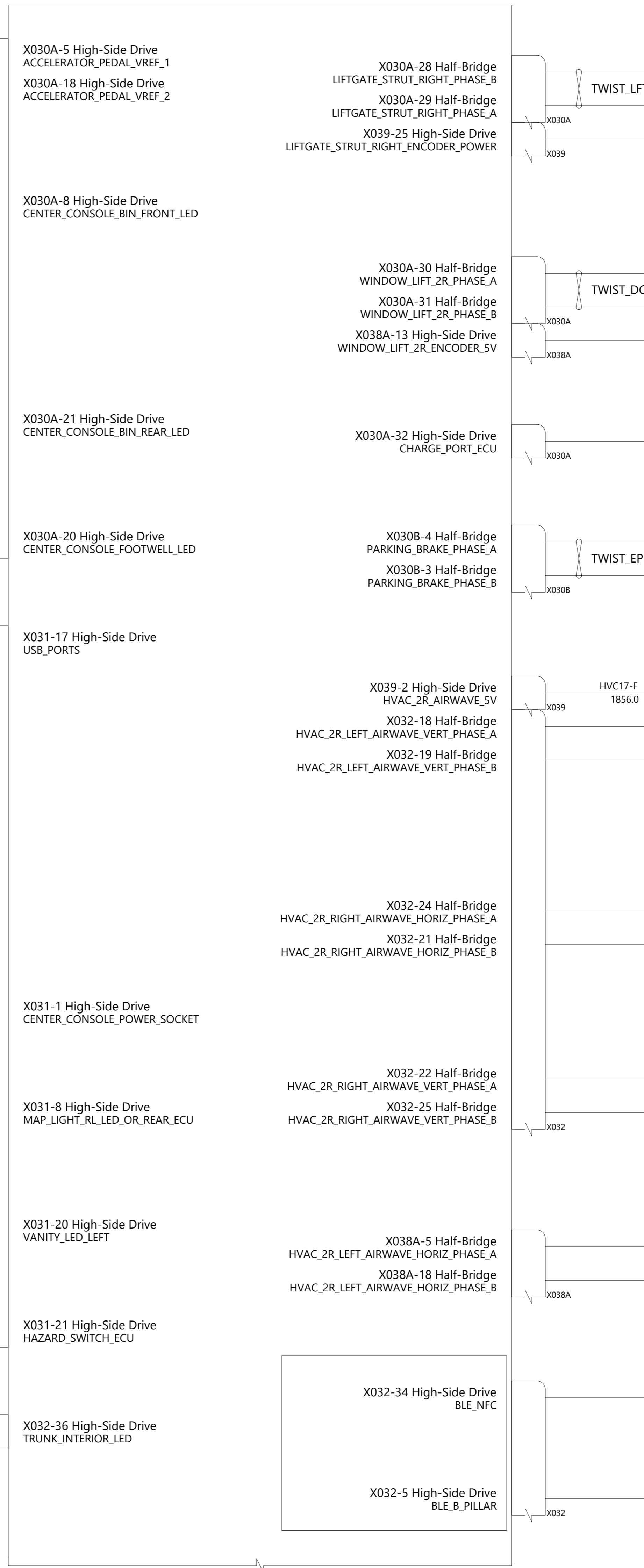
Hazard + PRND Switch  
C X1138



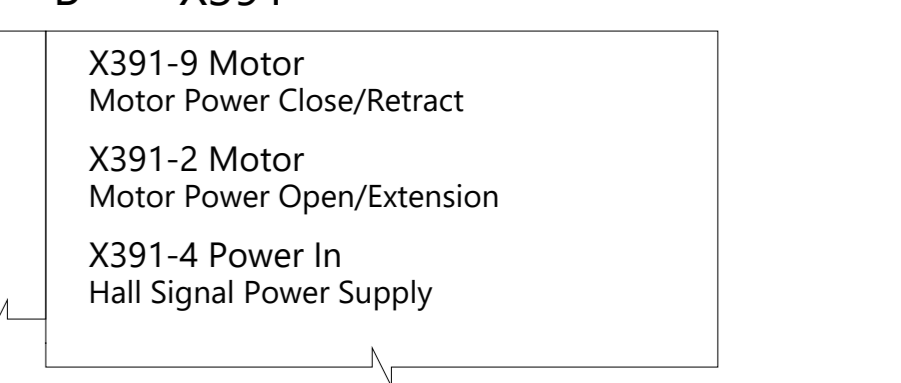
Trunk Interior LED RL  
A X290



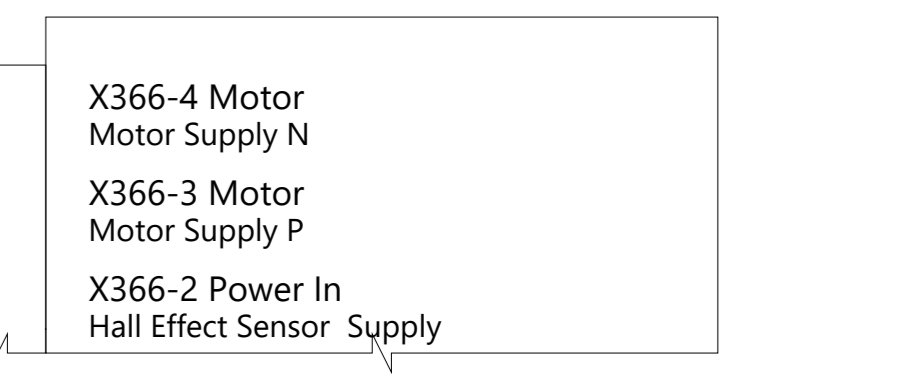
Body Controller Left  
A,W,J,D X031 X032 X034 X038A/B X039 X037 X033A/B35 X036



Power Liftgate Motor Right  
B X391



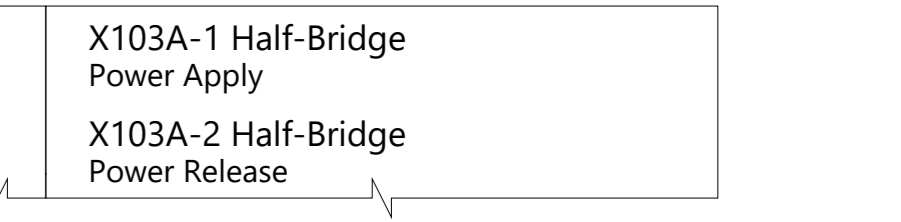
Window Motor RL  
R X366



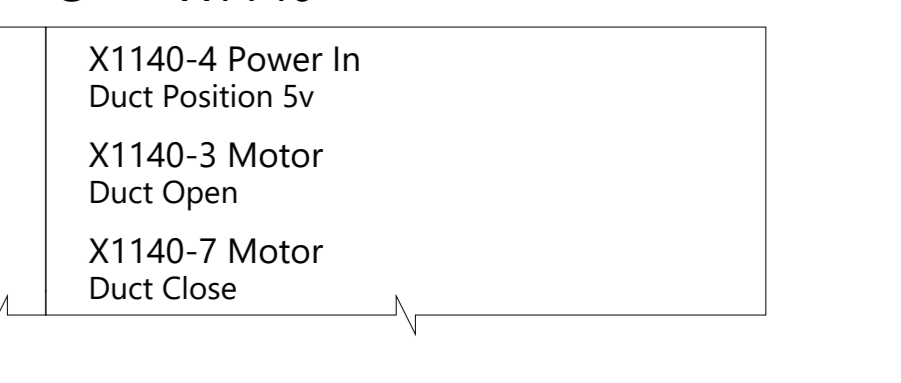
Charge Port ECU  
A X049 X048 X047



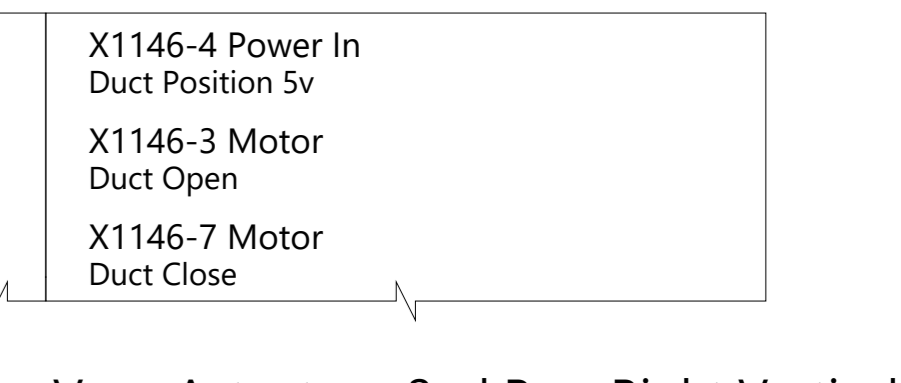
Park Brake Caliper LH  
XL X103A



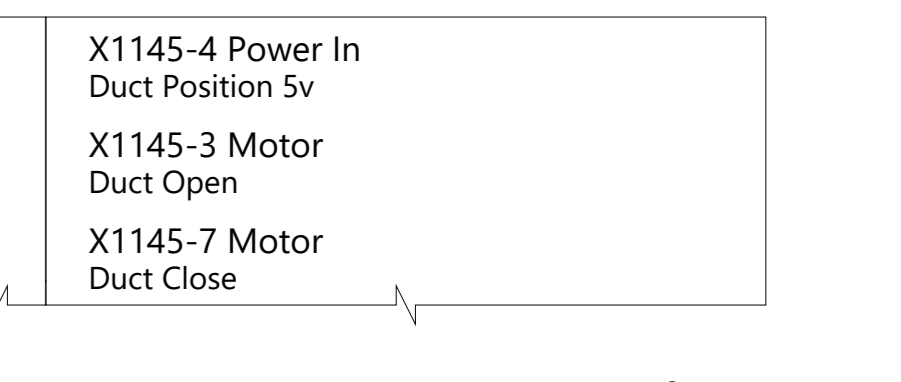
Vane Actuator - 2nd Row Left Vertical  
C X1140



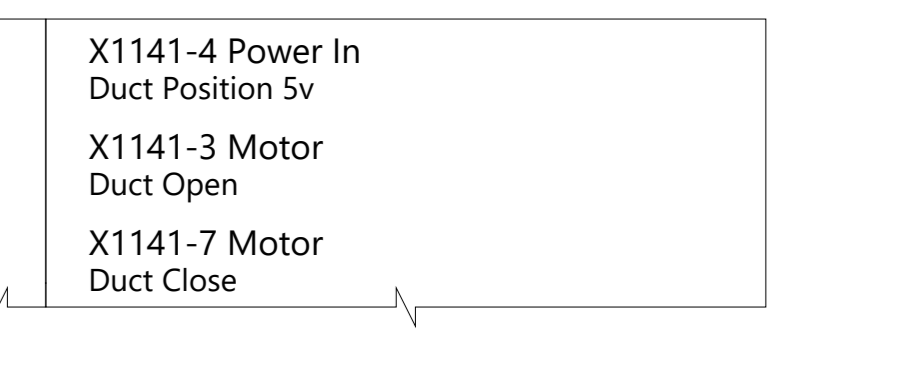
Vane Actuator - 2nd Row Right Horizontal  
C X1146



Vane Actuator - 2nd Row Right Vertical  
C X1145



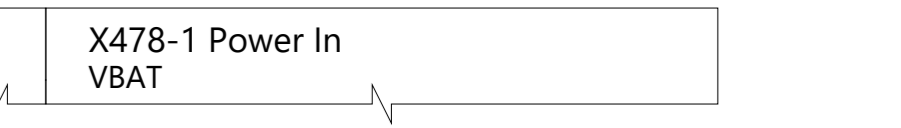
Vane Actuator - 2nd Row Left Horizontal  
C X1141



Authentication Endpoint NFC Charger  
C X496

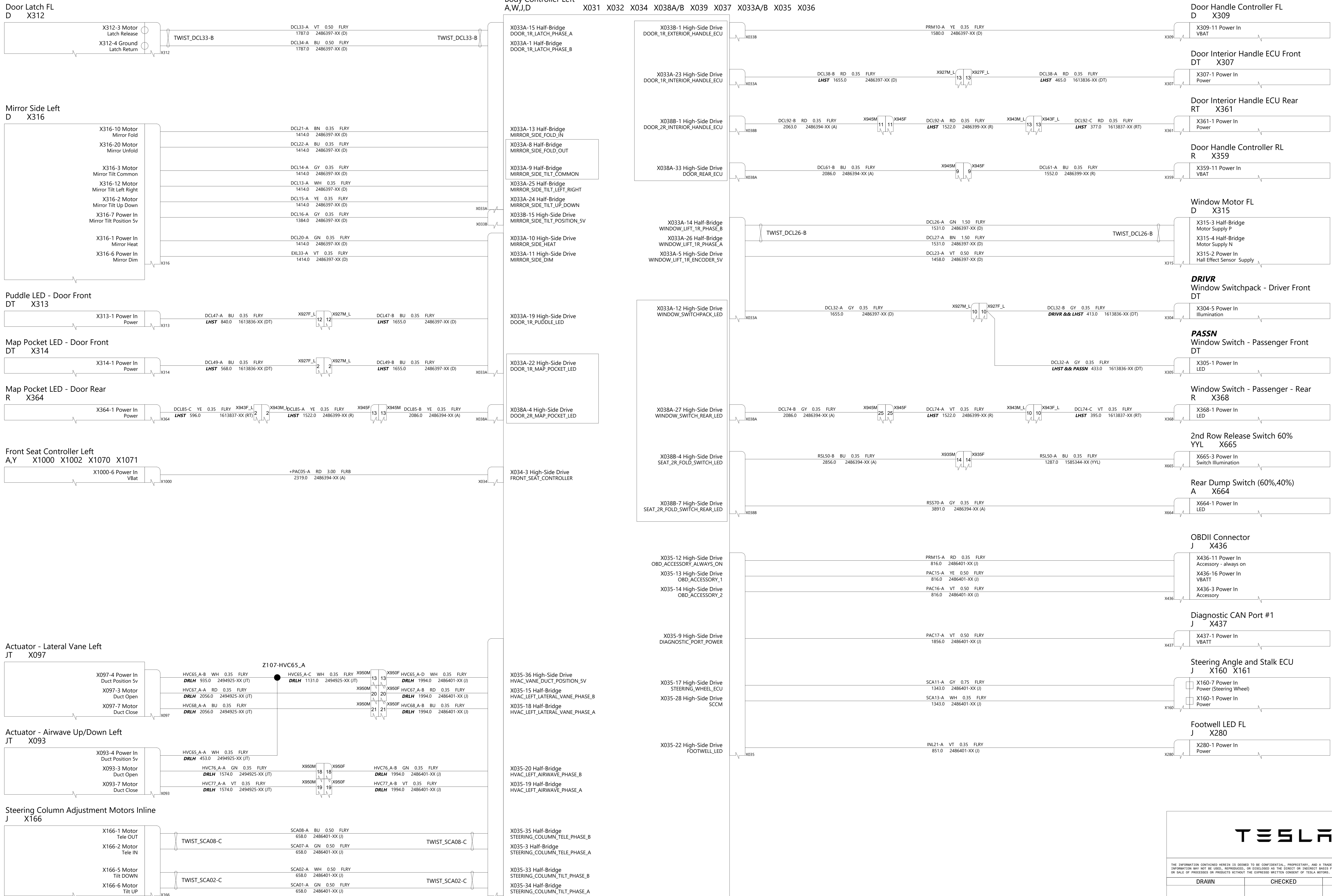


Authentication Endpoint B-Pillar LH  
A X478



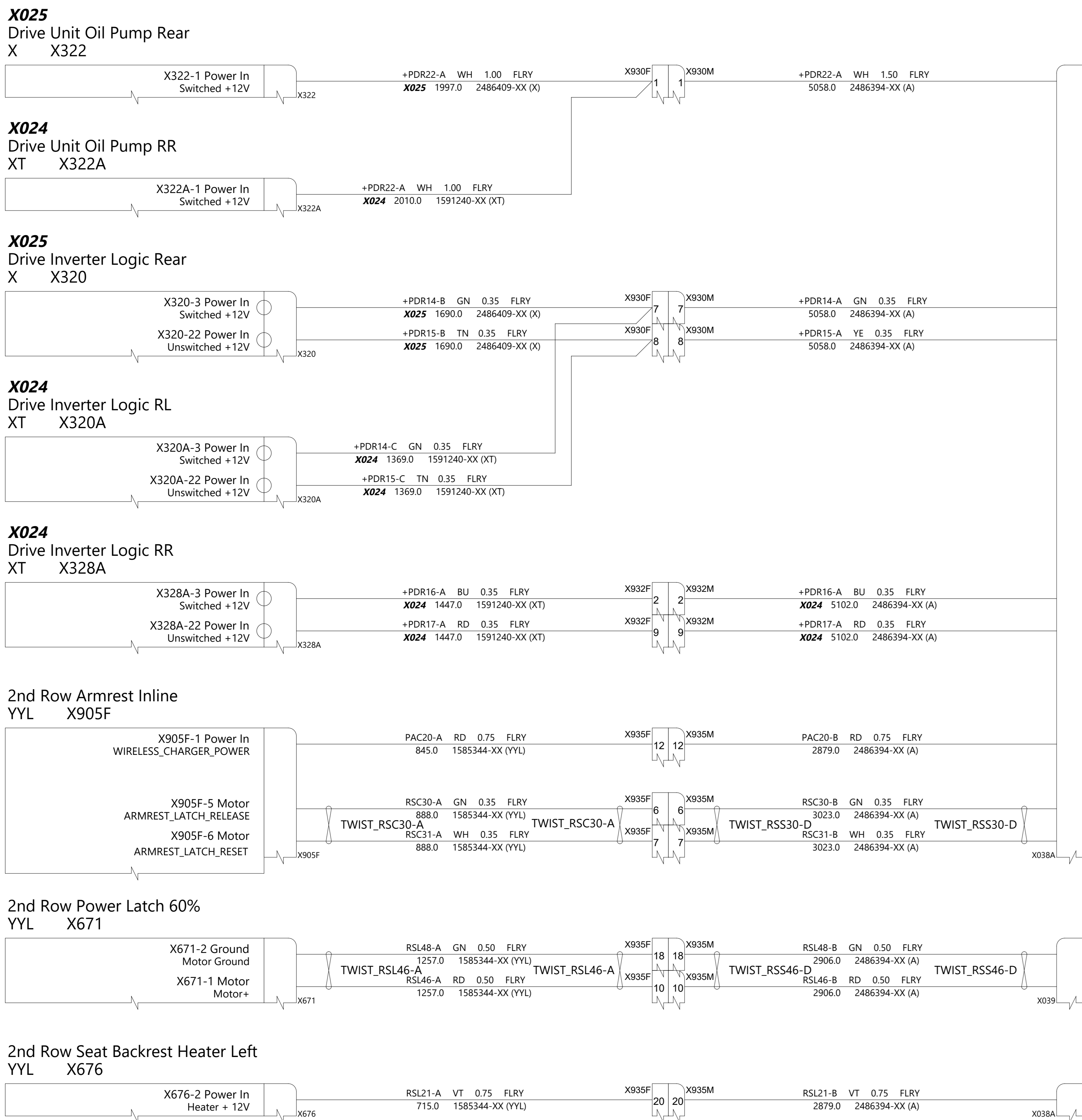
THE INFORMATION CONTAINED HEREIN IS DEEMED TO BE CONFIDENTIAL, PROPRIETARY, AND A TRADE SECRET OF TESLA MOTORS. THIS INFORMATION MAY NOT BE USED, REPRODUCED, OR DISCLOSED AS THE DIRECT OR INDIRECT BASIS FOR THE DEVELOPMENT, MANUFACTURE, OR SALE OF PROCESSES OR PRODUCTS WITHOUT THE EXPRESSED WRITTEN CONSENT OF TESLA MOTORS.

| DRAWN  | CHECKED                | APPROVED   |
|--|------------------------|------------|
|  |                        |            |
| MATERIAL AS SPECIFIED                                | FINISHING AS SPECIFIED | SCALE NONE |
| PART NAME<br>Power Distribution, Left Controller 1/3 |                        |            |
| PART NUMBER  | REV                    | SHEET      |
|  | 1                      | 44 OF 61   |
|  |                        | SIZE A0    |




THE INFORMATION CONTAINED HEREIN IS DEEMED TO BE CONFIDENTIAL, PROPRIETARY, AND A TRADE SECRET OF TESLA MOTORS. THIS INFORMATION MAY NOT BE USED, REPRODUCED, OR DISCLOSED AS THE DIRECT OR INDIRECT BASIS FOR THE DEVELOPMENT, MANUFACTURE, OR SALE OF PROCESSES OR PRODUCTS WITHOUT THE EXPRESSED WRITTEN CONSENT OF TESLA MOTORS.

| DRAWN  | CHECKED                | APPROVED   |
|--|------------------------|------------|
|  |                        |            |
| MATERIAL AS SPECIFIED                                | FINISHING AS SPECIFIED | SCALE NONE |
| PART NAME<br>Power Distribution, Left Controller 2/3 |                        |            |
| PART NUMBER  | REV                    | SHEET      |
|  | 1                      | 45 OF 61   |
|  |                        | SIZE A0    |

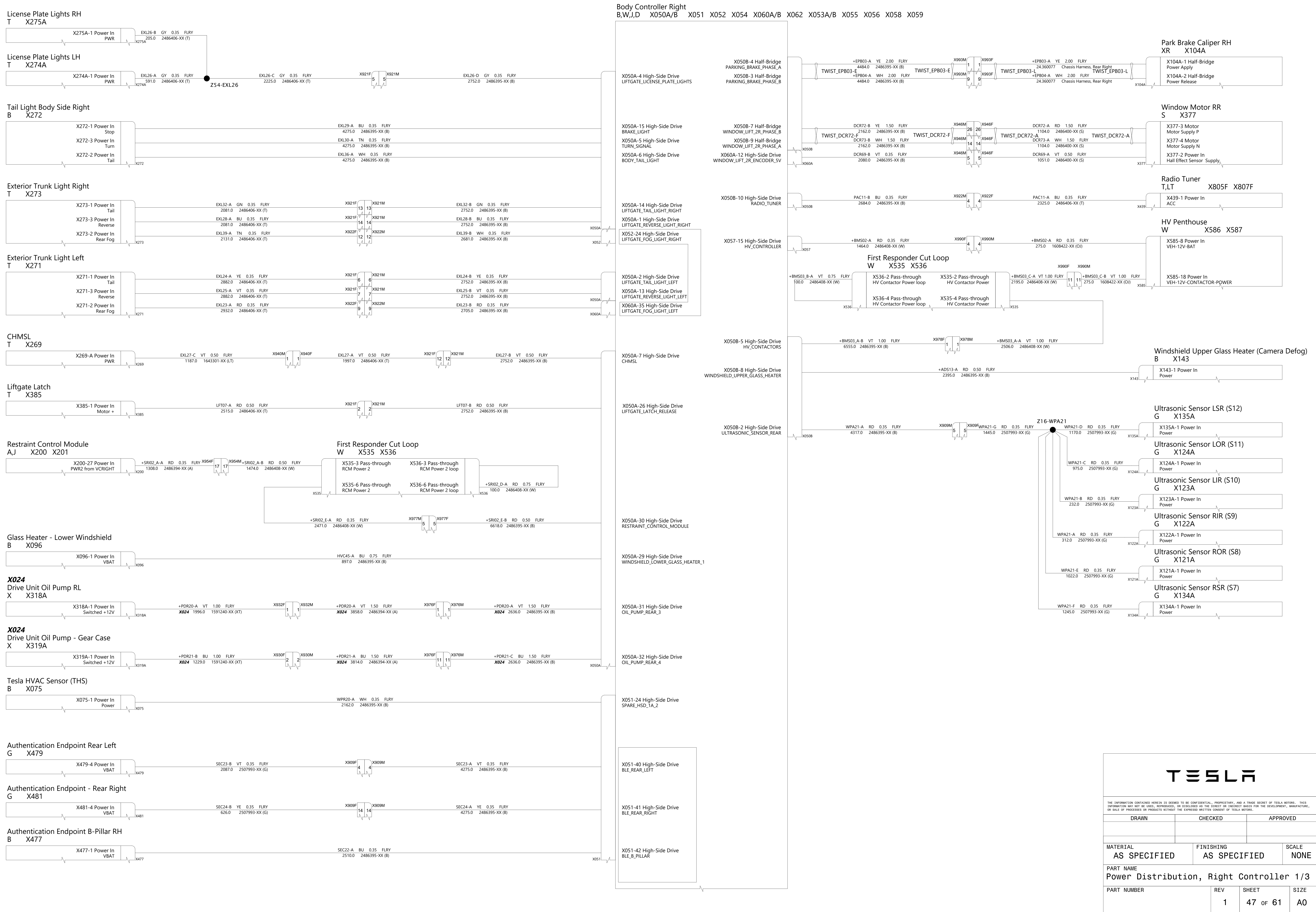


**Body Controller Left**  
A,W,I,D X031 X032 X034 X038A/B X039 X037 X033A/B X035 X036



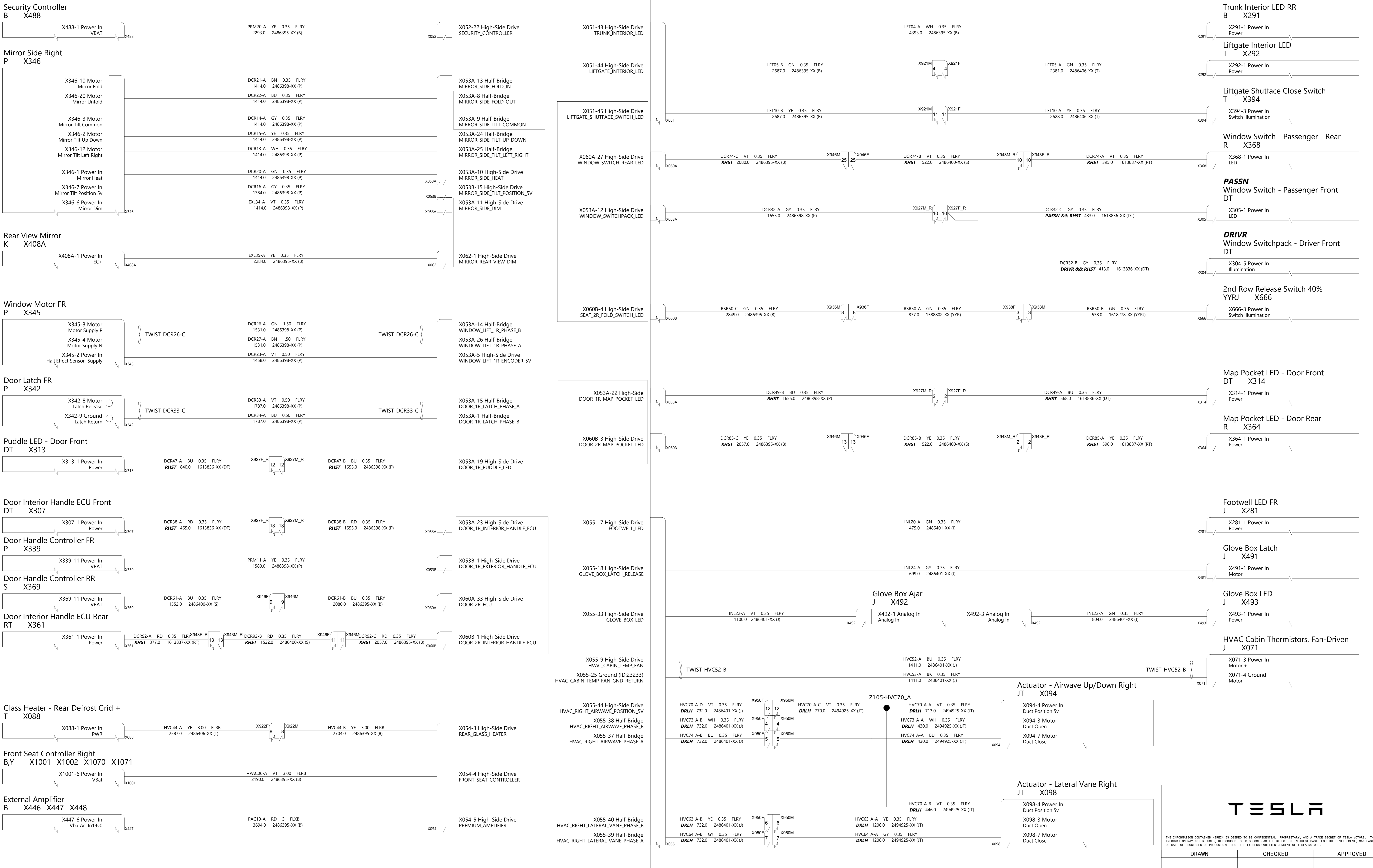
THE INFORMATION CONTAINED HEREIN IS DEEMED TO BE CONFIDENTIAL, PROPRIETARY, AND A TRADE SECRET OF TESLA MOTORS. THIS INFORMATION MAY NOT BE USED, REPRODUCED, OR DISCLOSED AS THE DIRECT OR INDIRECT BASIS FOR THE DEVELOPMENT, MANUFACTURE, OR SALE OF PROCESSES OR PRODUCTS WITHOUT THE EXPRESSED WRITTEN CONSENT OF TESLA MOTORS.

|  |                           |               |
|--|---------------------------|---------------|
| DRAWN  | CHECKED                   | APPROVED      |
| MATERIAL<br>AS SPECIFIED                             | FINISHING<br>AS SPECIFIED | SCALE<br>NONE |
| PART NAME<br>Power Distribution, Left Controller 3/3 |                           |               |
| PART NUMBER  | REV                       | SHEET         |
|  | 1                         | 46 of 61      |
|  |                           | SIZE<br>A0    |




|  |                           |               |      |
|--|---------------------------|---------------|------|
| <b>TESLA</b>   |                           |               |      |
| THE INFORMATION CONTAINED HEREIN IS DEEMED TO BE CONFIDENTIAL, PROPRIETARY, AND A TRADE SECRET OF TESLA MOTORS. THIS INFORMATION MAY NOT BE USED, REPRODUCED, OR DISCLOSED AS THE DIRECT OR INDIRECT BASIS FOR THE DEVELOPMENT, MANUFACTURE, OR SALE OF PROCESSES OR PRODUCTS WITHOUT THE EXPRESSED WRITTEN CONSENT OF TESLA MOTORS. |                           |               |      |
| DRAWN  | CHECKED                   | APPROVED      |      |
| MATERIAL<br>AS SPECIFIED   | FINISHING<br>AS SPECIFIED | SCALE<br>NONE |      |
| PART NAME<br>Power Distribution, Right Controller 1/3  |                           |               |      |
| PART NUMBER  | REV                       | SHEET         | SIZE |
|  | 1                         | 47 OF 61      | A0   |

Body Controller Right  
B,W,J,D X050A/B X051 X052 X054 X060A/B X062 X053A/B X055 X056 X058 X059



|   |                           |               |      |
|---|---------------------------|---------------|------|
| <b>TESLA</b>  |                           |               |      |
| THE INFORMATION CONTAINED HEREIN IS DEEMED TO BE CONFIDENTIAL, PROPRIETARY, AND A TRADE SECRET OF TESLA MOTORS. THIS INFORMATION MAY NOT BE USED, REPRODUCED, OR DISCLOSED AS THE DIRECT OR INDIRECT BASIS FOR THE DEVELOPMENT, MANUFACTURE, OR SALE OF PROCEDES OR PRODUCTS WITHOUT THE EXPRESSED WRITTEN CONSENT OF TESLA MOTORS. |                           |               |      |
| DRAWN   | CHECKED                   | APPROVED      |      |
| MATERIAL<br>AS SPECIFIED  | FINISHING<br>AS SPECIFIED | SCALE<br>NONE |      |
| PART NAME<br>Power Distribution, Right Controller 2/3   |                           |               |      |
| PART NUMBER   | REV                       | SHEET         | SIZE |
|   | 1                         | 48 OF 61      | A0   |

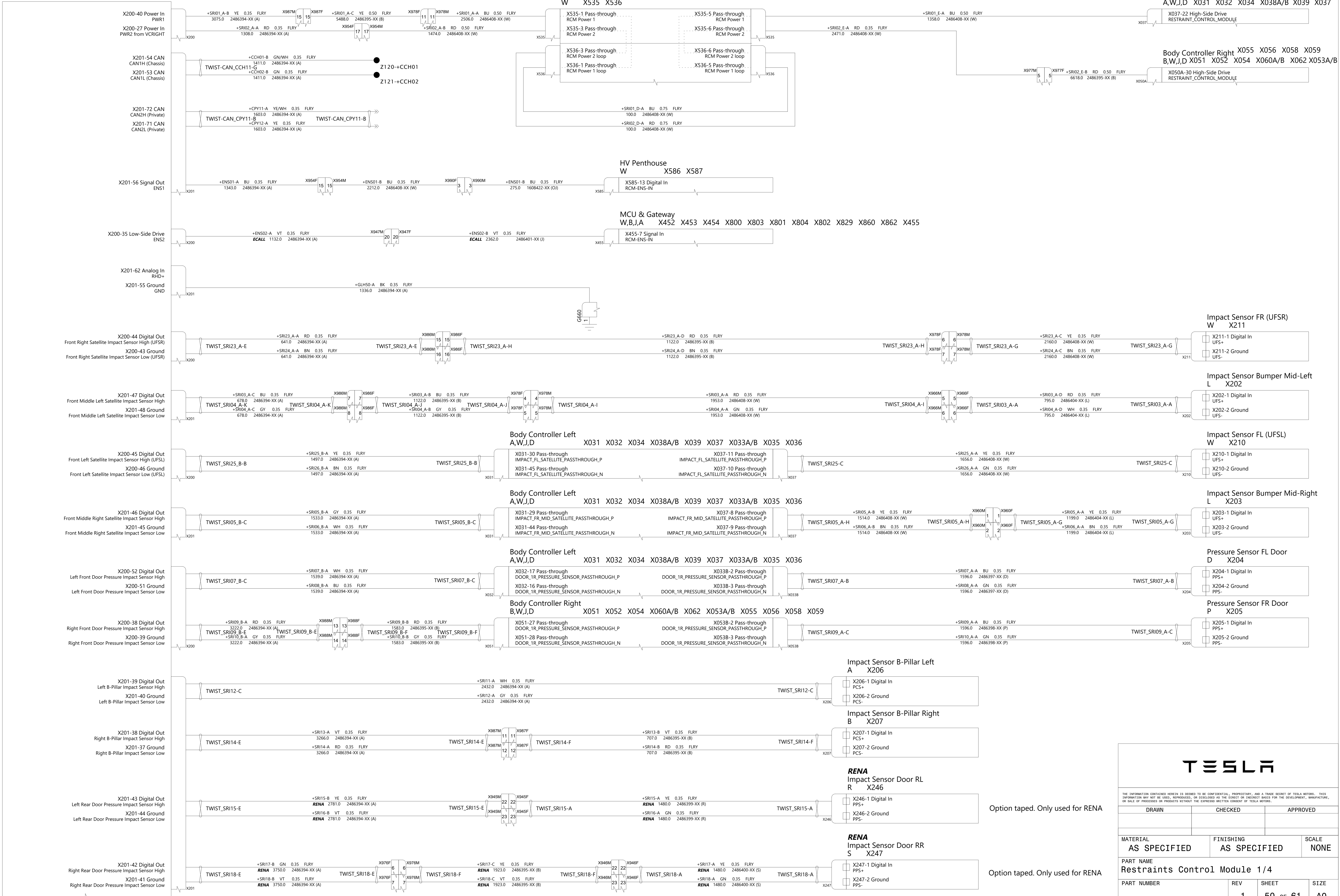




THE INFORMATION CONTAINED HEREIN IS DEEMED TO BE CONFIDENTIAL, PROPRIETARY, AND A TRADE SECRET OF TESLA MOTORS. THIS INFORMATION MAY NOT BE USED, REPRODUCED, OR DISCLOSED AS THE DIRECT OR INDIRECT BASIS FOR THE DEVELOPMENT, MANUFACTURE, OR SALE OF PROCESSES OR PRODUCTS WITHOUT THE EXPRESSED WRITTEN CONSENT OF TESLA MOTORS.

| DRAWN   | CHECKED                   | APPROVED      |
|---|---------------------------|---------------|
|   |                           |               |
| MATERIAL<br>AS SPECIFIED                              | FINISHING<br>AS SPECIFIED | SCALE<br>NONE |
| PART NAME<br>Power Distribution, Right Controller 3/3 |                           |               |
| PART NUMBER   | REV                       | SHEET         |
|   | 1                         | 49 OF 61      |
|   |                           | SIZE<br>A0    |

Restraint Control Module  
A,J X200 X201



THE INFORMATION CONTAINED HEREIN IS DEEMED TO BE CONFIDENTIAL, PROPRIETARY, AND A TRADE SECRET OF TESLA MOTORS. THIS INFORMATION MAY NOT BE USED, REPRODUCED, OR DISCLOSED AS THE DIRECT OR INDIRECT BASIS FOR THE DEVELOPMENT, MANUFACTURE, OR SALE OF PROCESSES OR PRODUCTS WITHOUT THE EXPRESSED WRITTEN CONSENT OF TESLA MOTORS.

| DRAWN | CHECKED | APPROVED |
|-------|---------|----------|
|       |         |          |

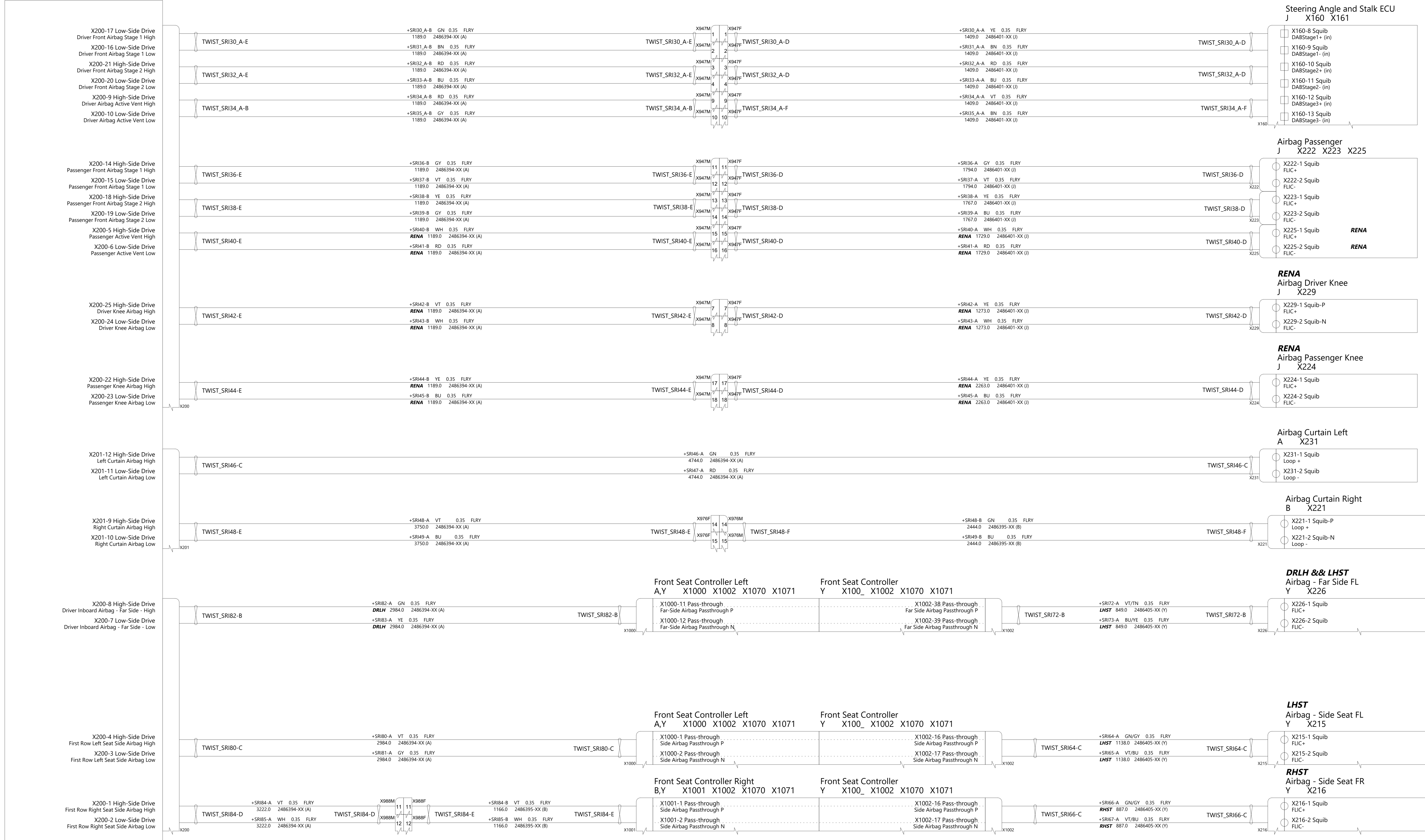
| MATERIAL AS SPECIFIED | FINISHING AS SPECIFIED | SCALE NONE |
|-----------------------|------------------------|------------|
|                       |                        |            |

| PART NAME                     | REV | SHEET    | SIZE |
|-------------------------------|-----|----------|------|
| Restraints Control Module 1/4 | 1   | 50 of 61 | A0   |

Option taped. Only used for RENA

Option taped. Only used for RENA

Restraint Control Module  
A,J X200 X201

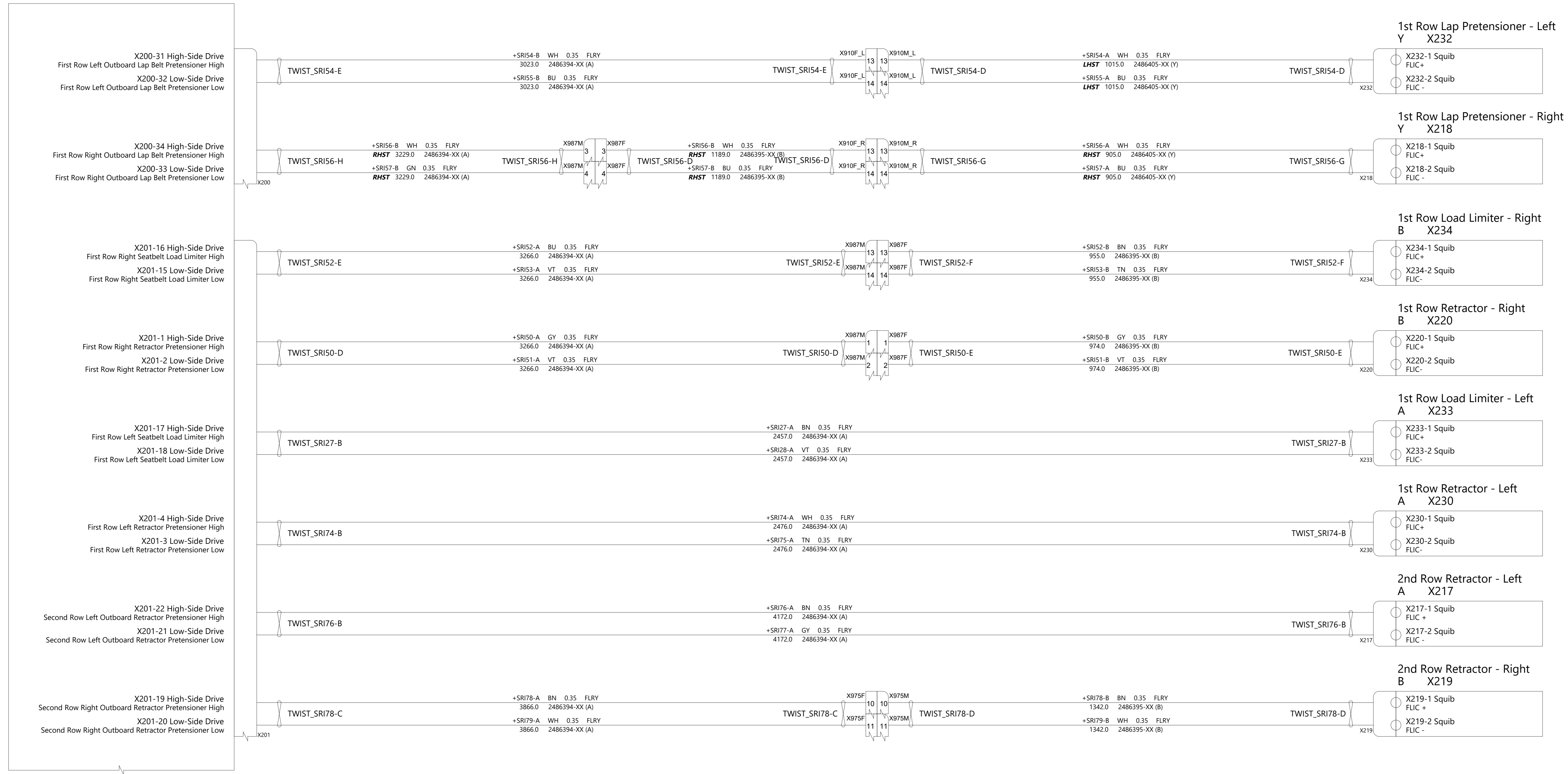


**TESLA**

THE INFORMATION CONTAINED HEREIN IS DEEMED TO BE CONFIDENTIAL, PROPRIETARY, AND A TRADE SECRET OF TESLA MOTORS. THIS INFORMATION MAY NOT BE USED, REPRODUCED, OR DISCLOSED AS THE DIRECT OR INDIRECT BASIS FOR THE DEVELOPMENT, MANUFACTURE, OR SALE OF PROCESSES OR PRODUCTS WITHOUT THE EXPRESSED WRITTEN CONSENT OF TESLA MOTORS.

|   |                           |               |      |
|---|---------------------------|---------------|------|
| DRAWN   | CHECKED                   | APPROVED      |      |
| MATERIAL<br>AS SPECIFIED                          | FINISHING<br>AS SPECIFIED | SCALE<br>NONE |      |
| PART NAME<br><b>Restraints Control Module 2/4</b> |                           |               |      |
| PART NUMBER                                       | REV                       | SHEET         | SIZE |
|   | 1                         | 54 OF 64      | A0   |

Restraint Control Module  
A,J X200 X201



THE INFORMATION CONTAINED HEREIN IS DEEMED TO BE CONFIDENTIAL, PROPRIETARY, AND A TRADE SECRET OF TESLA MOTORS. THIS INFORMATION MAY NOT BE USED, REPRODUCED, OR DISCLOSED AS THE DIRECT OR INDIRECT BASIS FOR THE DEVELOPMENT, MANUFACTURE, OR SALE OF PROCESSES OR PRODUCTS WITHOUT THE EXPRESSED WRITTEN CONSENT OF TESLA MOTORS.

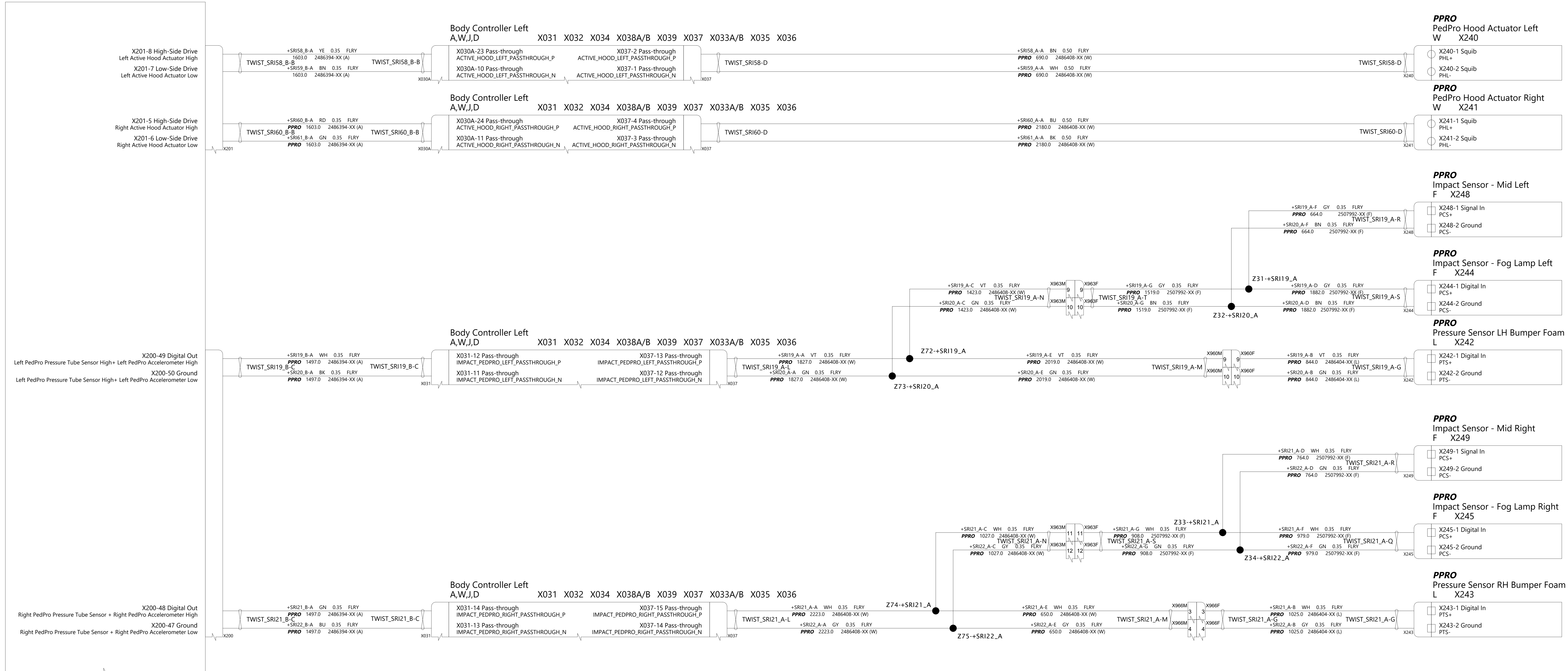
|       |         |          |
|-------|---------|----------|
| DRAWN | CHECKED | APPROVED |
|-------|---------|----------|

|                          |                           |               |
|--------------------------|---------------------------|---------------|
| MATERIAL<br>AS SPECIFIED | FINISHING<br>AS SPECIFIED | SCALE<br>NONE |
|--------------------------|---------------------------|---------------|

PART NAME  
**Restraints Control Module 3/4**

|             |     |          |      |
|-------------|-----|----------|------|
| PART NUMBER | REV | SHEET    | SIZE |
|             | 1   | 52 of 61 | A0   |


Restraint Control Module  
A,J X200 X201



THE INFORMATION CONTAINED HEREIN IS DEEMED TO BE CONFIDENTIAL, PROPRIETARY, AND A TRADE SECRET OF TESLA MOTORS. THIS INFORMATION MAY NOT BE USED, REPRODUCED, OR DISCLOSED AS THE DIRECT OR INDIRECT BASIS FOR THE DEVELOPMENT, MANUFACTURE, OR SALE OF PROCESSES OR PRODUCTS WITHOUT THE EXPRESSED WRITTEN CONSENT OF TESLA MOTORS.

| DRAWN                                      | CHECKED                   | APPROVED      |
|--|---------------------------|---------------|
|  |                           |               |
| MATERIAL<br>AS SPECIFIED                   | FINISHING<br>AS SPECIFIED | SCALE<br>NONE |
| PART NAME<br>Restraints Control Module 4/4 |                           |               |
| PART NUMBER                                | REV                       | SHEET         |
|  | 1                         | 53 of 61      |
|  |                           | SIZE<br>A0    |

**Radio Tuner  
T,LT**  
X805F X807F




**X013  
Antenna - XM  
T X821B**


**Antenna - FM2  
LT X820**

**Antenna - FM1  
LT X819**

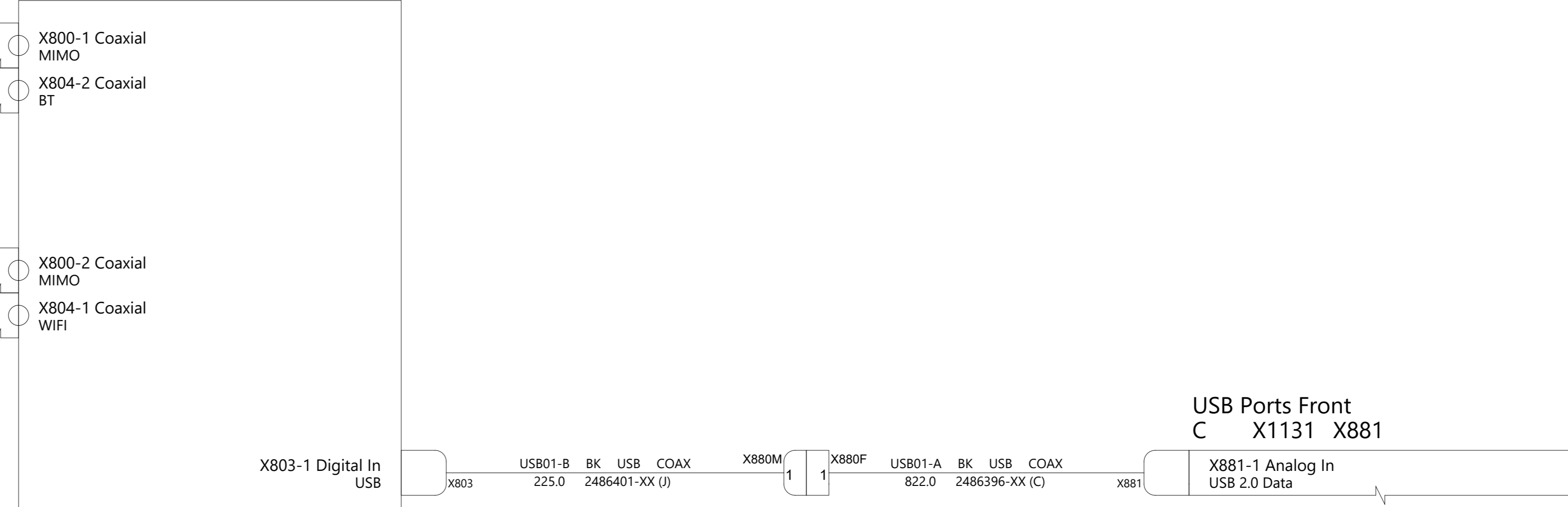
**Antenna - Front Header LTE & WiFi - Left  
B X816 X806**



**Antenna - Front Header LTE & WiFi - Right  
B X817 X818**

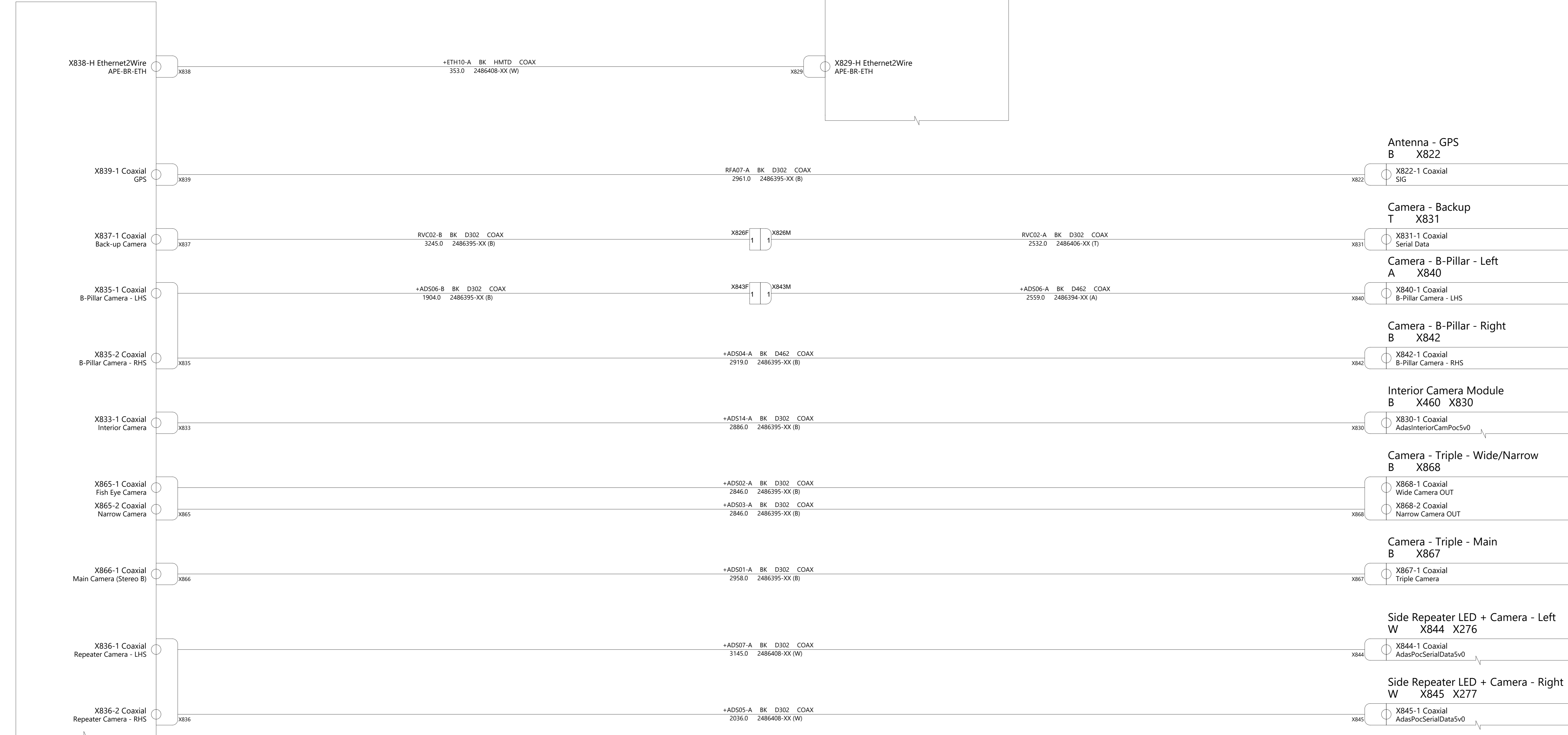


**MCU & Gateway  
W,B,J,A X452 X453 X454 X800 X803 X801 X804 X802 X829 X860 X862 X455**



**USB Ports Front  
C X1131 X881**

**Autopilot  
W,J X149 X865 X835 X836 X866 X838 X839 X833 X837 X150**



**Antenna - GPS  
B X822**

**Camera - Backup  
T X831**

**Camera - B-Pillar - Left  
A X840**

**Camera - B-Pillar - Right  
B X842**

**Interior Camera Module  
B X460 X830**

**Camera - Triple - Wide/Narrow  
B X868**

**Camera - Triple - Main  
B X867**

**Side Repeater LED + Camera - Left  
W X844 X276**

**Side Repeater LED + Camera - Right  
W X845 X277**



THE INFORMATION CONTAINED HEREIN IS DEEMED TO BE CONFIDENTIAL, PROPRIETARY, AND A TRADE SECRET OF TESLA MOTORS. THIS INFORMATION MAY NOT BE USED, REPRODUCED, OR DISCLOSED AS THE DIRECT OR INDIRECT BASIS FOR THE DEVELOPMENT, MANUFACTURE, OR SALE OF PROCESSES OR PRODUCTS WITHOUT THE EXPRESSED WRITTEN CONSENT OF TESLA MOTORS.

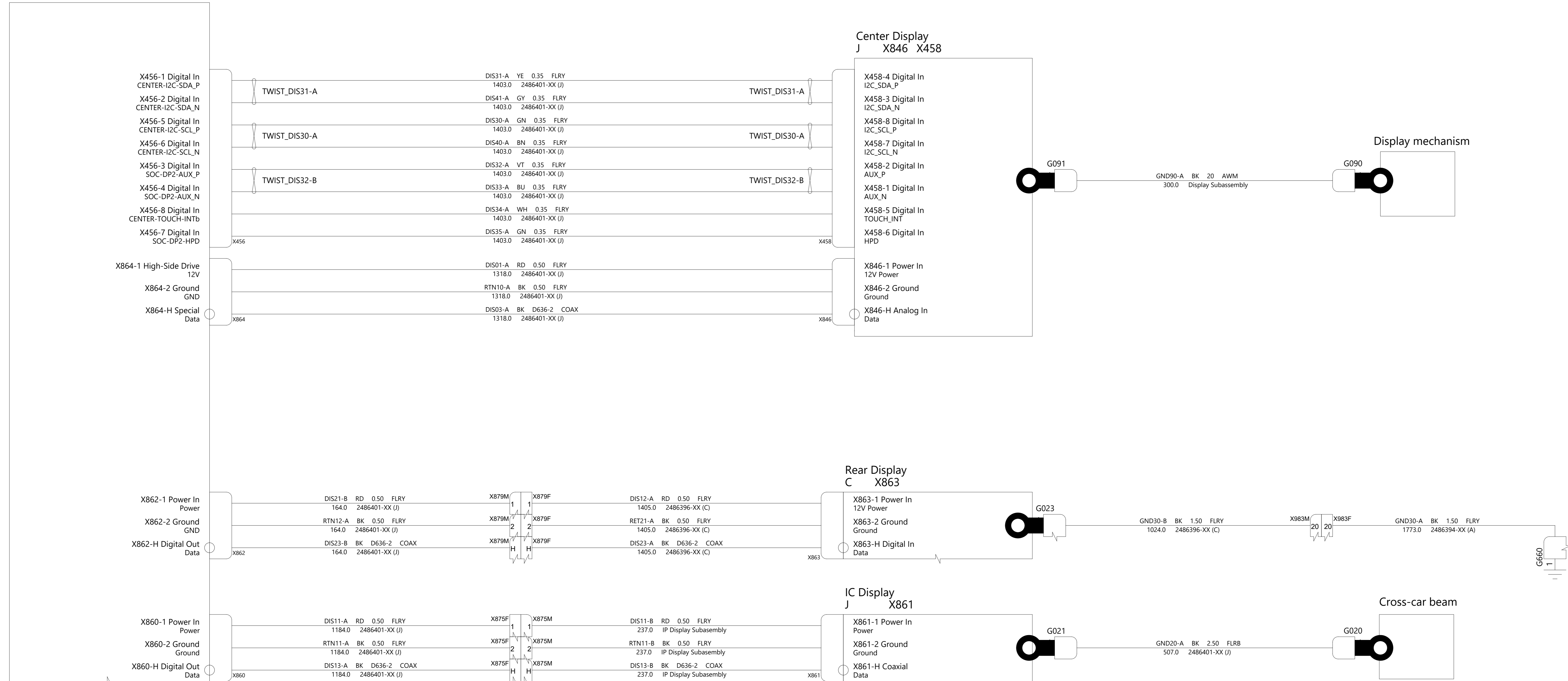
|       |         |          |
|-------|---------|----------|
| DRAWN | CHECKED | APPROVED |
|-------|---------|----------|

|                          |                           |               |
|--------------------------|---------------------------|---------------|
| MATERIAL<br>AS SPECIFIED | FINISHING<br>AS SPECIFIED | SCALE<br>NONE |
|--------------------------|---------------------------|---------------|

PART NAME  
RF Cables 1/2

|             |          |                   |            |
|-------------|----------|-------------------|------------|
| PART NUMBER | REV<br>1 | SHEET<br>54 OF 61 | SIZE<br>A0 |
|-------------|----------|-------------------|------------|

MCU & Gateway  
W,B,J,A X452 X453 X454 X800 X803 X801 X804 X802 X829 X860 X862 X455



**TESLA**

THE INFORMATION CONTAINED HEREIN IS DEEMED TO BE CONFIDENTIAL, PROPRIETARY, AND A TRADE SECRET OF TESLA MOTORS. THIS INFORMATION MAY NOT BE USED, REPRODUCED, OR DISCLOSED AS THE DIRECT OR INDIRECT BASIS FOR THE DEVELOPMENT, MANUFACTURE, OR SALE OF PROCESSES OR PRODUCTS WITHOUT THE EXPRESSED WRITTEN CONSENT OF TESLA MOTORS.

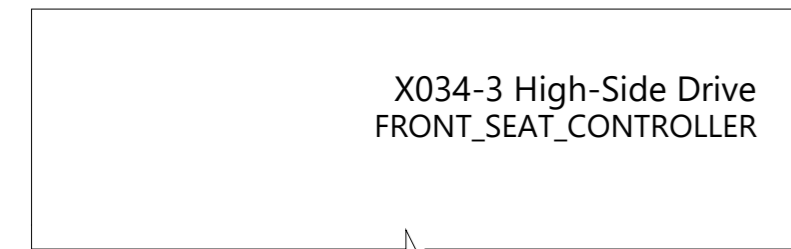
|       |         |          |
|-------|---------|----------|
| DRAWN | CHECKED | APPROVED |
|       |         |          |

|                          |                           |               |
|--------------------------|---------------------------|---------------|
| MATERIAL<br>AS SPECIFIED | FINISHING<br>AS SPECIFIED | SCALE<br>NONE |
|--------------------------|---------------------------|---------------|

PART NAME  
**RF Cables 2/2**

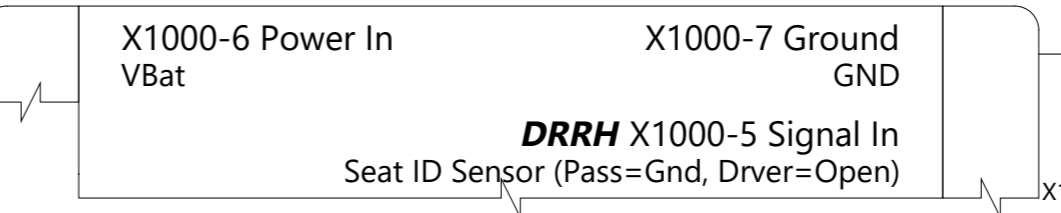
|             |     |          |      |
|-------------|-----|----------|------|
| PART NUMBER | REV | SHEET    | SIZE |
|             | 1   | 55 of 61 | A0   |

**Body Controller Left**  
A,W,J,D X031 X032 X034 X038A/B X039 X037 X033A/B X035 X036



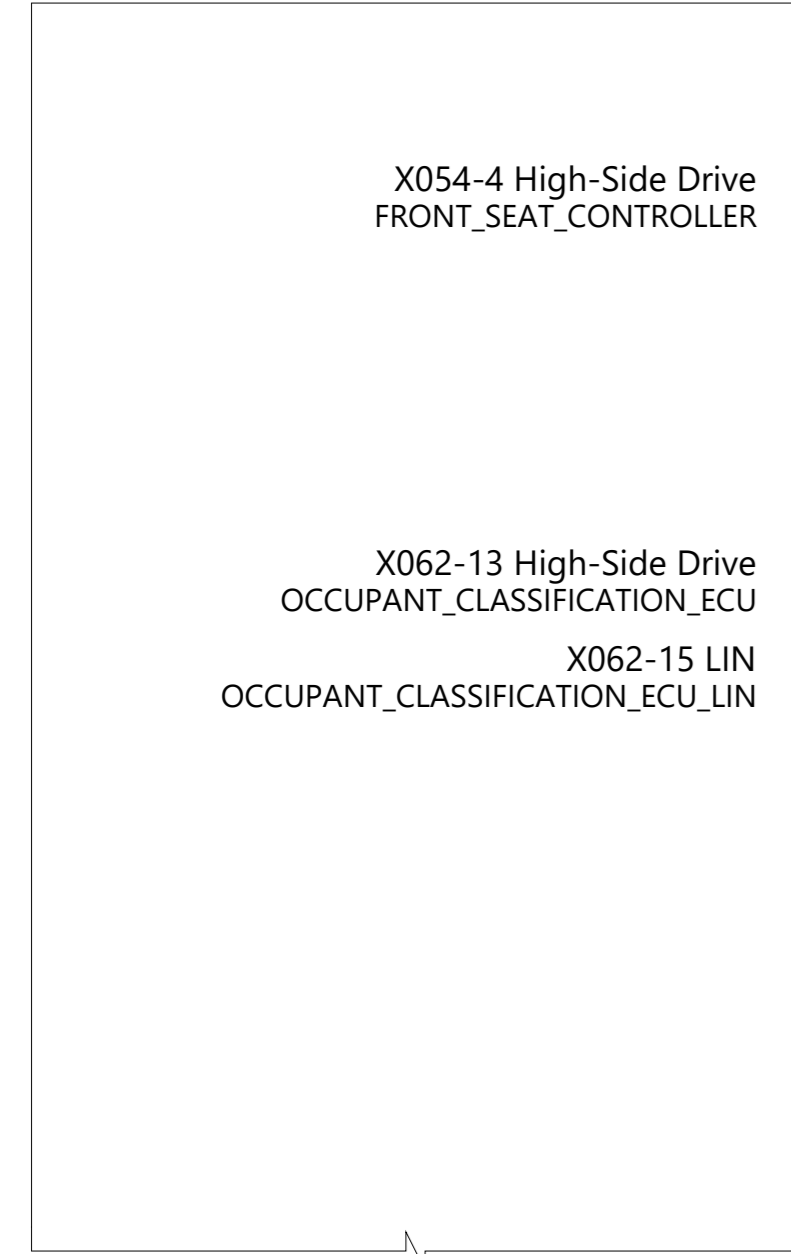
+PAC05-A RD 3.00 FLRB  
2319.0 2486394-XX (A)

**Front Seat Controller Left**  
A,Y X1000 X1002 X1070 X1071



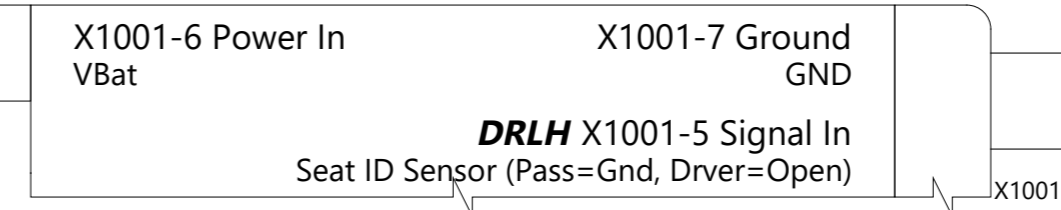
+GLH22-A BK 3.00 FLRB  
2119.0 2486394-XX (A)

**Body Controller Right**  
B,W,J,D X051 X052 X054 X060A/B X062 X053A/B X055 X056 X058 X059



+PAC06-A VT 3.00 FLRB  
2190.0 2486395-XX (B)


**Front Seat Controller Right**  
B,Y X1001 X1002 X1070 X1071



+GRH20-A BK 3.00 FLRB  
1989.0 2486395-XX (B)

+GRH21-A BK 3.00 FLRB  
DRLH 1989.0 2486395-XX (B)

**Occupancy Classification System**  
Y X1075



+OCS02-B RD 0.35 FLRY  
DRLH & RHST 2123.0 2486395-XX (B)

+CLN16-B GN 0.35 FLRY  
DRLH & RHST 2123.0 2486395-XX (B)

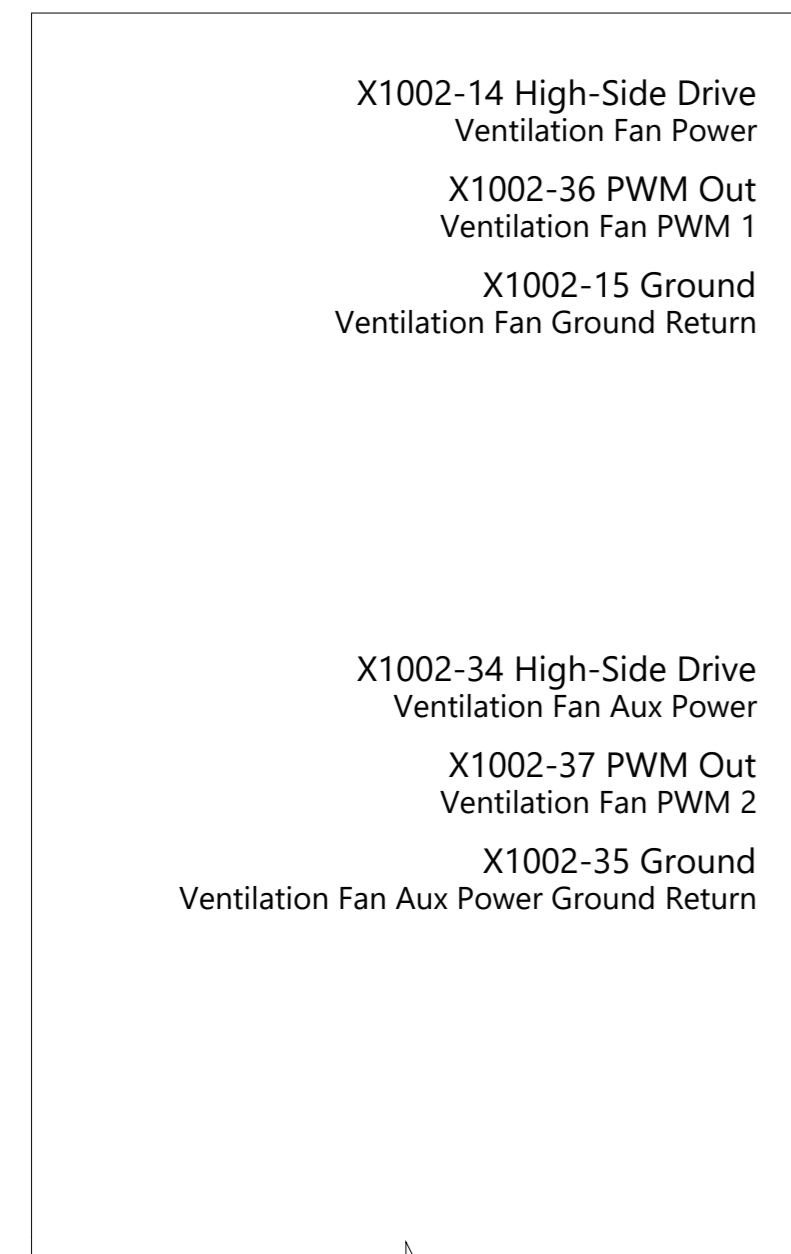
+OCS02-A RD 0.50 FLRY  
DRLH & RHST 672.0 2486405-XX (Y)

+CLN16-A GN 0.50 FLRY  
DRLH & RHST 672.0 2486405-XX (Y)

+GRH56-A BK 0.50 FLRY  
RHST 672.0 2486405-XX (Y)

+GRH56-B BK 0.35 FLRY  
DRLH 2018.0 2486395-XX (B)

**Front Seat Controller**  
Y X100\_ X1002 X1070 X1071



SCE50-A YE 0.35 FLRY  
1153.0 2486405-XX (Y)

SCE51-A GN 0.35 FLRY  
1153.0 2486405-XX (Y)

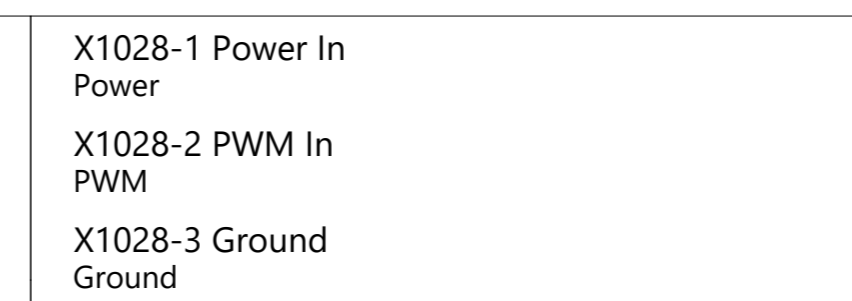
RTN69-A BN 0.35 FLRY  
1153.0 2486405-XX (Y)

SCE53-A YE 0.35 FLRY  
582.0 2486405-XX (Y)

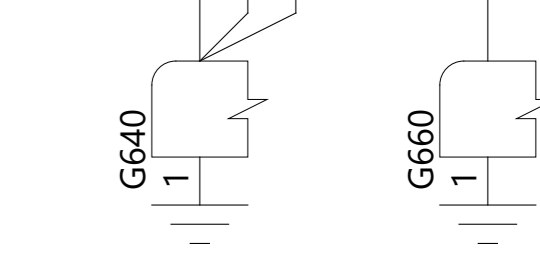
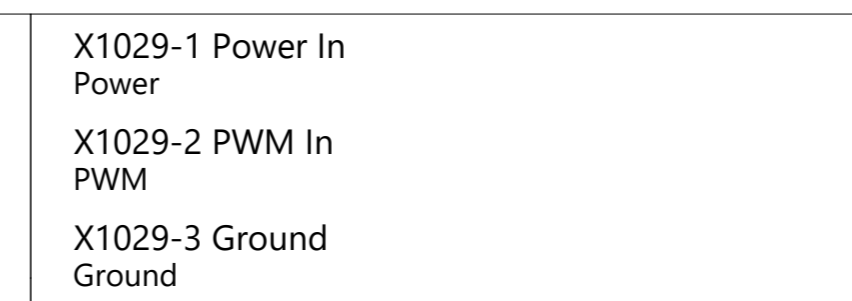
SCE52-A VT 0.35 FLRY  
582.0 2486405-XX (Y)

RTN68-A BN 0.35 FLRY  
582.0 2486405-XX (Y)

**Front Seat Backrest Ventilation**  
Y X1028



**Front Seat Cushion Ventilation**  
Y X1029

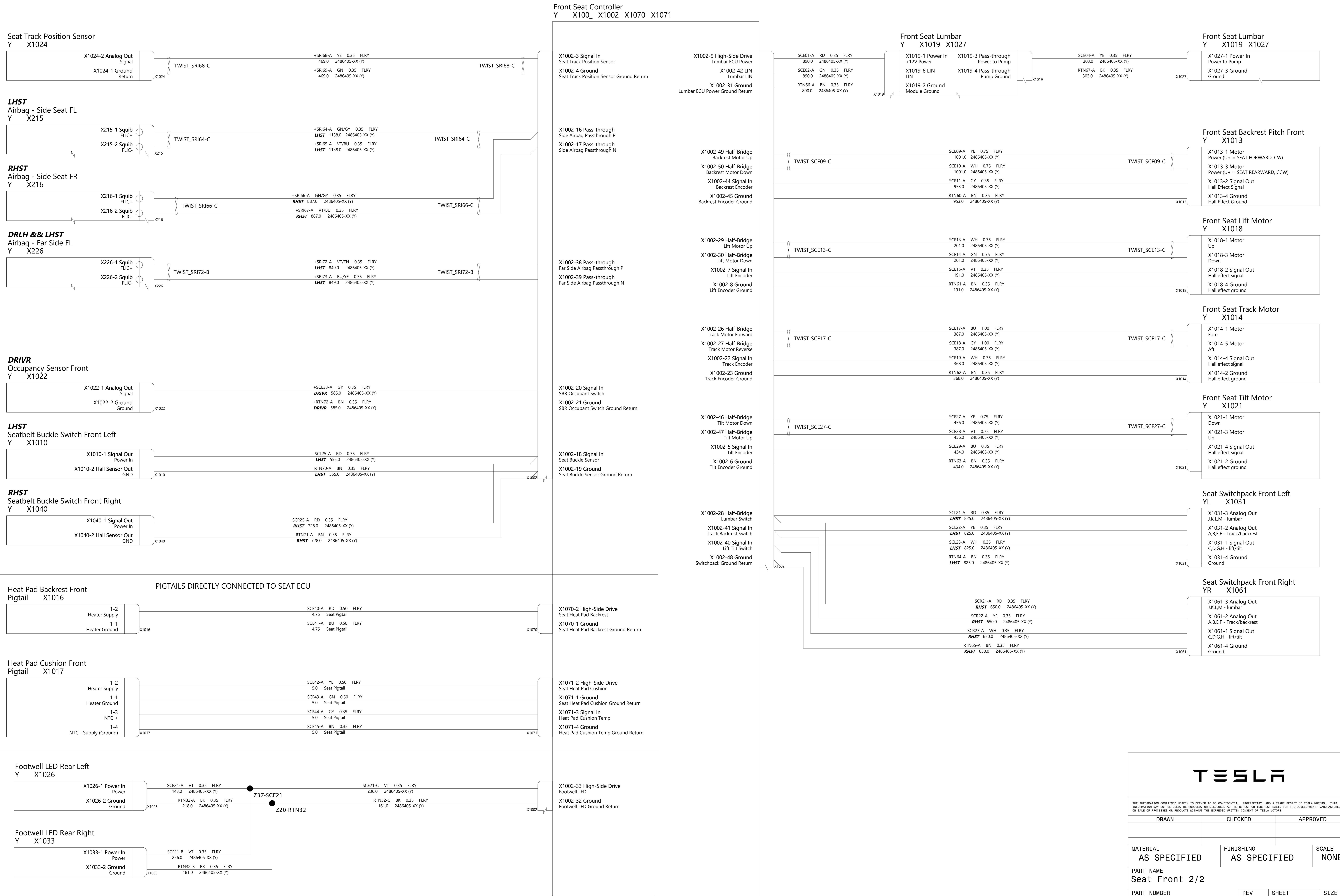


THE INFORMATION CONTAINED HEREIN IS DEEMED TO BE CONFIDENTIAL, PROPRIETARY, AND A TRADE SECRET OF TESLA MOTORS. THIS INFORMATION MAY NOT BE USED, REPRODUCED, OR DISCLOSED AS THE DIRECT OR INDIRECT BASIS FOR THE DEVELOPMENT, MANUFACTURE, OR SALE OF PROCESSES OR PRODUCTS WITHOUT THE EXPRESSED WRITTEN CONSENT OF TESLA MOTORS.

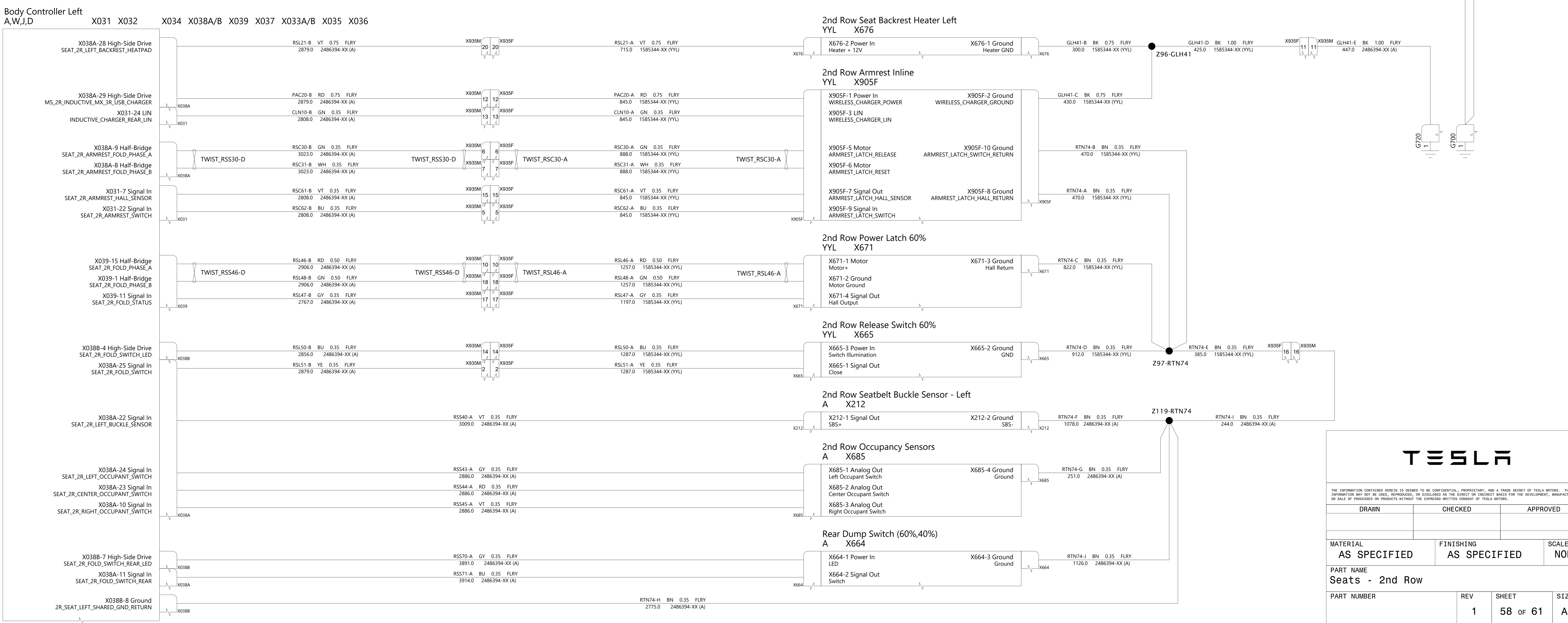
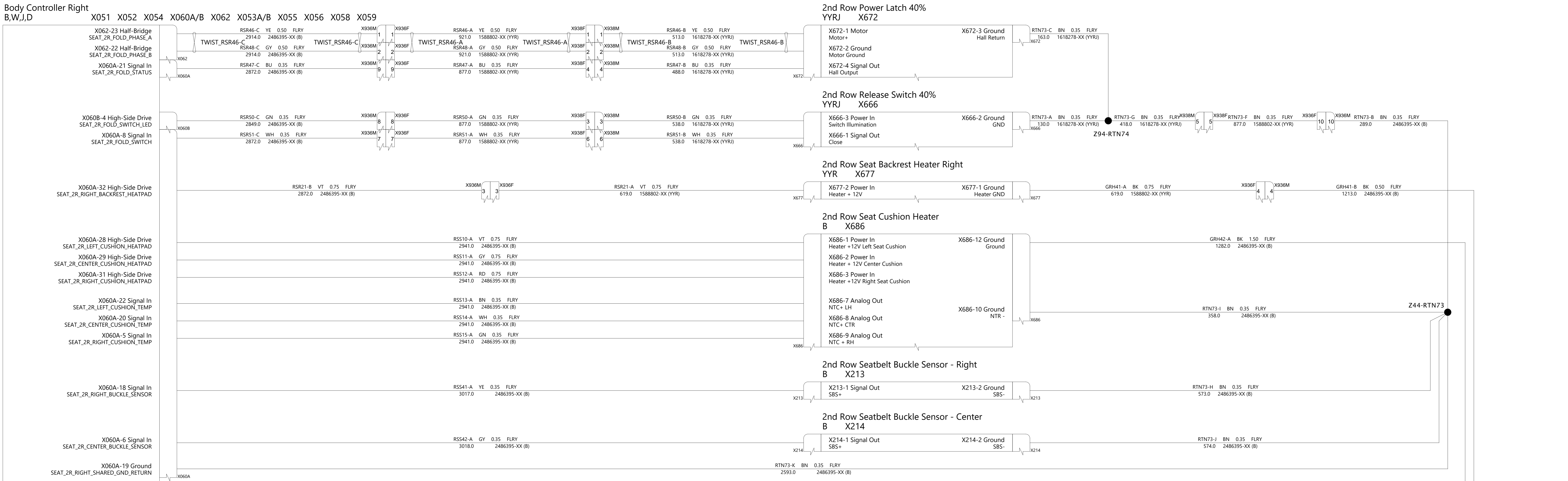
|                             |         |               |
|-----------------------------|---------|---------------|
| DRAWN                       | CHECKED | APPROVED      |
| MATERIAL<br>AS SPECIFIED    |         | SCALE<br>NONE |
| PART NAME<br>Seat Front 1/2 |         |               |
| PART NUMBER                 | REV     | SHEET         |
|                             | 1       | 56 of 61      |
|                             |         | SIZE<br>A0    |



# SAME SEAT SCHEMATICS FOR BOTH FRONT LEFT AND RIGHT SEATS

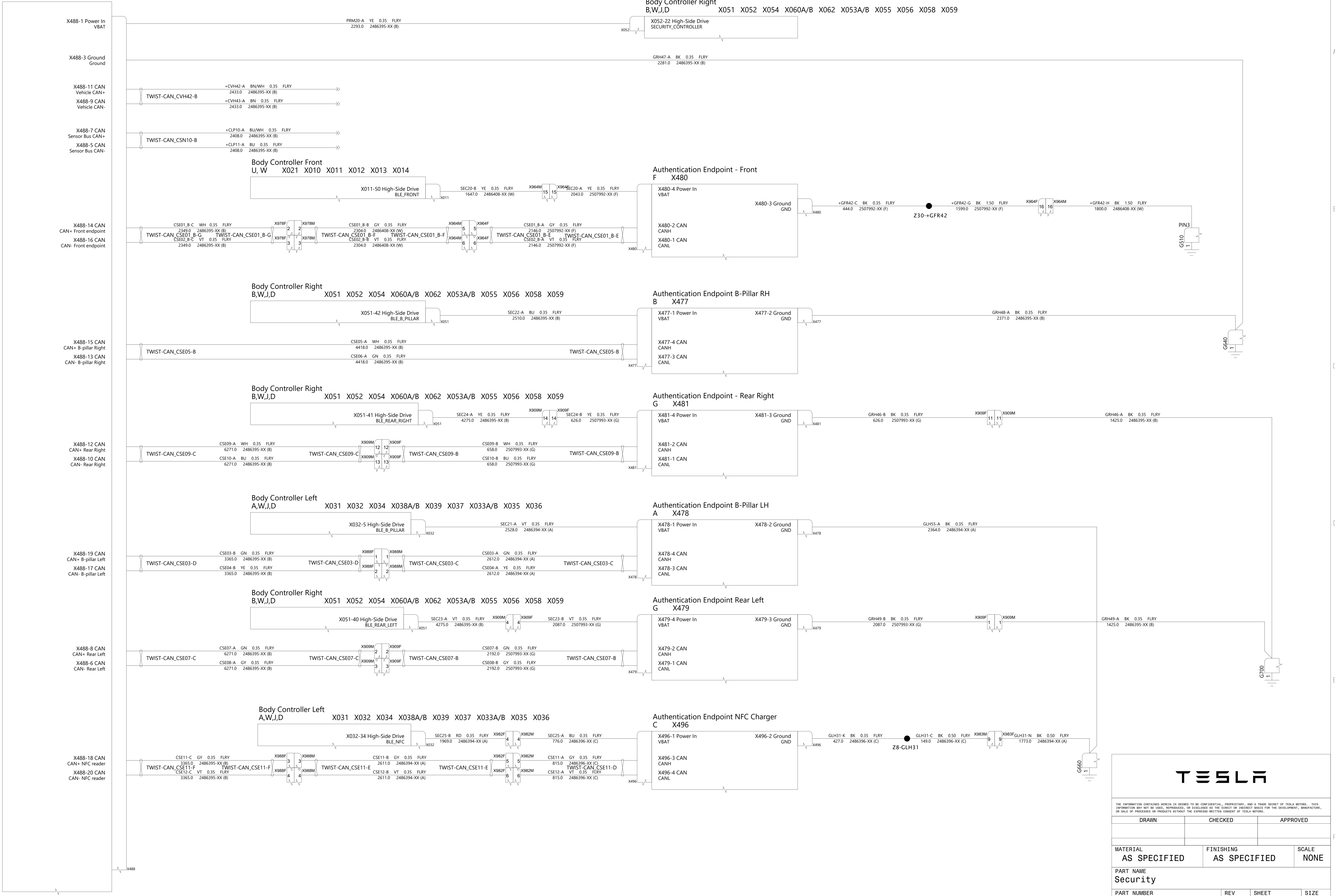


|                             |  |                           |          |               |  |          |  |
|-----------------------------|--|---------------------------|----------|---------------|--|----------|--|
| DRAWN                       |  |                           |          | CHECKED       |  | APPROVED |  |
| MATERIAL<br>AS SPECIFIED    |  | FINISHING<br>AS SPECIFIED |          | SCALE<br>NONE |  |          |  |
| PART NAME<br>Seat Front 2/2 |  |                           |          |               |  |          |  |
| PART NUMBER                 |  | REV                       | SHEET    | SCALE         |  | SIZE     |  |
|                             |  | 1                         | 57 of 61 | A0            |  |          |  |



|  |                           |               |      |
|--|---------------------------|---------------|------|
| <b>TESLA</b>   |                           |               |      |
| THE INFORMATION CONTAINED HEREIN IS DEEMED TO BE CONFIDENTIAL, PROPRIETARY, AND A TRADE SECRET OF TESLA MOTORS. THIS INFORMATION MAY NOT BE USED, REPRODUCED, OR DISCLOSED AS THE DIRECT OR INDIRECT BASIS FOR THE DEVELOPMENT, MANUFACTURE, OR SALE OF PROCESSES OR PRODUCTS WITHOUT THE EXPRESSED WRITTEN CONSENT OF TESLA MOTORS. |                           |               |      |
| DRAWN  | CHECKED                   | APPROVED      |      |
| MATERIAL<br>AS SPECIFIED   | FINISHING<br>AS SPECIFIED | SCALE<br>NONE |      |
| PART NAME<br><b>Seats - 2nd Row</b>  |                           |               |      |
| PART NUMBER  | REV                       | SHEET         | SIZE |
|  | 1                         | 58 of 61      | A0   |

Security Controller  
B X488



THE INFORMATION CONTAINED HEREIN IS DEEMED TO BE CONFIDENTIAL, PROPRIETARY, AND A TRADE SECRET OF TESLA MOTORS. THIS INFORMATION MAY NOT BE USED, REPRODUCED, OR DISCLOSED AS THE DIRECT OR INDIRECT BASIS FOR THE DEVELOPMENT, MANUFACTURE, OR SALE OF PROCESSES OR PRODUCTS WITHOUT THE EXPRESSED WRITTEN CONSENT OF TESLA MOTORS.

|                          |                           |               |
|--------------------------|---------------------------|---------------|
| DRAWN                    | CHECKED                   | APPROVED      |
| MATERIAL<br>AS SPECIFIED | FINISHING<br>AS SPECIFIED | SCALE<br>NONE |
| PART NAME<br>Security    |                           |               |
| PART NUMBER              | REV                       | SHEET         |
|                          | 1                         | 59 of 61      |
|                          |                           | SIZE<br>A0    |

Body Controller Right  
B,W,J,D X051 X052 X054 X060A/B X062 X053A/B X055 X056 X058 X059



THE INFORMATION CONTAINED HEREIN IS DEEMED TO BE CONFIDENTIAL, PROPRIETARY, AND A TRADE SECRET OF TESLA MOTORS. THIS INFORMATION MAY NOT BE USED, REPRODUCED, OR DISCLOSED AS THE DIRECT OR INDIRECT BASIS FOR THE DEVELOPMENT, MANUFACTURE, OR SALE OF PROCESSES OR PRODUCTS WITHOUT THE EXPRESSED WRITTEN CONSENT OF TESLA MOTORS.

|                          |                           |               |
|--------------------------|---------------------------|---------------|
| DRAWN                    | CHECKED                   | APPROVED      |
| MATERIAL<br>AS SPECIFIED | FINISHING<br>AS SPECIFIED | SCALE<br>NONE |
| PART NAME<br>Ultronics   |                           |               |
| PART NUMBER              | REV                       | SHEET         |
|                          | 1                         | 61 OF 61      |
|                          |                           | SIZE<br>A0    |