

Page	Description
1	Table of Contents
2	Vehicle Controller Layout, Front
3	Vehicle Controller Layout, Side
4	Air Suspension
5	Audio - A2B, Microphones and Radio
6	Audio - External Amp
7	Audio - MCU
8	Braking and Stability
9	Cabin Overhead
10	CAN - Body
11	CAN - Chassis
12	CAN - Falcon
13	CAN - Low Power
14	CAN - Party
15	CAN - Vehicle
16	Center Console
17	Diagnostics
18	Doors - Front Left - Door Controller
19	Doors - Front Left - Left Controller
20	Doors - Front Right - Door Controller
21	Doors - Front Right - Right Controller
22	Doors - Rear (Falcon) - Pinch Sensors
23	Doors - Rear (Falcon) - Strut Actuators
24	Doors - Rear (Falcon) - Ultrasonics
25	Doors - Rear (Falcon) Left - All
26	Doors - Rear (Falcon) Right - All
27	Drive Inverter - Front
28	Drive Inverter - Rear
29	Driver Assistance
30	Exterior Illumination - Front
31	Exterior Illumination - Rear
32	Frunk Actuators / Sensors
33	Grounding - Body Left
34	Grounding - Body Right
35	Grounding - Cabin - Falcon Doors
36	Grounding - Frunk
37	Grounding - Liftgate
38	HV - Battery Pack
39	HV - Battery Pack Interface, HVIL
40	HV - Chargeport
41	HVAC - Cabin Climate 1/2
42	HVAC - Cabin Climate 2/2
43	HVAC - Powertrain and Battery
44	HVAC - Thermal Bar
45	HVAC Case
46	Instrument Panel
47	Liftgate Actuators / Sensors
48	Parking Aids
49	Power Distribution - Main
50	Restraints Control 1/2
51	Restraints Control 2/2
52	RF / Special Cables
53	Seats - 1st Row - Body Controller
54	Seats - 1st Row - Seat Controller
55	Seats - 2nd Row - 60/40 Fold
56	Seats - 2nd Row - Monopost
57	Seats - 2nd Row - Power
58	Seats - 3rd Row
59	Security
60	Steering, Display Actuators
61	Trailer Interface
62	Windshield

Table 1: Abbreviations

LF	Left Front	RF	Right Front
LR	Left Rear	RR	Right Rear
LHS	Left-Hand Side	RHS	Right-Hand Side

Table 2: Harness Designators

A	LH BODY	RU	LH FALCON DOOR UPPER
AT	A-PILLAR TRIM	SL	RH FALCON DOOR LOWER
B	RH BODY	SO	RH FALCON DOOR STRUT
C	CENTER CONSOLE	SU	RH FALCON DOOR UPPER
D	LH FR DOOR	T	LIFTGATE
DT	FR DOOR TRIM	TJ	TRAILER JUMPER
E	CHARGEPORT	UHP	THERMAL BAR
F	FR FASCIA	V	OVERHEAD CONSOLE
G	RR FASCIA	W	FRUNK
J	IP	X	REAR SUBFRAME
JT	IP TRIM	XT	REAR SUBFRAME, PERFORMANCE
K	HEADLINER	Y	FRONT SEATS
L	FRONT END MODULE	Y40	2R40 BENCH SEAT
N	FRONT SUBFRAME	Y60	2R60 BENCH SEAT
OM	HV PACK	Y3	3R SEAT LOWER
OJ	HV PENTHOUSE JUMPER	Y3B	3R SEAT BACK
OP	HV PYRO	Y3P	3R SEAT USB
P	RH FR DOOR	Z	MISC. CABLES
RL	LH FALCON DOOR LOWER		
RO	LH FALCON DOOR STRUT		
RT	FALCON DOOR TRIM		

Table 3: Wire Color Designators

BK	Black	OG	Orange
BN	Brown	RD	Red
BU	Blue	VT	Violet (Purple)
GN	Green	WH	White
GY	Gray	YE	Yellow

Table 4: Wire Type Designators

FLRY	Thin wall 105C rated, regular stranded PVC insulated [FLRY-A]
FLRB	Thin wall 105C rated, bunched conductor PVC insulated [FLRY-B]
MCIV	Thin wall 105C rated, compressed conductor PVC (halogen free) insulated
FLXB	Thin wall 125C rated, cross-linked polyolefin, high flexible, halogen free insulated
TXL	Thin wall 125C rated, cross-linked polyolefin
F91X	Thin wall 150C rated, cross-linked polyethylene, high flexible

Table 5: Option Codes

DRVR	Driver Seat	SR55	5 Seater
PASS	Passenger Seat	SR75	7 Seater
LHST	Left side Seat	PPRO	Pedestrian Protection
RHST	Right Side Seat	X024	Performance
LHMP	Left Monopost	X025	Long Range
RHMP	Right Monopost	HMLK	Homelink
FF60	Fold Flat 60%	ECALL	Emergency Call
FF40	Fold Flat 40%		

General Notes:

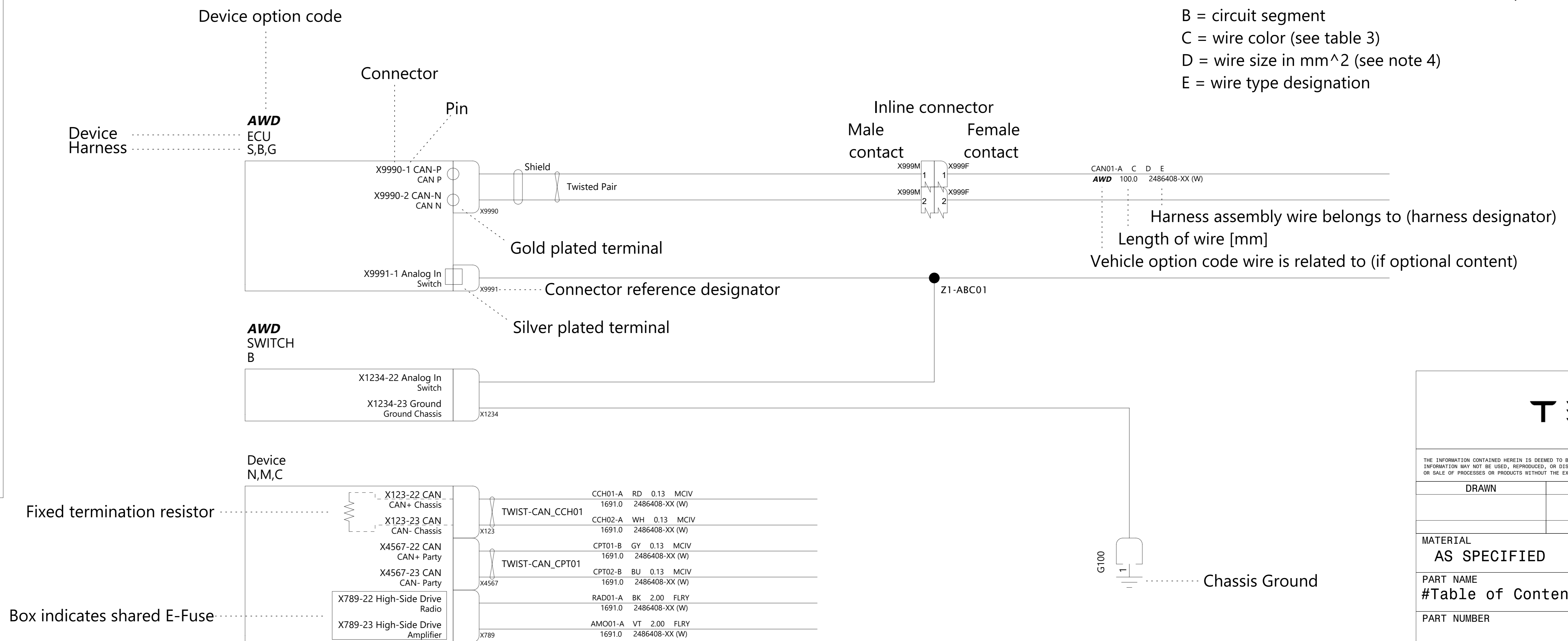
- Switches [Relays] are shown in their inactive [de-energized] state.
- Splices may be split across pages for visual clarity with respect to the function displayed on the particular page.
- Some connectors are split across multiple pages for clarity.  
There is no overall reference in this document for the signals routed to a specific connector.
- Wire sizes are specified in mm<sup>2</sup> cross-sectional area (CSA) per SAE 1127/8
- Wire Specification: 60V, thin-wall PVC (ISO type or equivalent).  
Default wire type to be rated 60VDC/25VAC and -40C to 105C operating temperature.  
See DIN 13602 or ISO 6722 for detailed specifications.
- Unless otherwise specified at the device pins, terminal plating is to be Tin or Pre-Tin

TERMINAL PLATING

- GOLD TERMINAL NECESSARY
- SILVER PLATING NECESSARY

- Inline connector gender specification is based on the terminal type.  
Inline connectors with "M" suffix have male, tab or pin terminals  
Inline connectors with "F" suffix have female, receptacle or socket terminals

AAA = subsystem group ID. ## = circuit number  
 AAA## combination is same across all sheets/harnesses for the same circuit  
 B = circuit segment  
 C = wire color (see table 3)  
 D = wire size in mm<sup>2</sup> (see note 4)  
 E = wire type designation



<b>TESLA</b>			
THE INFORMATION CONTAINED HEREIN IS DEEMED TO BE CONFIDENTIAL, PROPRIETARY, AND A TRADE SECRET OF TESLA MOTORS. THIS INFORMATION MAY NOT BE USED, REPRODUCED, OR DISCLOSED AS THE DIRECT OR INDIRECT BASIS FOR THE DEVELOPMENT, MANUFACTURE, OR SALE OF PROCESSES OR PRODUCTS WITHOUT THE EXPRESS WRITTEN CONSENT OF TESLA MOTORS.			
DRAWN	CHECKED	APPROVED	
MATERIAL AS SPECIFIED	FINISHING AS SPECIFIED	SCALE NONE	
PART NAME #Table of Contents			
PART NUMBER	REV	SHEET	SIZE
	1	1 OF 62	A0

# VCFRONT

X010  
MAIN 1

X011  
MAIN 2

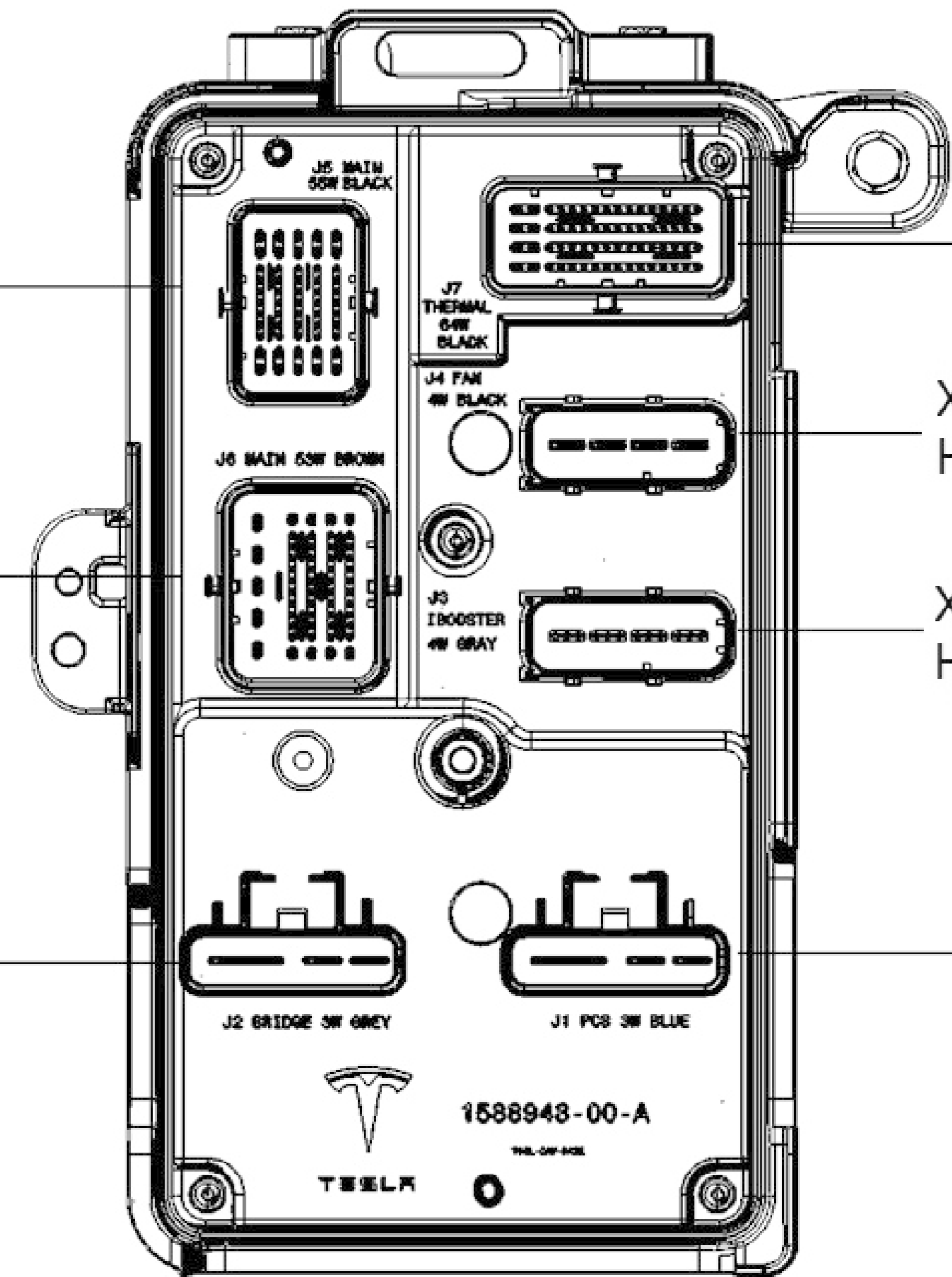
X015  
BRIDGE

X021  
THERMAL

X013  
HIGH POWER 2

X012  
HIGH POWER 1

X014  
DCDC



# VCBATT

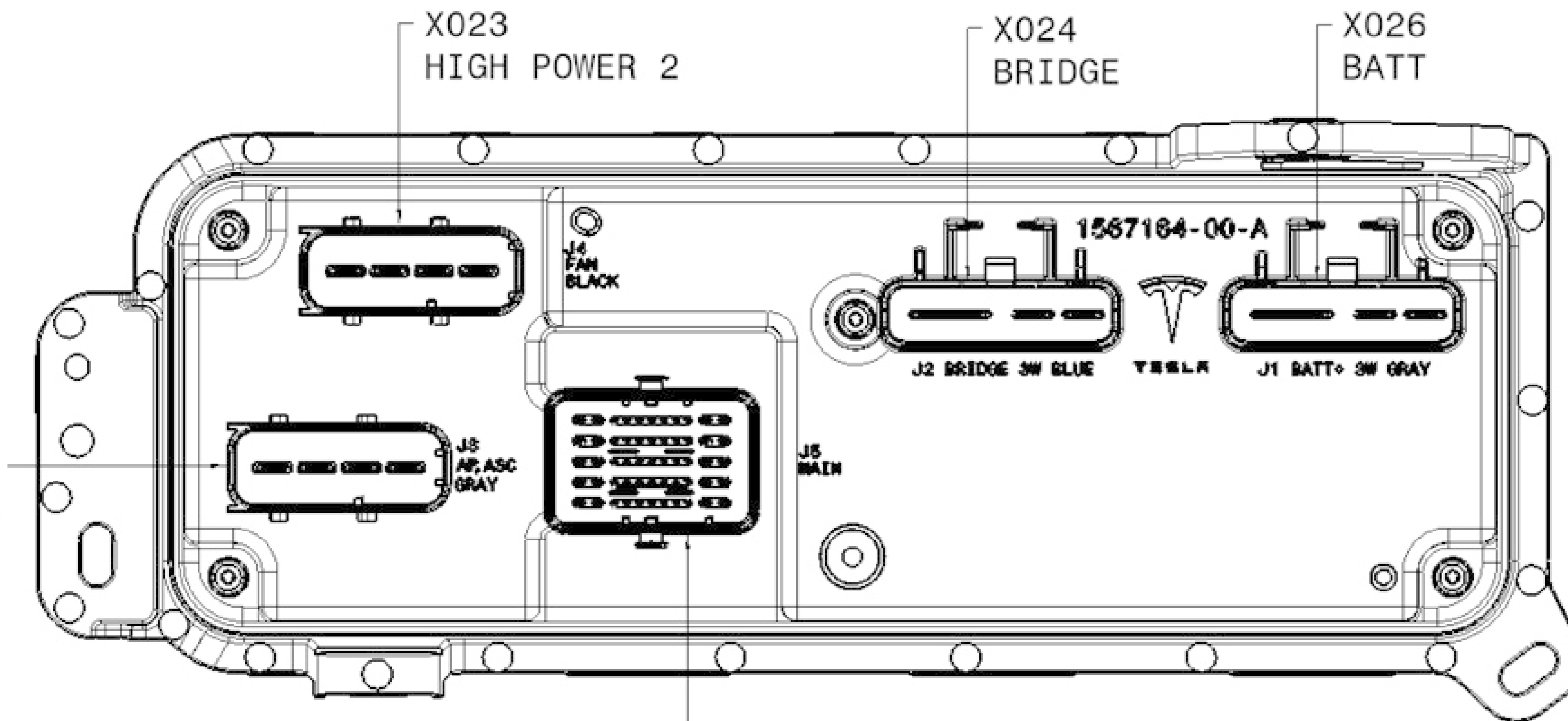
X023  
HIGH POWER 2

X024  
BRIDGE

X026  
BATT

X022  
HIGH POWER 1

X025  
MAIN 1



**TESLA**

THE INFORMATION CONTAINED HEREIN IS DEEMED TO BE CONFIDENTIAL, PROPRIETARY, AND A TRADE SECRET OF TESLA MOTORS. THIS INFORMATION MAY NOT BE USED, REPRODUCED, OR DISCLOSED AS THE DIRECT OR INDIRECT BASIS FOR THE DEVELOPMENT, MANUFACTURE, OR SALE OF PRODUCTS OR SERVICES WITHOUT THE EXPRESS WRITTEN CONSENT OF TESLA MOTORS.

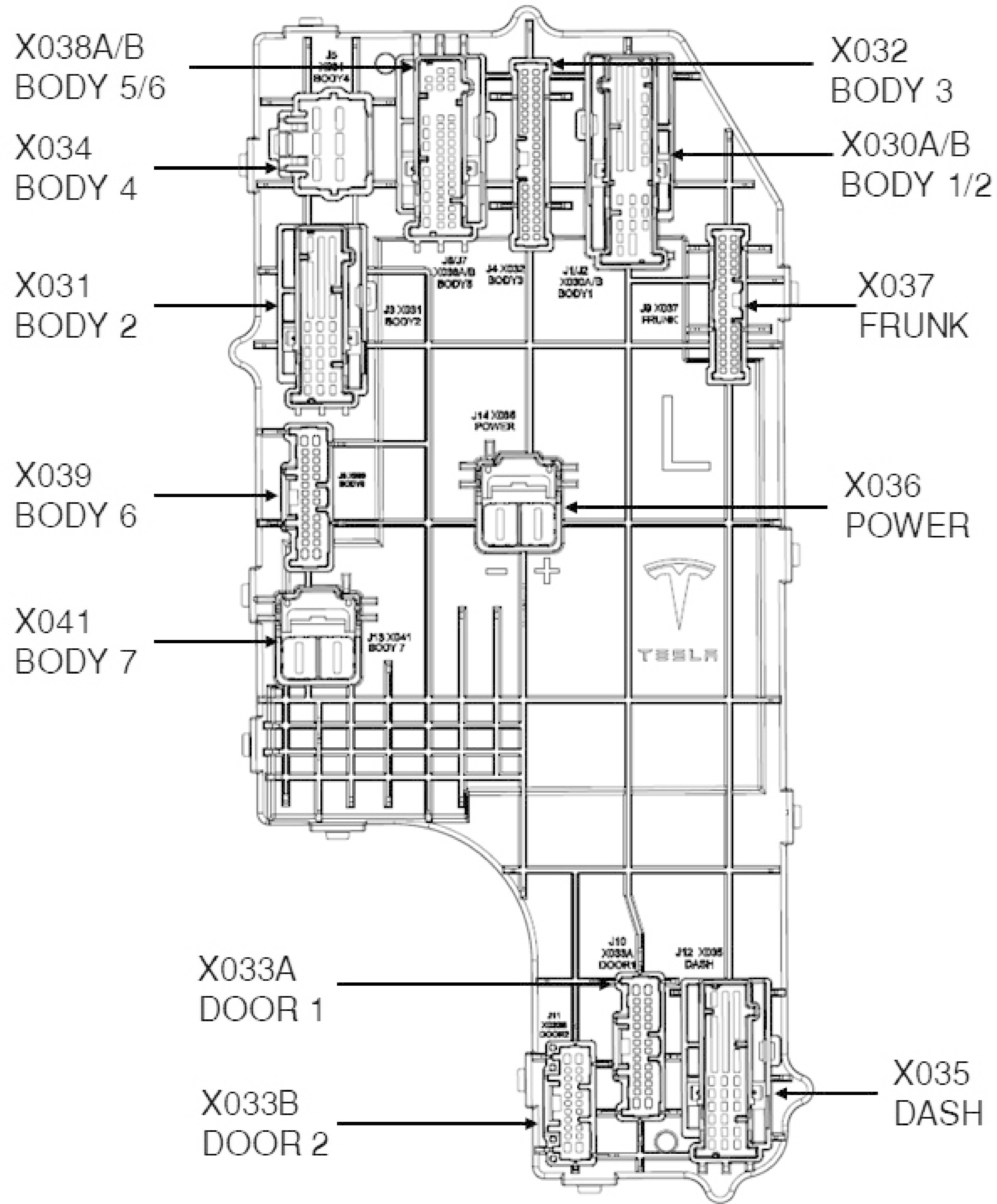
DRAWN	CHECKED	APPROVED
-------	---------	----------

MATERIAL AS SPECIFIED	FINISHING AS SPECIFIED	SCALE NONE
--------------------------	---------------------------	---------------

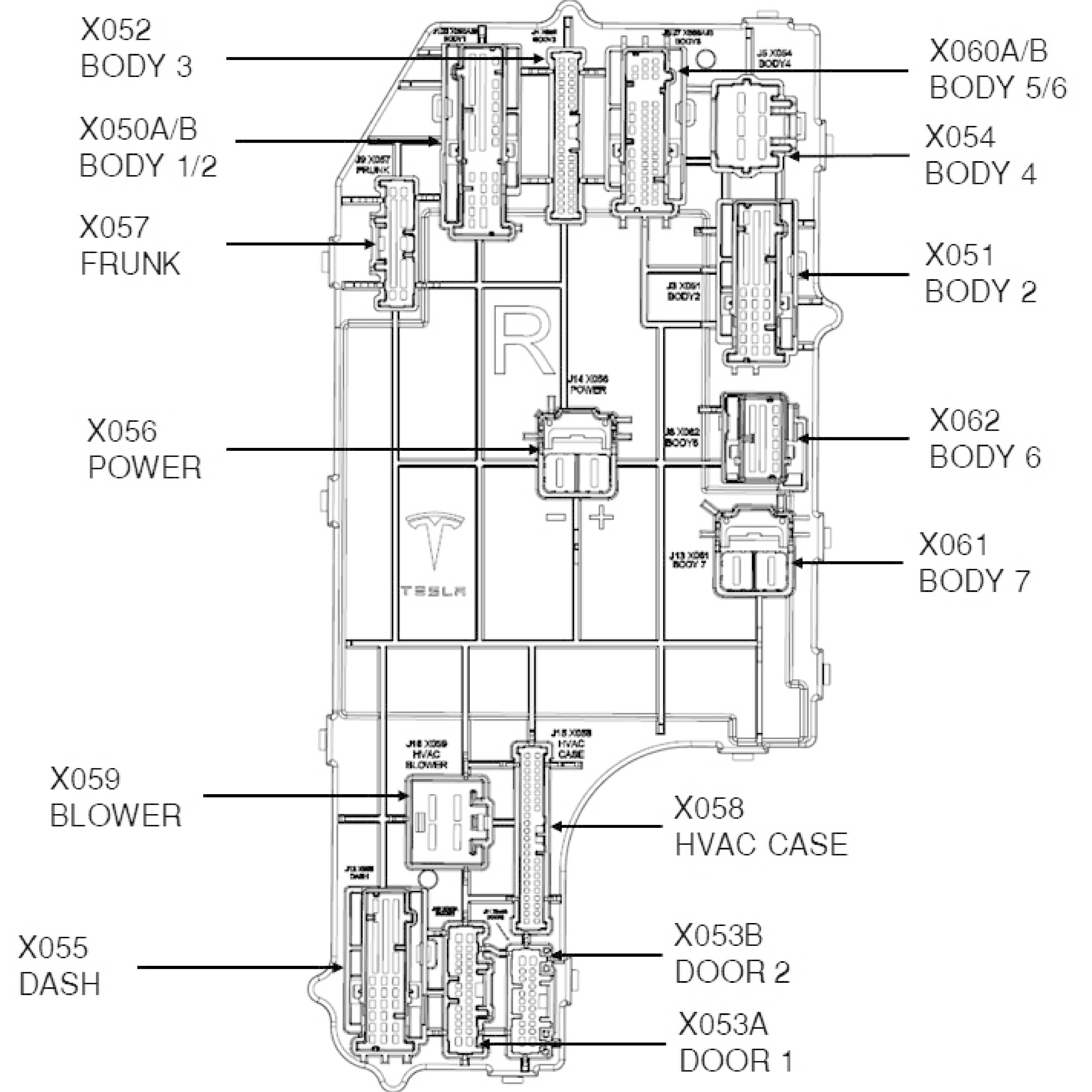
PART NAME  
#Vehicle Controller Layout, Front

PART NUMBER	REV	SHEET	SIZE
	1	2 OF 62	A0

# VCLEFT



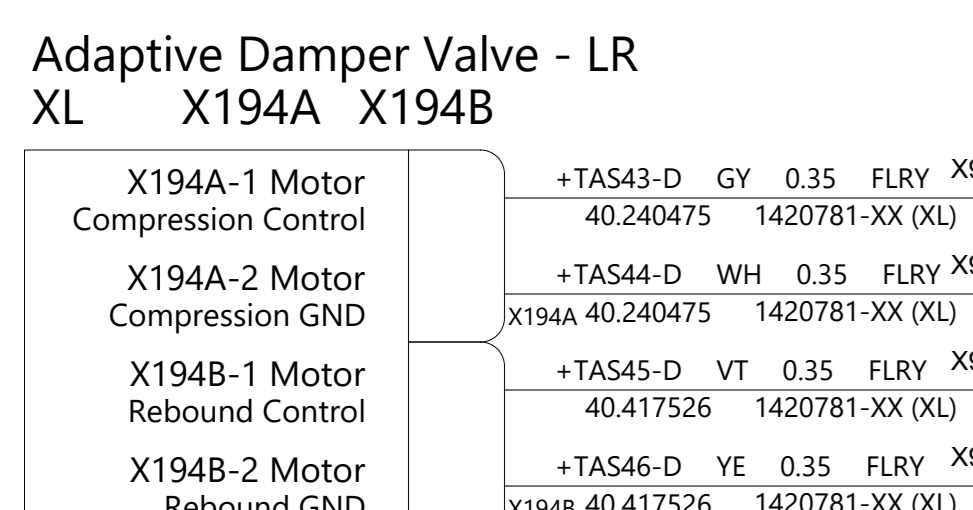
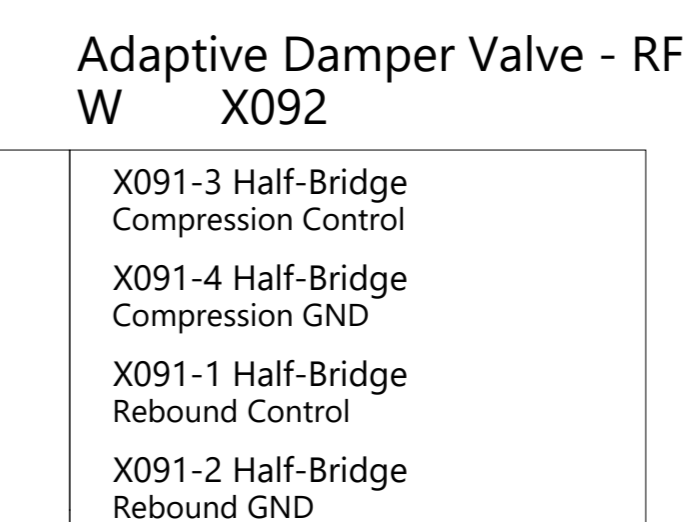
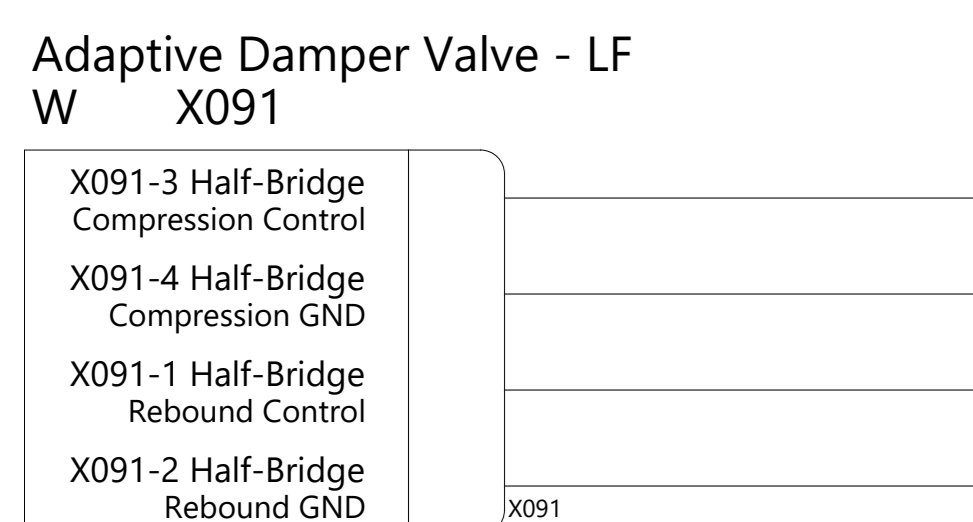
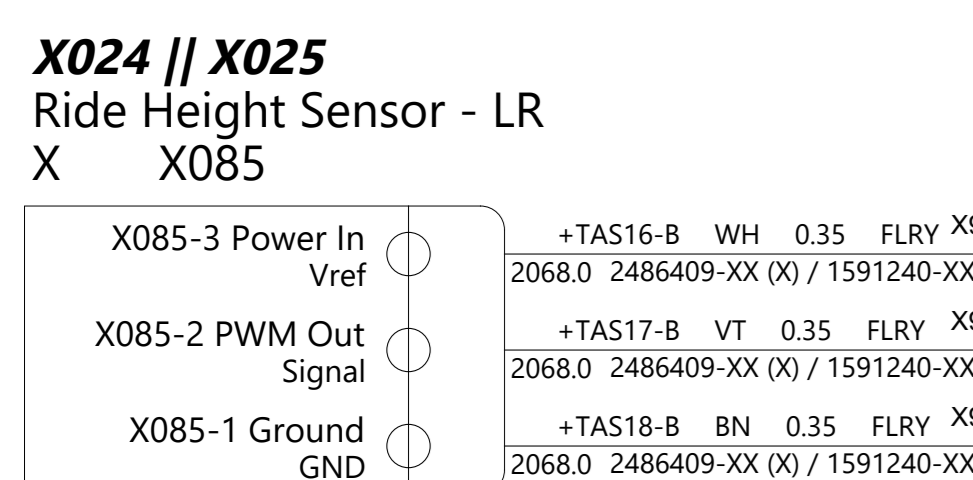
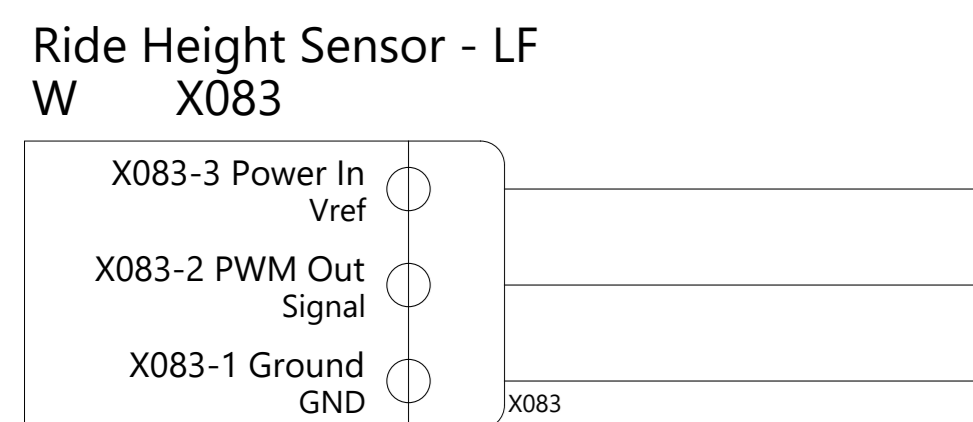
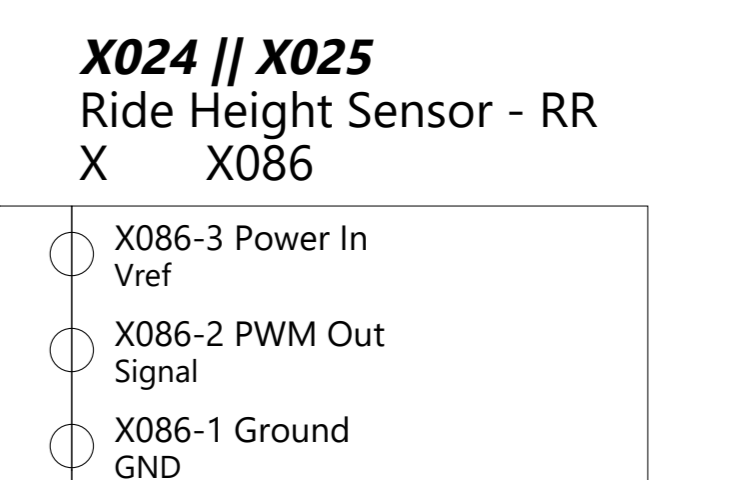
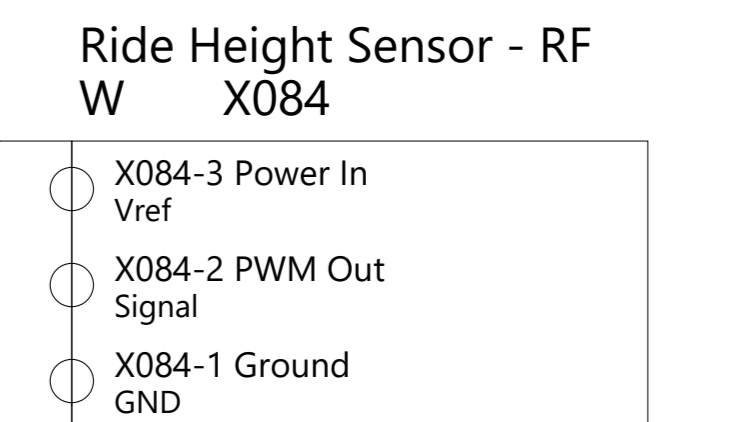
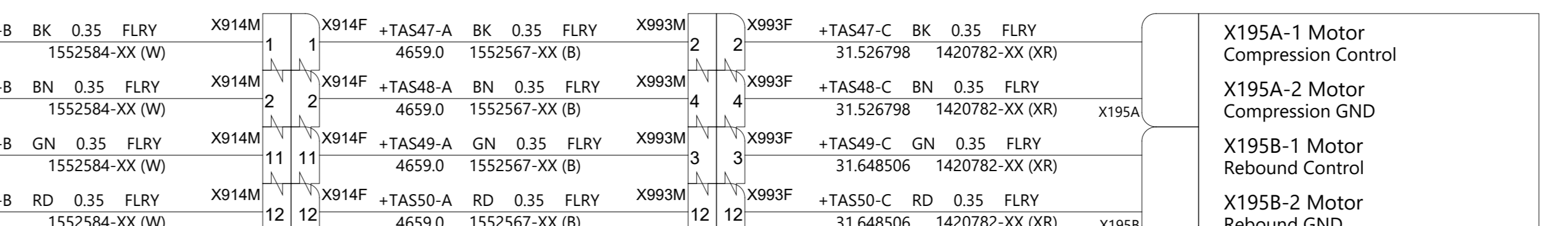
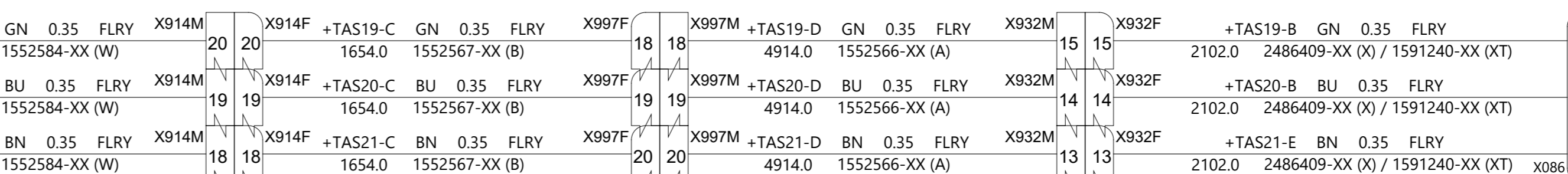
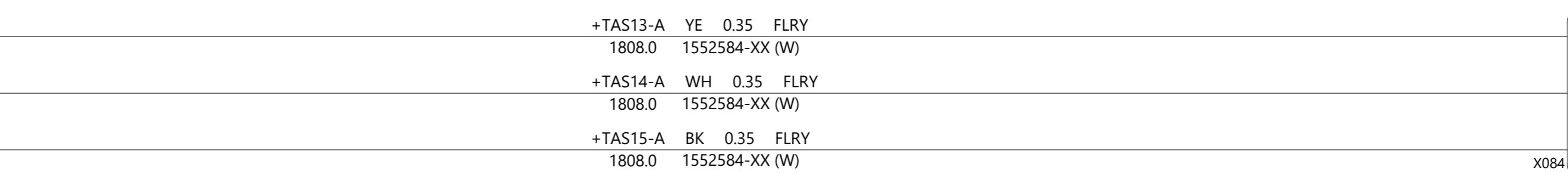
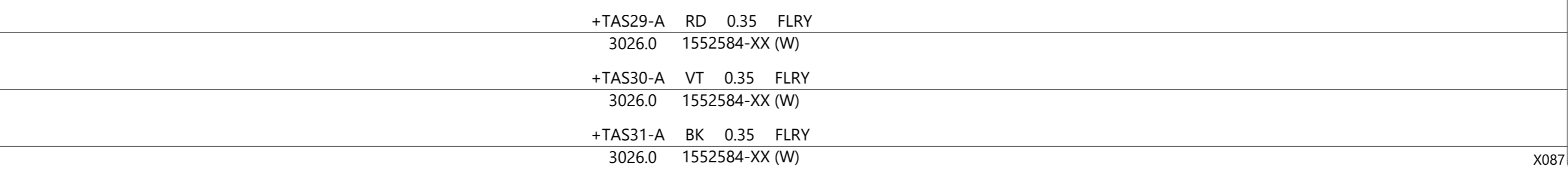
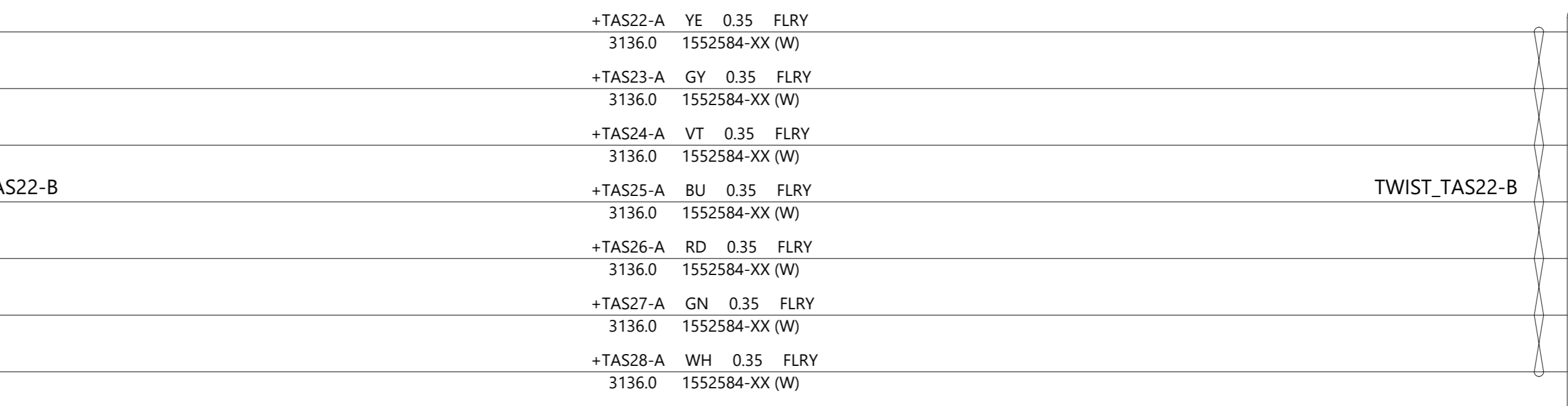
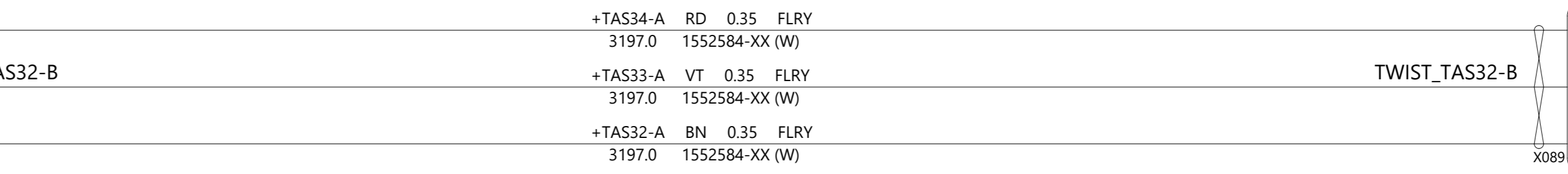
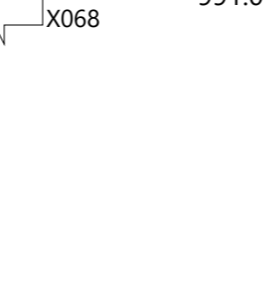


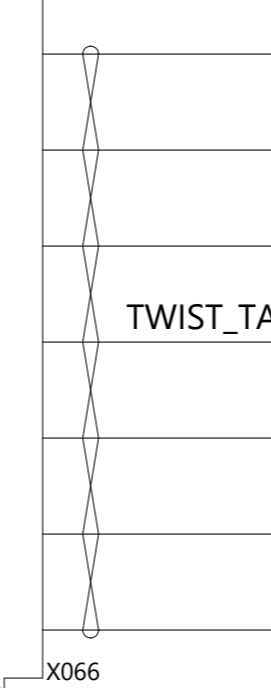
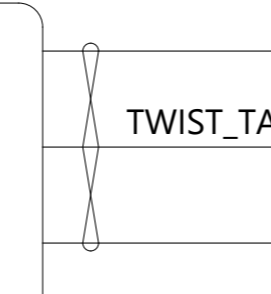
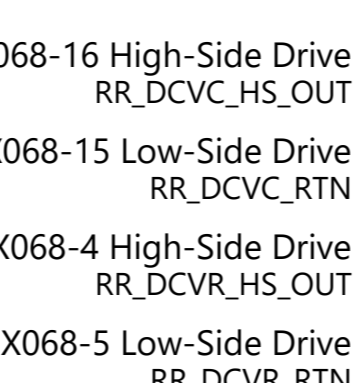
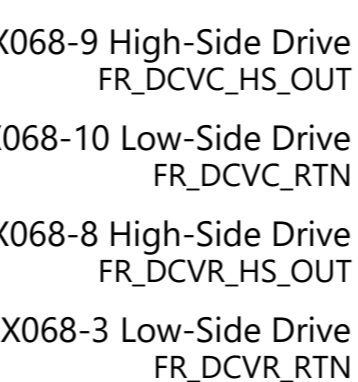
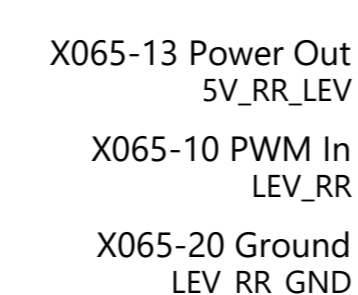
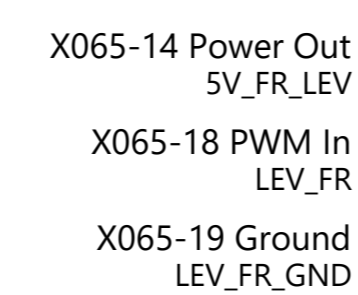
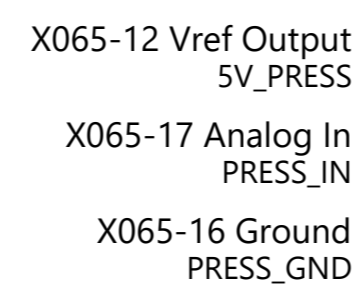
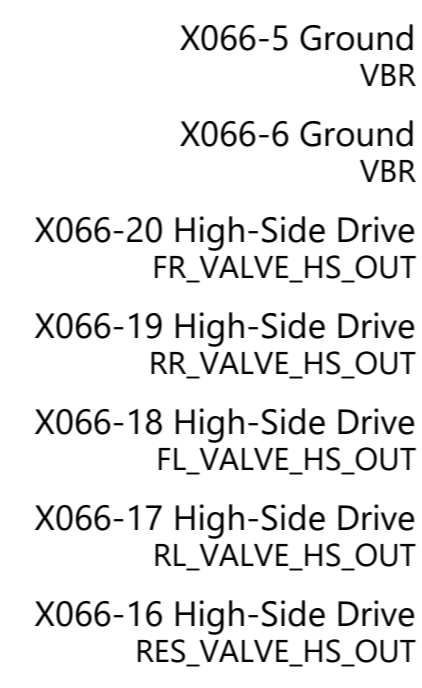
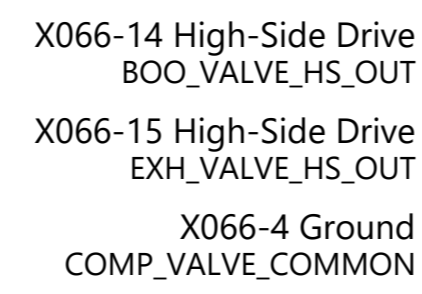
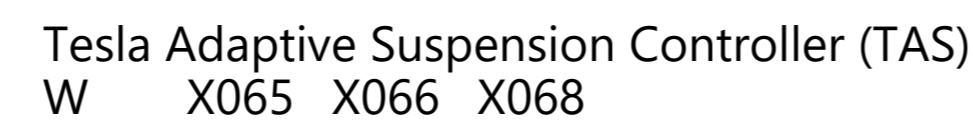
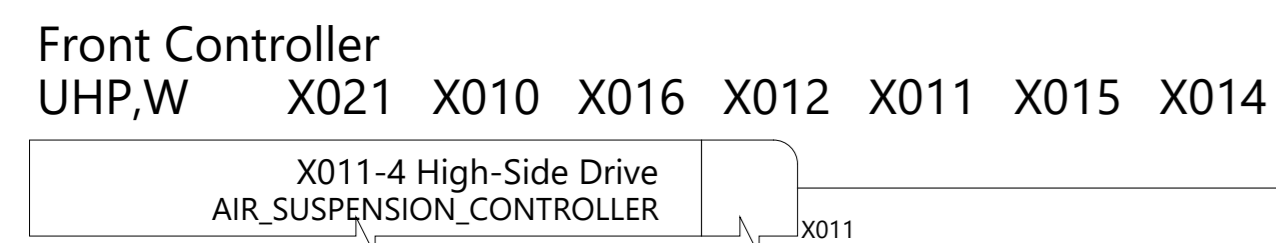
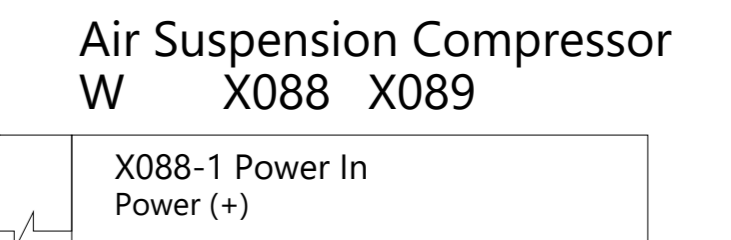
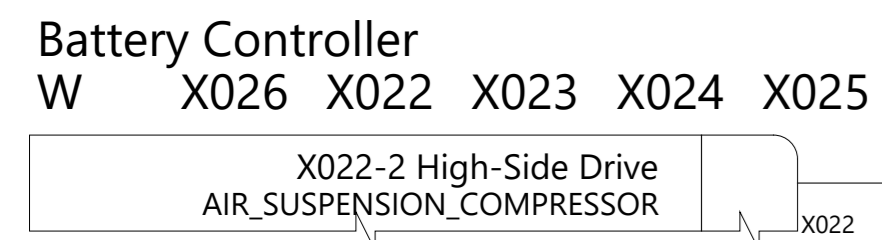
# VCRIGHT



**TESLA**

THE INFORMATION CONTAINED HEREIN IS DEEMED TO BE CONFIDENTIAL, PROPRIETARY, AND A TRADE SECRET OF TESLA MOTORS. THIS INFORMATION MAY NOT BE USED, REPRODUCED, OR DISCLOSED AS THE DIRECT OR INDIRECT BASIS FOR THE DEVELOPMENT, MANUFACTURE, OR SALE OF PROCESSES OR PRODUCTS WITHOUT THE EXPRESS WRITTEN CONSENT OF TESLA MOTORS.

DRAWN	CHECKED	APPROVED
MATERIAL AS SPECIFIED	FINISHING AS SPECIFIED	SCALE NONE
PART NAME #Vehicle Controller Layout, Side		
PART NUMBER	REV	SHEET
	1	3 OF 62
		SIZE A0



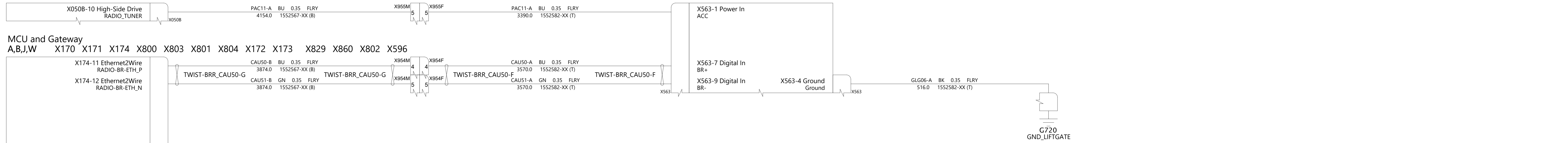
THE INFORMATION CONTAINED HEREIN IS DEEMED TO BE CONFIDENTIAL, PROPRIETARY, AND A TRADE SECRET OF TESLA MOTORS. THIS INFORMATION MAY NOT BE USED, REPRODUCED, OR DISCLOSED AS THE DIRECT OR INDIRECT BASIS FOR THE DEVELOPMENT, MANUFACTURE, OR SALE OF PROCESSES OR PRODUCTS WITHOUT THE EXPRESSED WRITTEN CONSENT OF TESLA MOTORS.

DRAWN	CHECKED	APPROVED
MATERIAL AS SPECIFIED	FINISHING AS SPECIFIED	SCALE NONE
PART NAME Air Suspension		
PART NUMBER	REV	SHEET
	1	4 OF 62
		SIZE A0

Body Controller - Right  
 B,J,W,P X050A X050B X051 X052 X054 X060A  
 X060B X062 X057 X053A X053B X055  
 X061 X056 X058

MCU and Gateway  
 A,B,J,W X170 X171 X174 X800 X803 X801 X804 X172 X173 X829 X860 X802 X596

Radio Tuner  
 T X563 X815 X818



X174-16 A2B  
 A2B-A-OUT\_P  
 X174-15 A2B  
 A2B-A-OUT\_N  
  
 X174-2 A2B  
 A2B-B-OUT\_P  
 X174-1 A2B  
 A2B-B-OUT\_N

Microphone - Overhead Left  
 AT X605

Microphone - 1st Row Shoulder  
 Y X1050

Microphone - Overhead Right  
 AT X606

Accelerometer - RR  
 XR X623

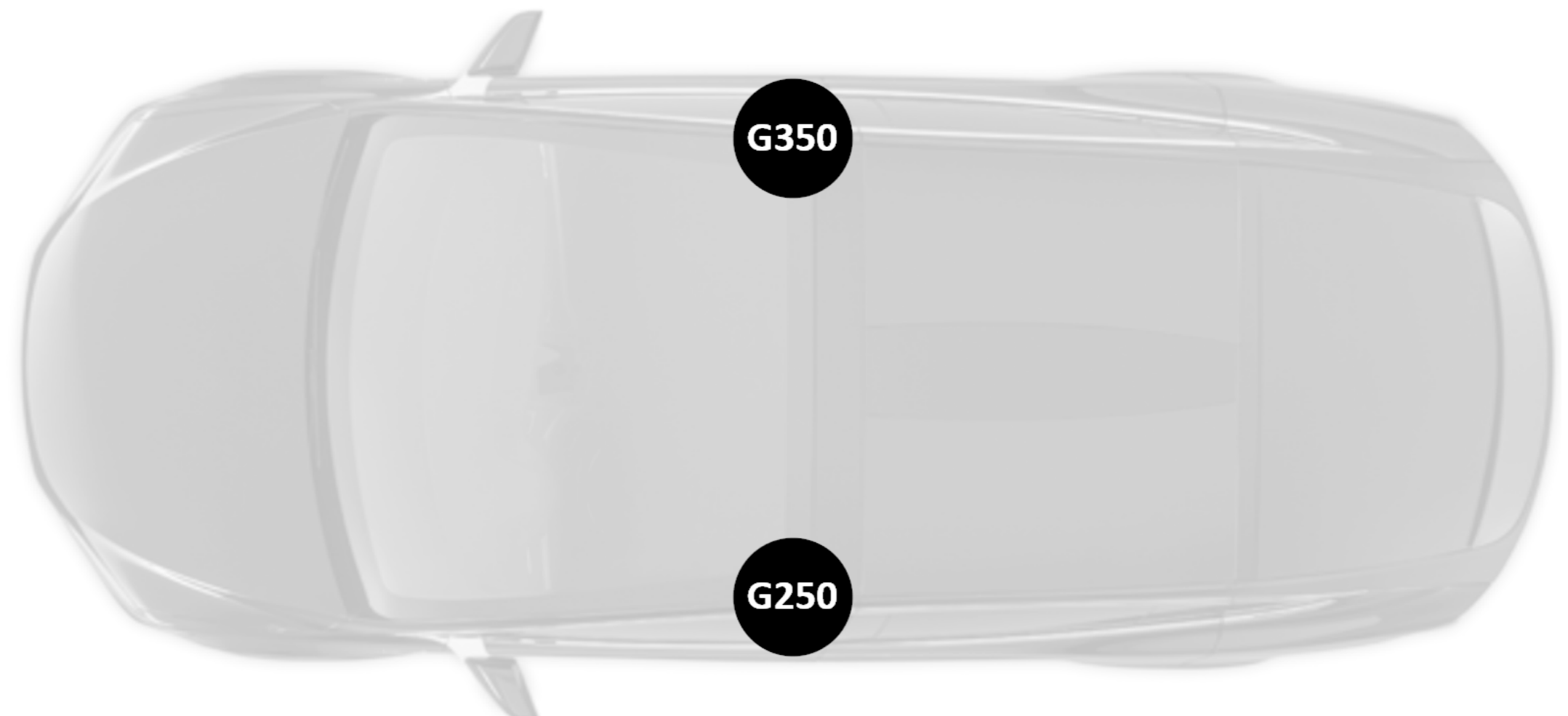
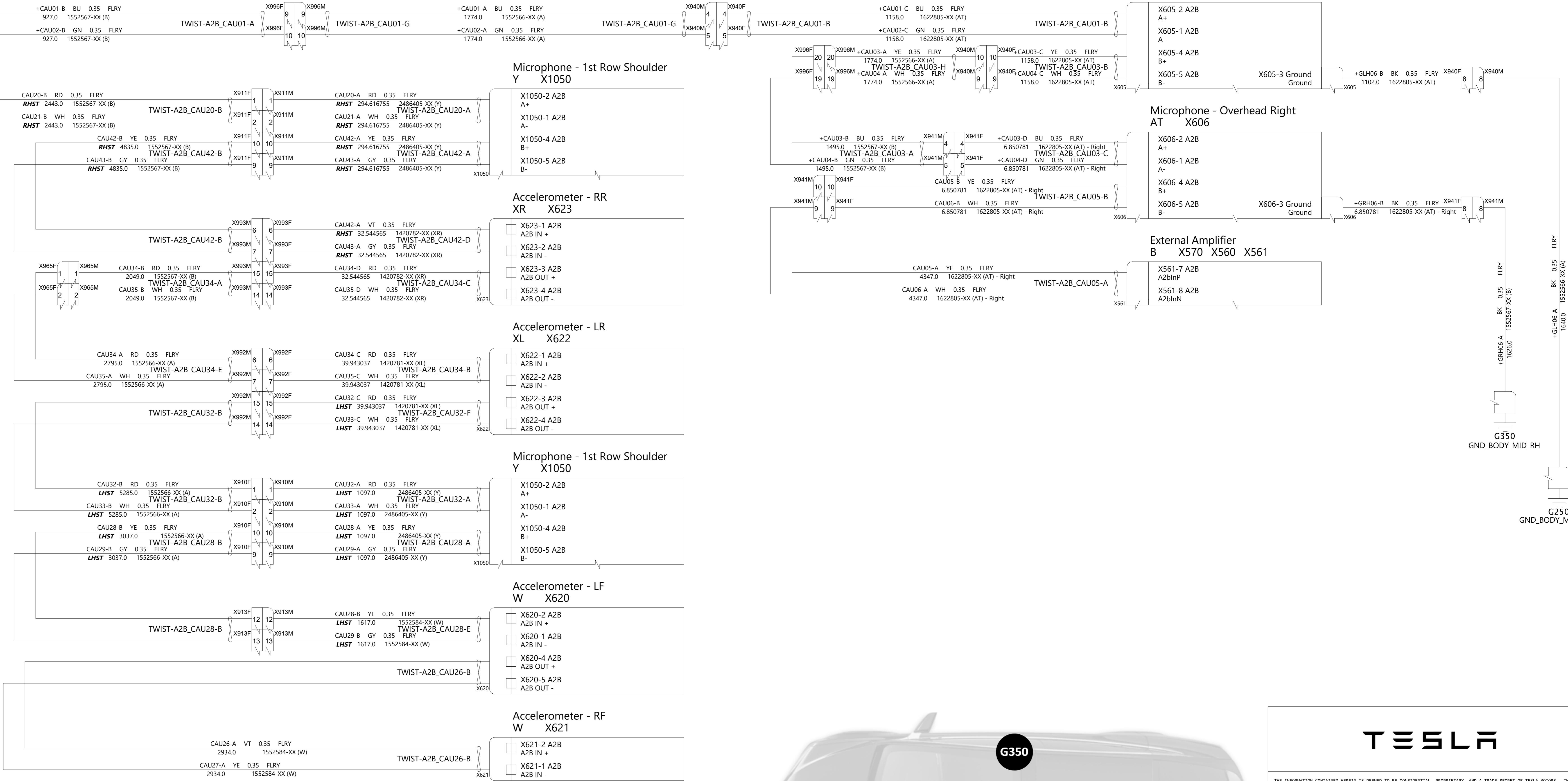
External Amplifier  
 B X570 X560 X561

Accelerometer - LR  
 XL X622

Microphone - 1st Row Shoulder  
 Y X1050

Accelerometer - LF  
 W X620


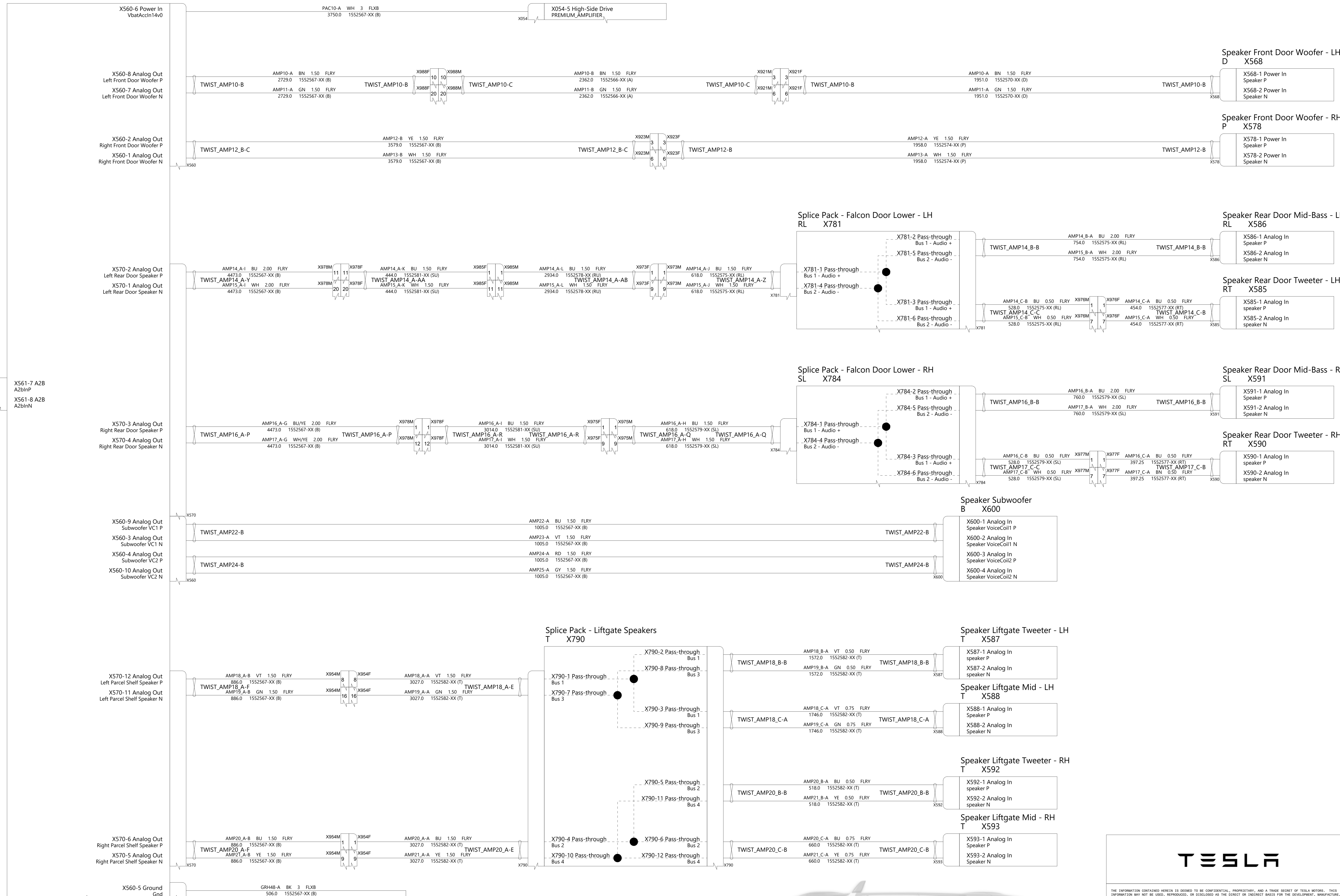
Accelerometer - RF  
 W X621



<b>TESLA</b>			
THE INFORMATION CONTAINED HEREIN IS DEEMED TO BE CONFIDENTIAL, PROPRIETARY, AND A TRADE SECRET OF TESLA MOTORS. THIS INFORMATION MAY NOT BE USED, REPRODUCED, OR DISCLOSED AS THE DIRECT OR INDIRECT BASIS FOR THE DEVELOPMENT, MANUFACTURE, OR SALE OF PROCESSES OR PRODUCTS WITHOUT THE EXPRESSED WRITTEN CONSENT OF TESLA MOTORS.			
DRAWN	CHECKED	APPROVED	
MATERIAL AS SPECIFIED	FINISHING AS SPECIFIED	SCALE NONE	
PART NAME Audio - A2B, Microphones and Radio			
PART NUMBER	REV	SHEET	SIZE
	1	5 OF 62	A0

External Amplifier  
B X560 X561 X570

Body Controller - Right  
B,J,W,P X050A X050B X051 X052 X054 X060A X060B X062 X057 X053A X053B X055 X061 X056 X058 X059

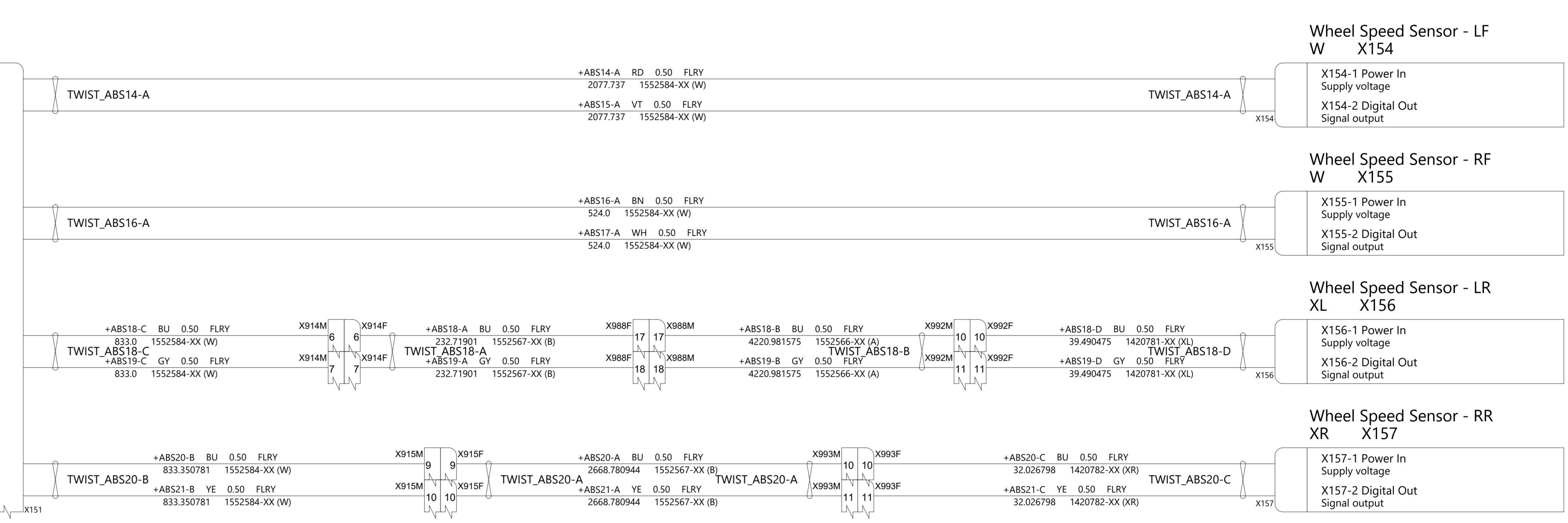

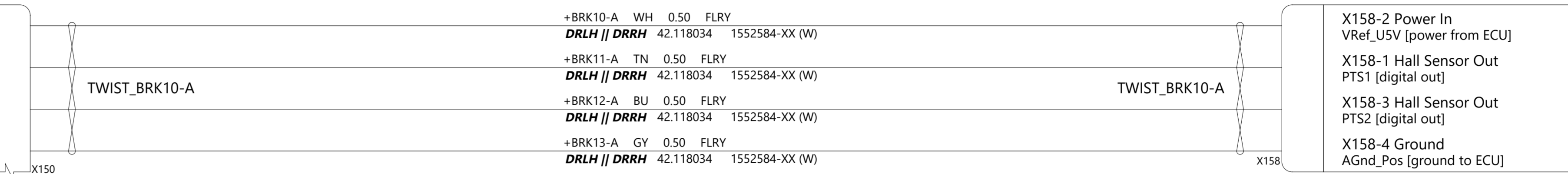
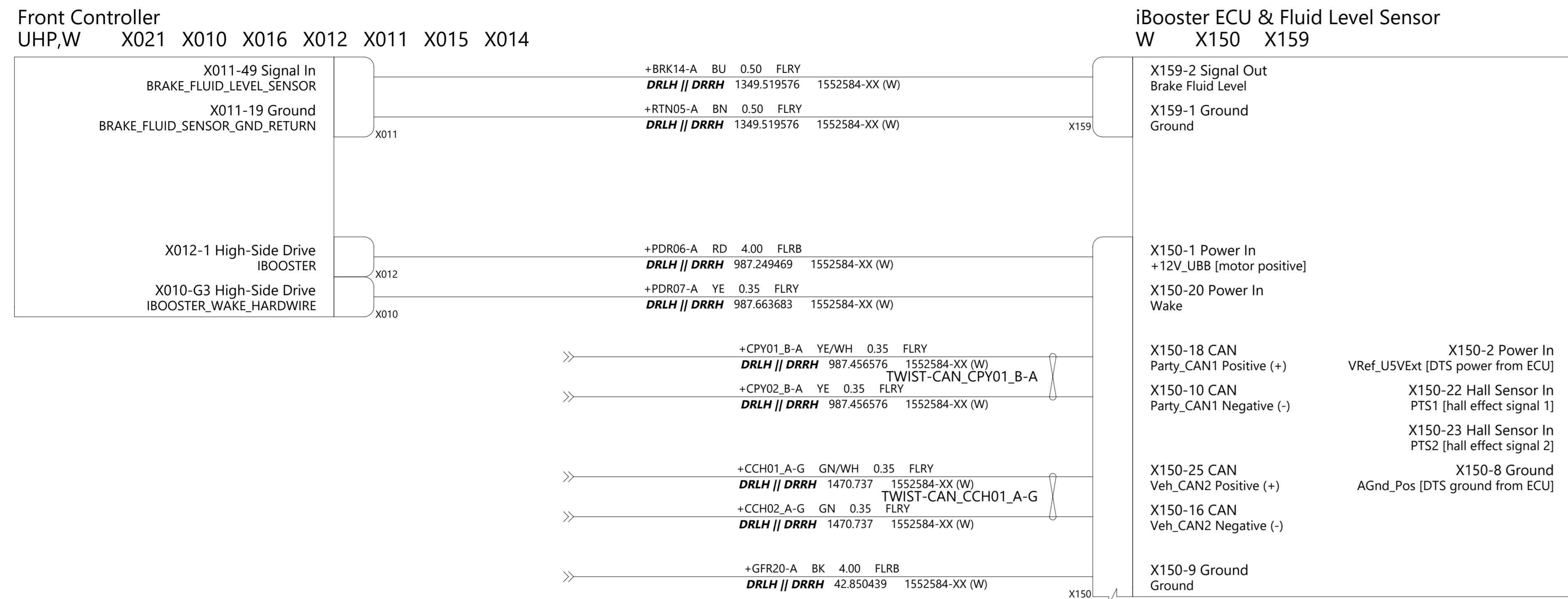


**TESLA**

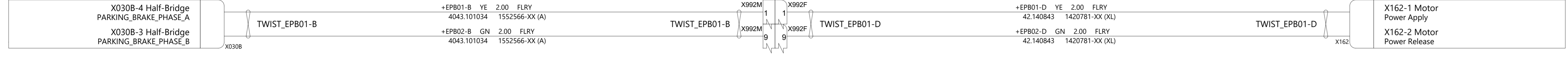
THE INFORMATION CONTAINED HEREIN IS DEEMED TO BE CONFIDENTIAL, PROPRIETARY, AND A TRADE SECRET OF TESLA MOTORS. THIS INFORMATION MAY NOT BE USED, REPRODUCED, OR DISCLOSED AS THE DIRECT OR INDIRECT BASIS FOR THE DEVELOPMENT, MANUFACTURE, OR SALE OF PROCESSES OR PRODUCTS WITHOUT THE EXPRESSED WRITTEN CONSENT OF TESLA MOTORS.

DRAWN	CHECKED	APPROVED
MATERIAL AS SPECIFIED	FINISHING AS SPECIFIED	SCALE NONE
PART NAME Audio - External Amp		
PART NUMBER	REV	SHEET
	1	6 OF 62
		SIZE A0

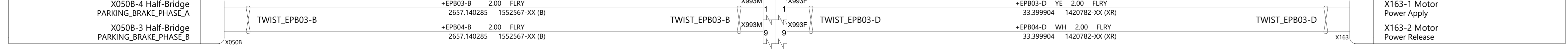




**Body Controller - Left**  
A,J,W,D X030A X030B X031 X032 X034 X038A  
X038B X039 X037 X033A X033B X035  
X041 X036



**Body Controller - Right**  
B,J,W,P X050A X050B X051 X052 X054 X060A  
X060B X062 X057 X053A X053B X055  
X061 X056 X058

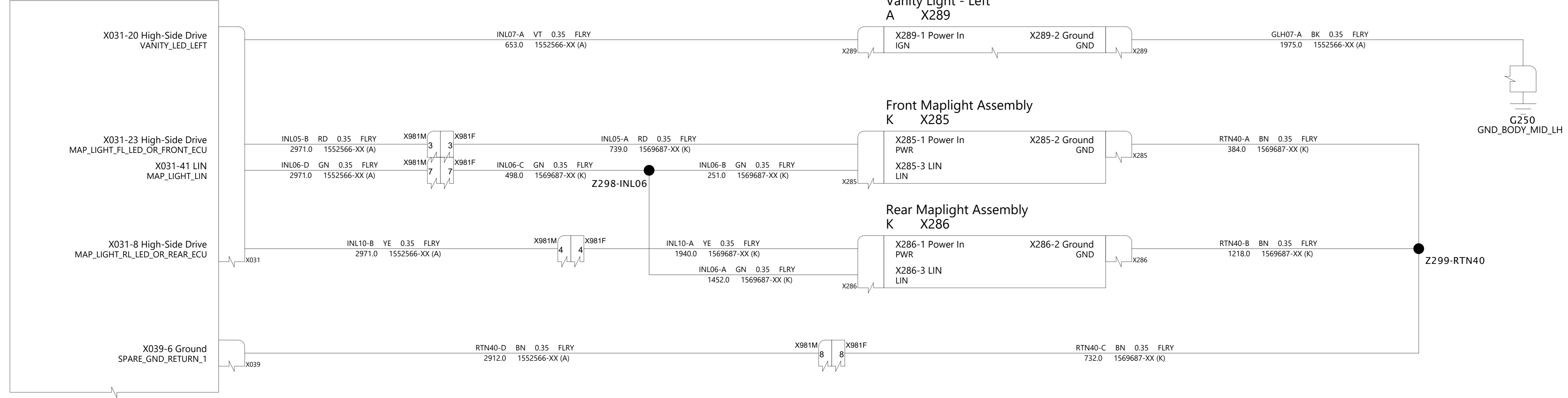


THE INFORMATION CONTAINED HEREIN IS DEEMED TO BE CONFIDENTIAL, PROPRIETARY, AND A TRADE SECRET OF TESLA MOTORS. THIS INFORMATION MAY NOT BE USED, REPRODUCED, OR DISCLOSED AS THE DIRECT OR INDIRECT BASIS FOR THE DEVELOPMENT, MANUFACTURE, OR SALE OF PROCESSES OR PRODUCTS WITHOUT THE EXPRESSED WRITTEN CONSENT OF TESLA MOTORS.


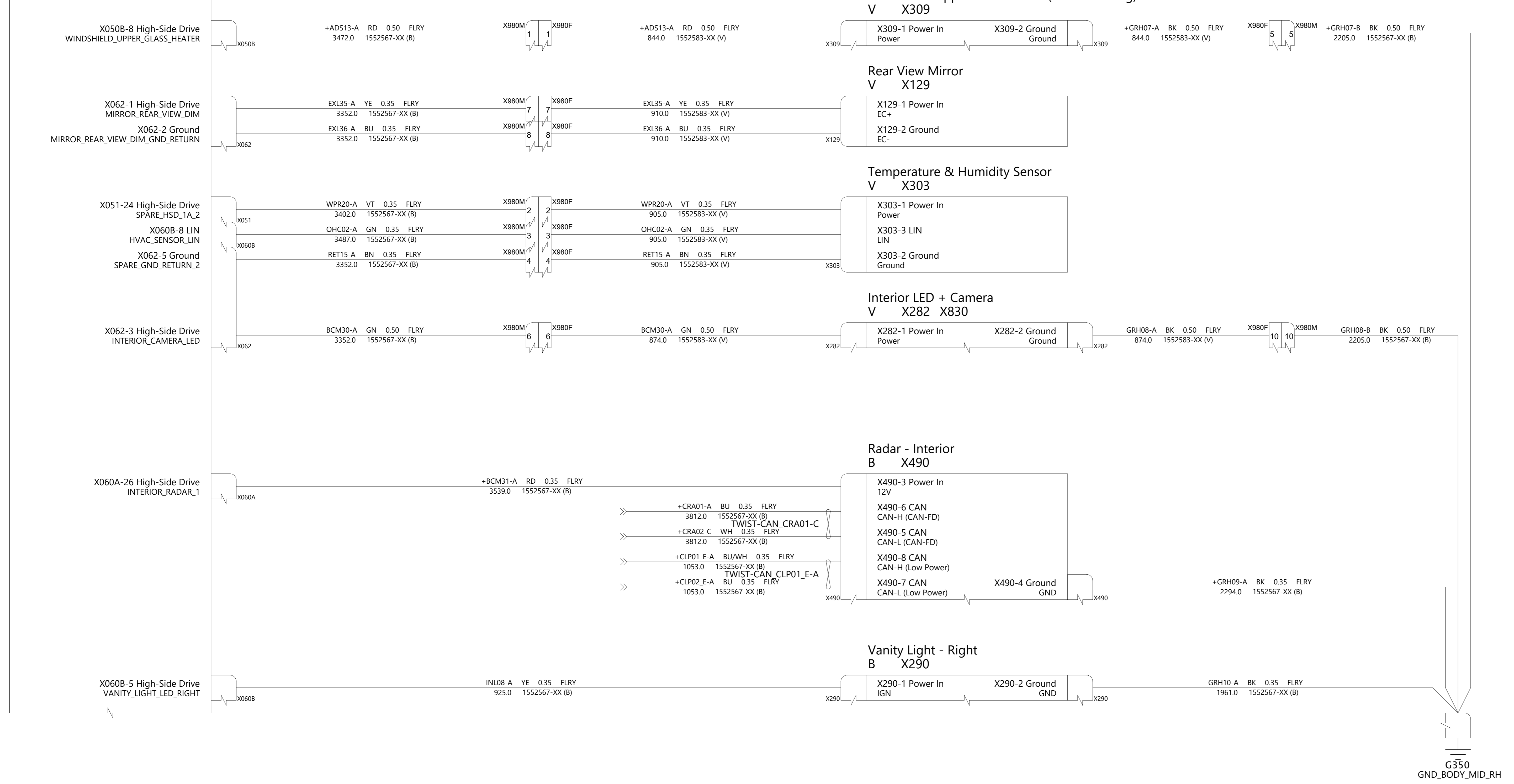
DRAWN		CHECKED		APPROVED	
MATERIAL AS SPECIFIED		FINISHING AS SPECIFIED		SCALE NONE	
PART NAME Braking and Stability					
PART NUMBER	REV	SHEET	SIZE		
	1	8 of 62	A0		



**Body Controller - Left**  
A,J,W,D X030A X030B X031 X032 X034 X038A X038B X039 X037 X033A X033B X035 X041 X036



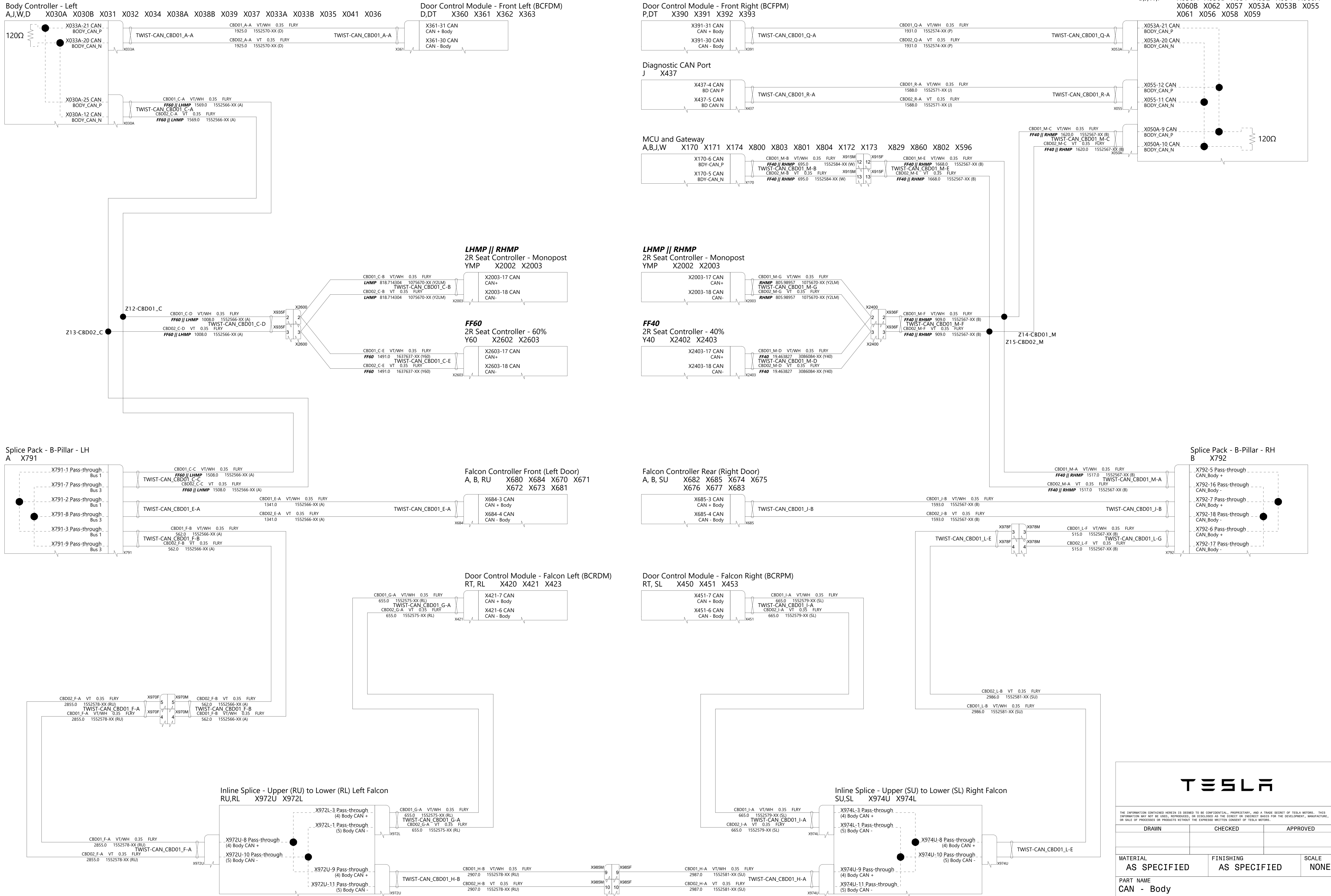
**Body Controller - Right**  
B,J,W,P X050A X050B X051 X052 X054 X060A X060B X062 X057 X053A X053B X055 X061 X056 X058



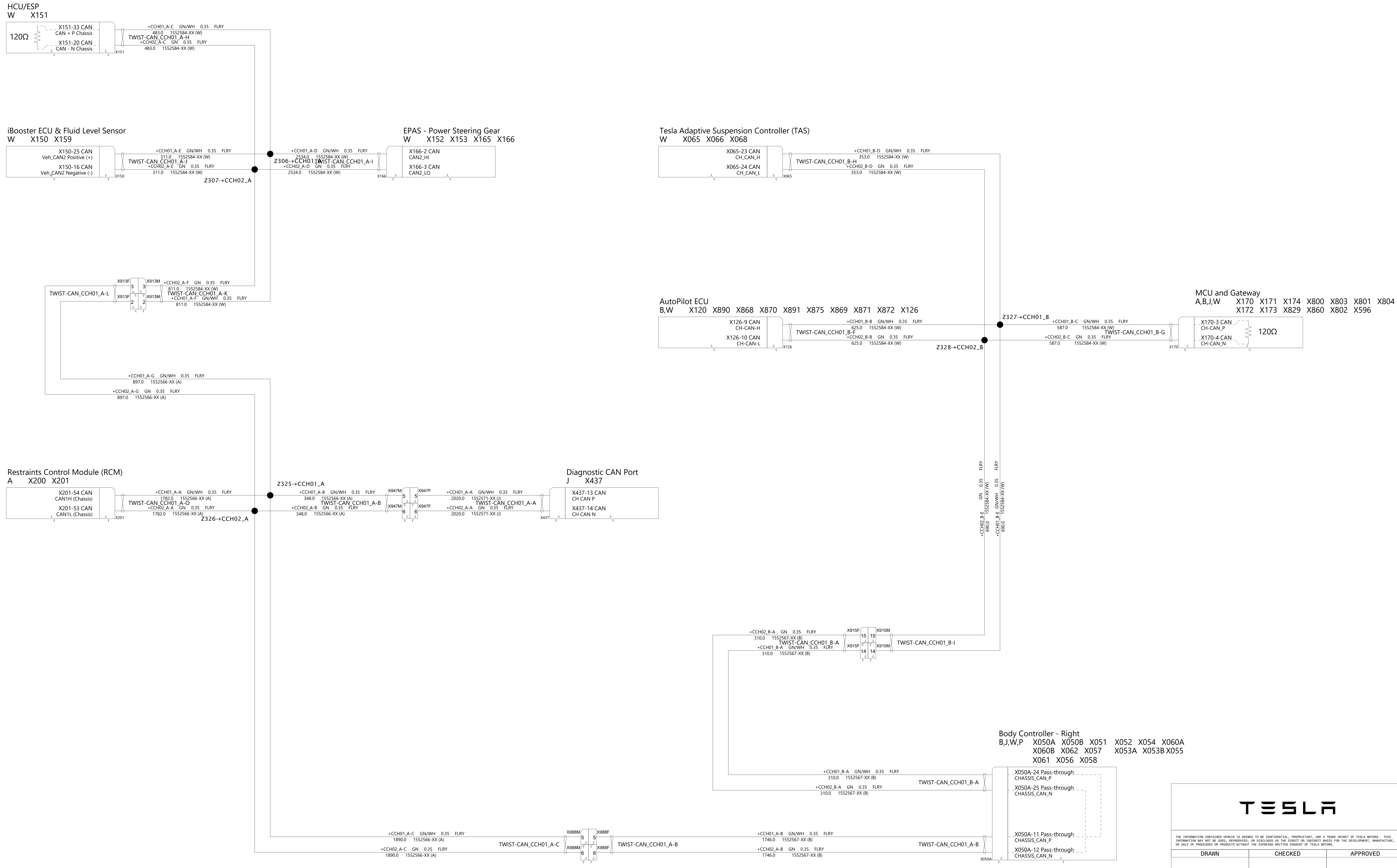
**TESLA**

THE INFORMATION CONTAINED HEREIN IS DEEMED TO BE CONFIDENTIAL, PROPRIETARY, AND A TRADE SECRET OF TESLA MOTORS. THIS INFORMATION MAY NOT BE USED, REPRODUCED, OR DISCLOSED AS THE DIRECT OR INDIRECT BASIS FOR THE DEVELOPMENT, MANUFACTURE, OR SALE OF PROCESSES OR PRODUCTS WITHOUT THE EXPRESS WRITTEN CONSENT OF TESLA MOTORS.

DRAWN	CHECKED	APPROVED
MATERIAL AS SPECIFIED	FINISHING AS SPECIFIED	SCALE NONE
PART NAME Cabin Overhead		
PART NUMBER	REV	SHEET
	1	9 OF 62
		SIZE A0



<b>TESLA</b>			
THE INFORMATION CONTAINED HEREIN IS DEEMED TO BE CONFIDENTIAL, PROPRIETARY, AND A TRADE SECRET OF TESLA MOTORS. THIS INFORMATION MAY NOT BE USED, REPRODUCED, OR DISCLOSED AS THE DIRECT OR INDIRECT BASIS FOR THE DEVELOPMENT, MANUFACTURE, OR SALE OF PROCESSES OR PRODUCTS WITHOUT THE EXPRESSED WRITTEN CONSENT OF TESLA MOTORS.			
DRAWN	CHECKED	APPROVED	
MATERIAL AS SPECIFIED	FINISHING AS SPECIFIED	SCALE NONE	
PART NAME CAN - Body			
PART NUMBER	REV	SHEET	SIZE
	1	10 of 62	A0



**TESLA**

THE INFORMATION CONTAINED HEREIN IS DEEMED TO BE CONFIDENTIAL, PROPRIETARY, AND A TRADE SECRET OF TESLA MOTORS. THIS INFORMATION MAY NOT BE USED, REPRODUCED, OR DISCLOSED AS THE DIRECT OR INDIRECT BASIS FOR THE DEVELOPMENT, MANUFACTURE, OR SALE OF PROCESSES OR PRODUCTS WITHOUT THE EXPRESSED WRITTEN CONSENT OF TESLA MOTORS.

DRAWN	CHECKED	APPROVED
-------	---------	----------

MATERIAL AS SPECIFIED	FINISHING AS SPECIFIED	SCALE NONE
--------------------------	---------------------------	---------------

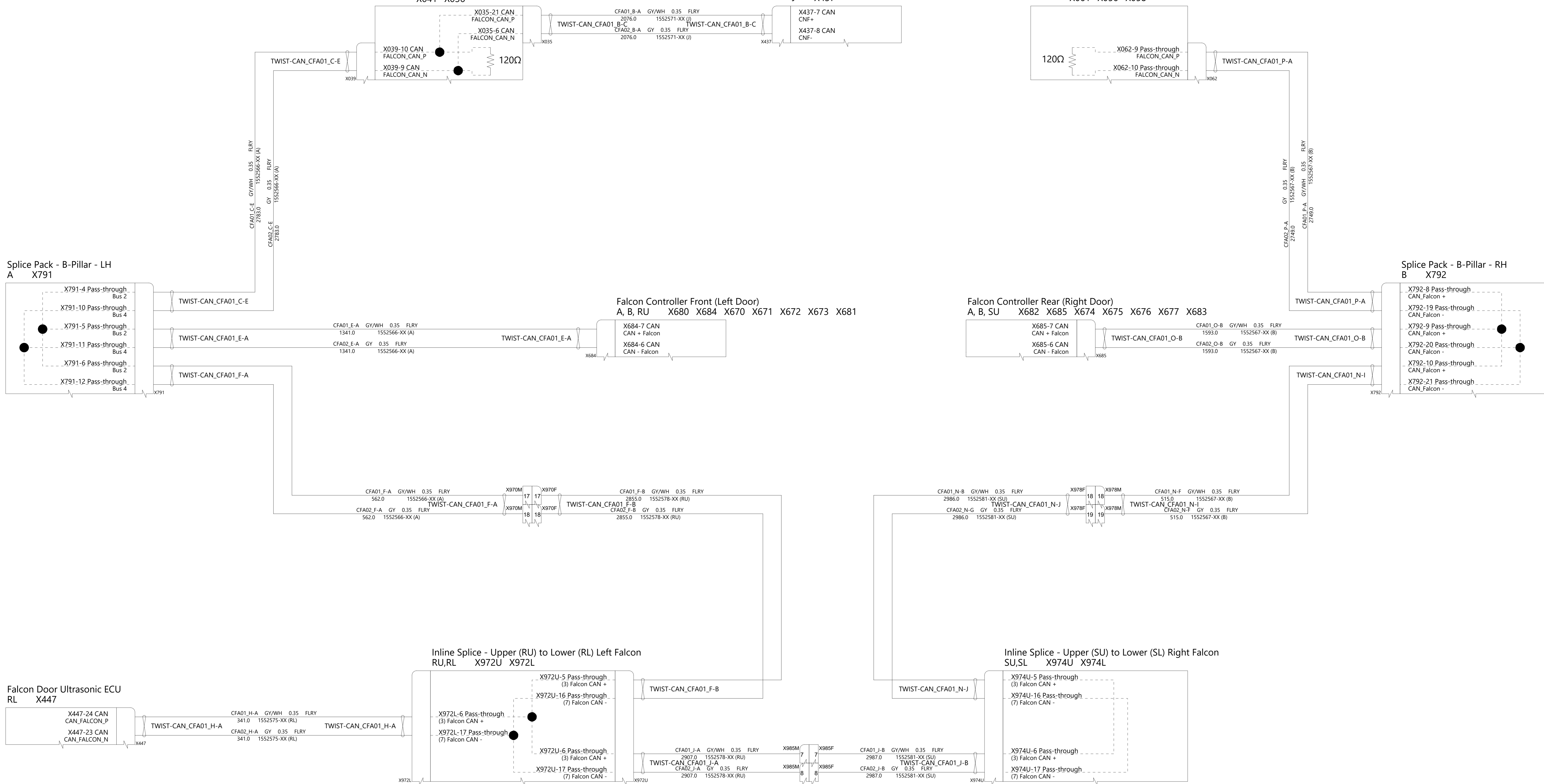
PART NAME  
**CAN - Chassis**

PART NUMBER	REV	SHEET	SIZE
	1	11 OF 62	A0

Body Controller - Left  
 A,J,W,D X030A X030B X031 X032 X034 X038A  
 X038B X039 X037 X033A X033B X035  
 X041 X036

Diagnostic CAN Port  
 J X437

Body Controller - Right  
 B,J,W,P X050A X050B X051 X052 X054 X060A  
 X060B X062 X057 X053A X053B X055  
 X061 X056 X058



**TESLA**

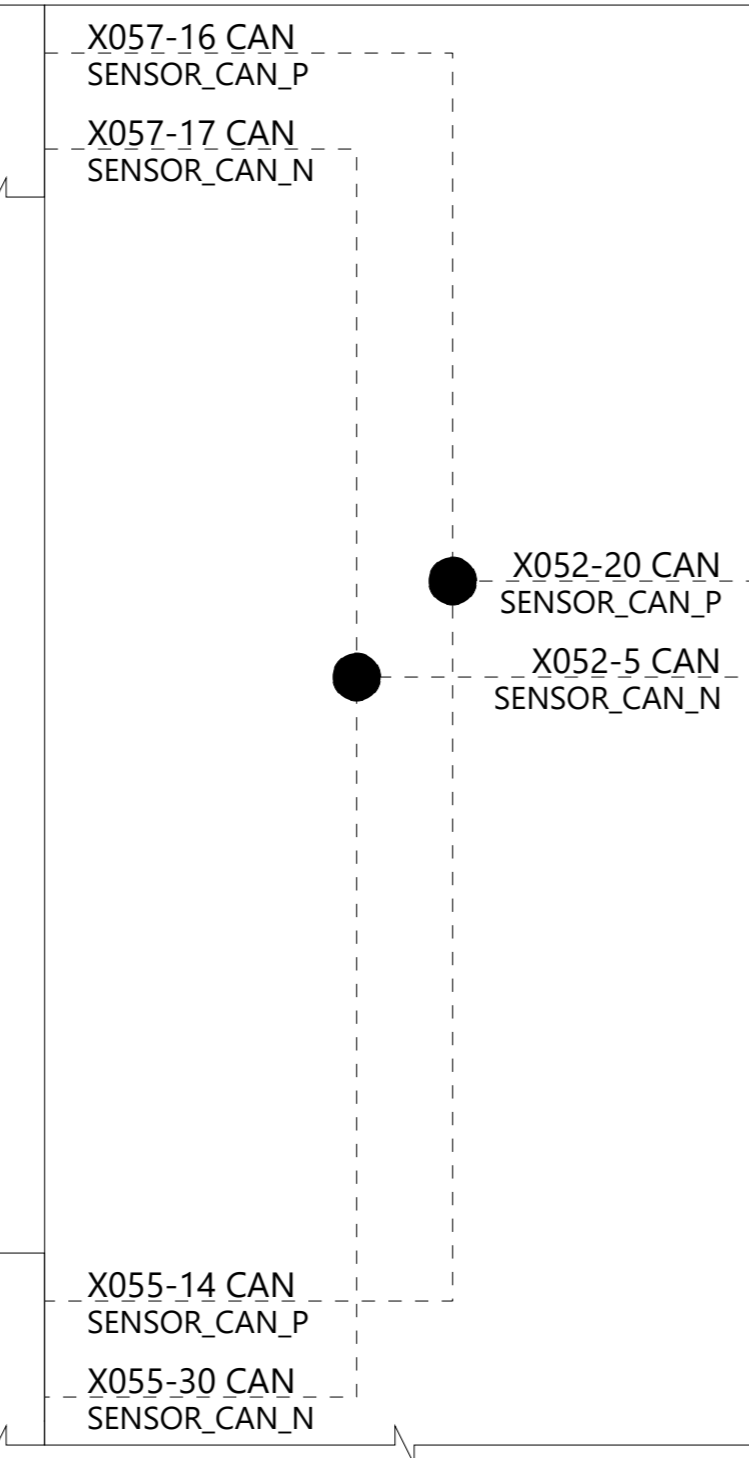
THE INFORMATION CONTAINED HEREIN IS DEEMED TO BE CONFIDENTIAL, PROPRIETARY, AND A TRADE SECRET OF TESLA MOTORS. THIS INFORMATION MAY NOT BE USED, REPRODUCED, OR DISCLOSED AS THE DIRECT OR INDIRECT BASIS FOR THE DEVELOPMENT, MANUFACTURE, OR SALE OF PROCESSES OR PRODUCTS WITHOUT THE EXPRESSED WRITTEN CONSENT OF TESLA MOTORS.

DRAWN	CHECKED	APPROVED
MATERIAL AS SPECIFIED	FINISHING AS SPECIFIED	SCALE NONE
PART NAME CAN - Falcon		
PART NUMBER	REV	SHEET
	1	12 of 62
		SCALE A0

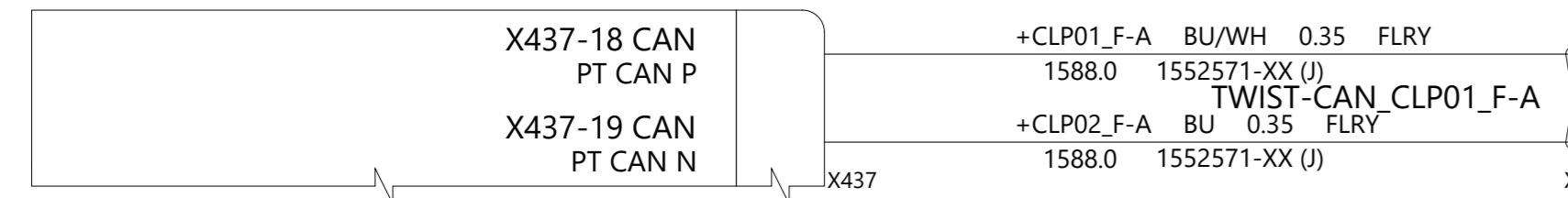
**Battery Controller**  
W X026 X022 X023 X024 X025



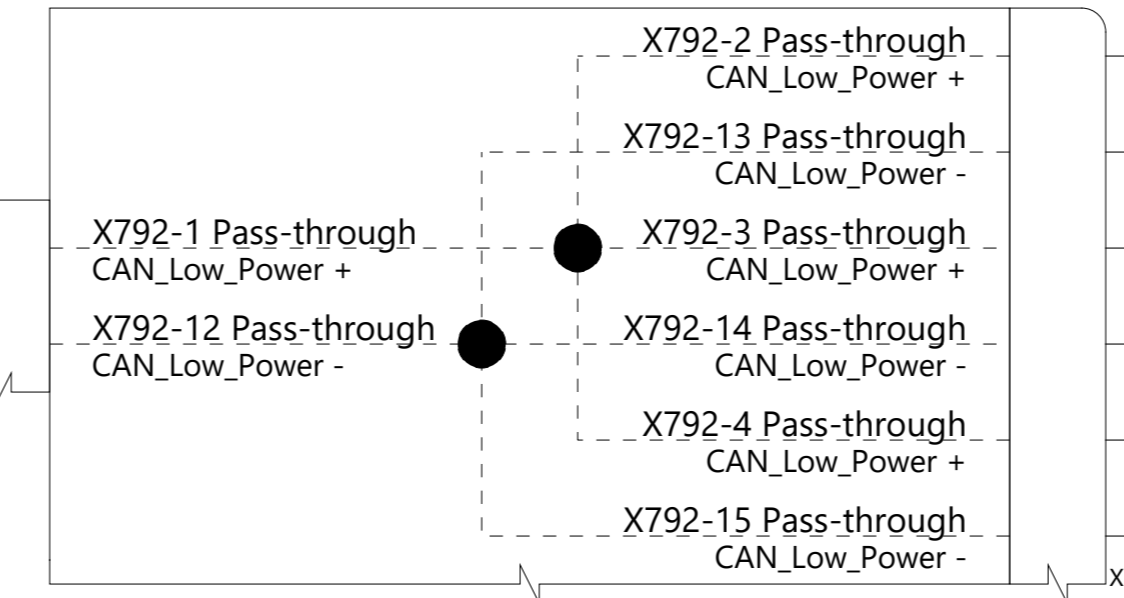
**Body Controller - Right**  
B,J,W,P X050A X050B X051 X052 X054 X060A X060B X062  
X057 X053A X053B X055 X061 X056 X058 X059



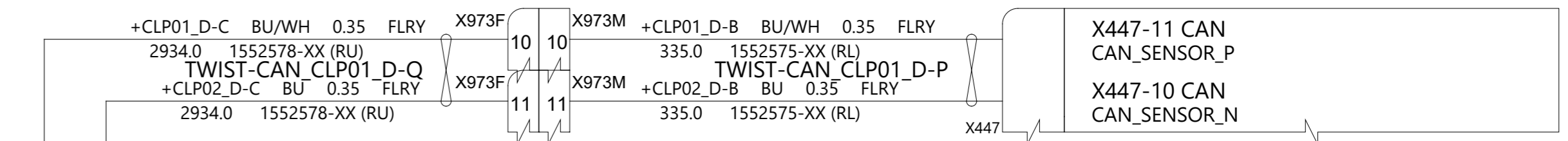
**Diagnostic CAN Port**  
J X437



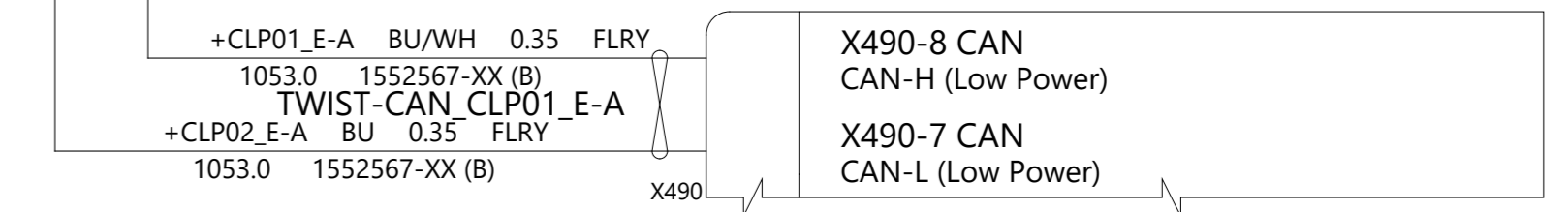
**Splice Pack - B-Pillar - RH**  
B X792



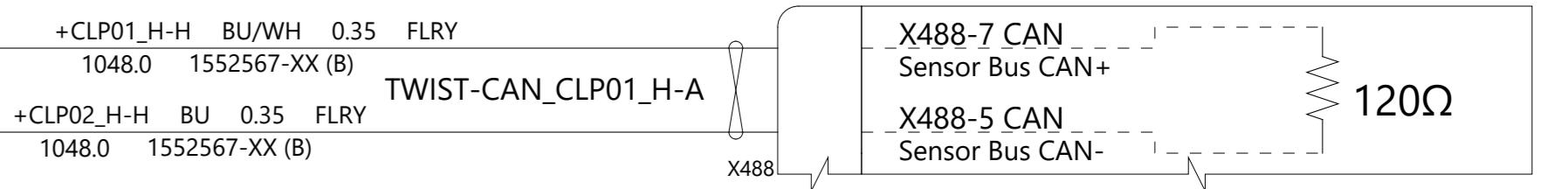
**Falcon Door Ultrasonic ECU**  
RL X447



**Radar - Interior**  
B X490



**Security Controller**  
B X488



**TESLA**

THE INFORMATION CONTAINED HEREIN IS DEEMED TO BE CONFIDENTIAL, PROPRIETARY, AND A TRADE SECRET OF TESLA MOTORS. THIS INFORMATION MAY NOT BE USED, REPRODUCED, OR DISCLOSED AS THE DIRECT OR INDIRECT BASIS FOR THE DEVELOPMENT, MANUFACTURE, OR SALE OF PROCESSES OR PRODUCTS WITHOUT THE EXPRESSED WRITTEN CONSENT OF TESLA MOTORS.


DRAWN	CHECKED	APPROVED
-------	---------	----------

MATERIAL AS SPECIFIED	FINISHING AS SPECIFIED	SCALE NONE
--------------------------	---------------------------	---------------


PART NAME  
**CAN - Low Power**

PART NUMBER	REV	SHEET	SIZE
	1	13 of 62	A0


**Battery Controller**  
W X026 X022 X023 X024 X025



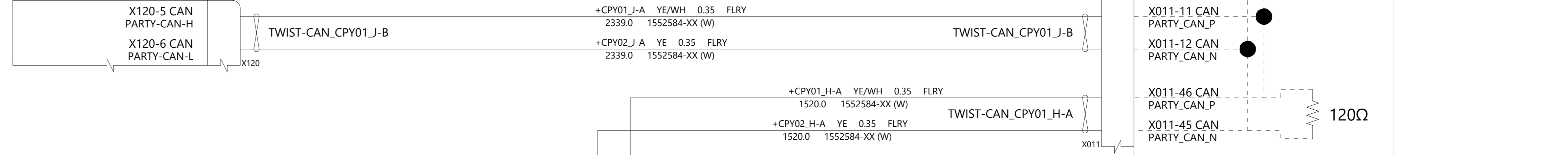
**iBooster ECU & Fluid Level Sensor**  
W X150 X159



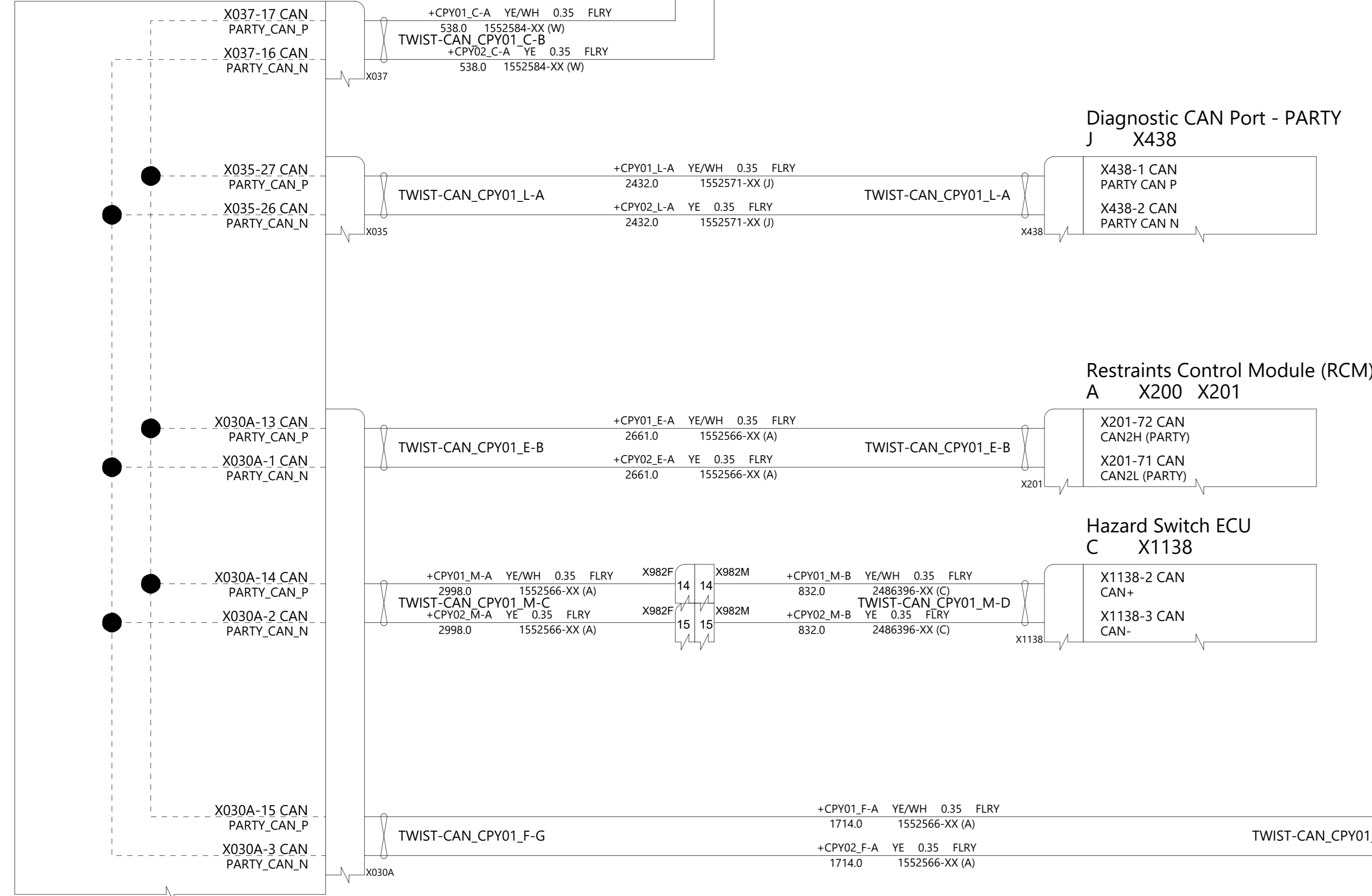
**Tesla Adaptive Suspension Controller (TAS)**  
W X065 X066 X068



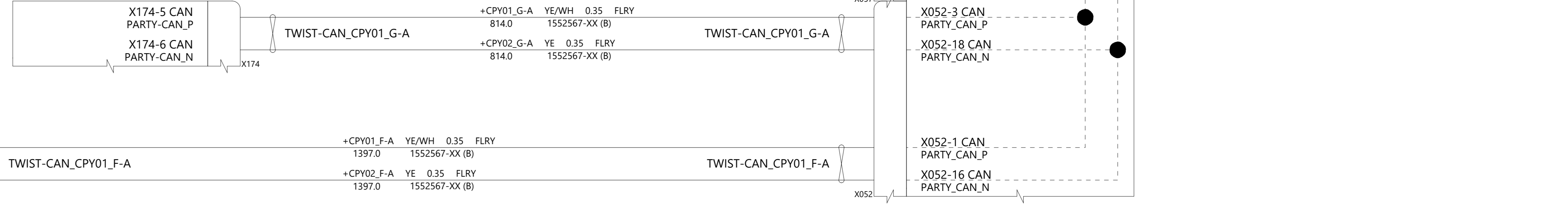
**AutoPilot ECU**  
B,W X120 X890 X868 X870 X891 X875 X869 X871 X872 X126



**Body Controller - Left**  
A,J,W,D X030A X030B X031 X032 X034 X038A X038B X039 X037 X033A X033B X035 X041 X036



**MCU and Gateway**  
A,B,J,W X170 X171 X174 X800 X803 X801 X804 X172 X173 X829 X860 X802 X596



THE INFORMATION CONTAINED HEREIN IS DEEMED TO BE CONFIDENTIAL, PROPRIETARY, AND A TRADE SECRET OF TESLA MOTORS. THIS INFORMATION MAY NOT BE USED, REPRODUCED, OR DISCLOSED AS THE DIRECT OR INDIRECT BASIS FOR THE DEVELOPMENT, MANUFACTURE, OR SALE OF PRODUCTS OR SERVICES WITHOUT THE EXPRESSED WRITTEN CONSENT OF TESLA MOTORS.

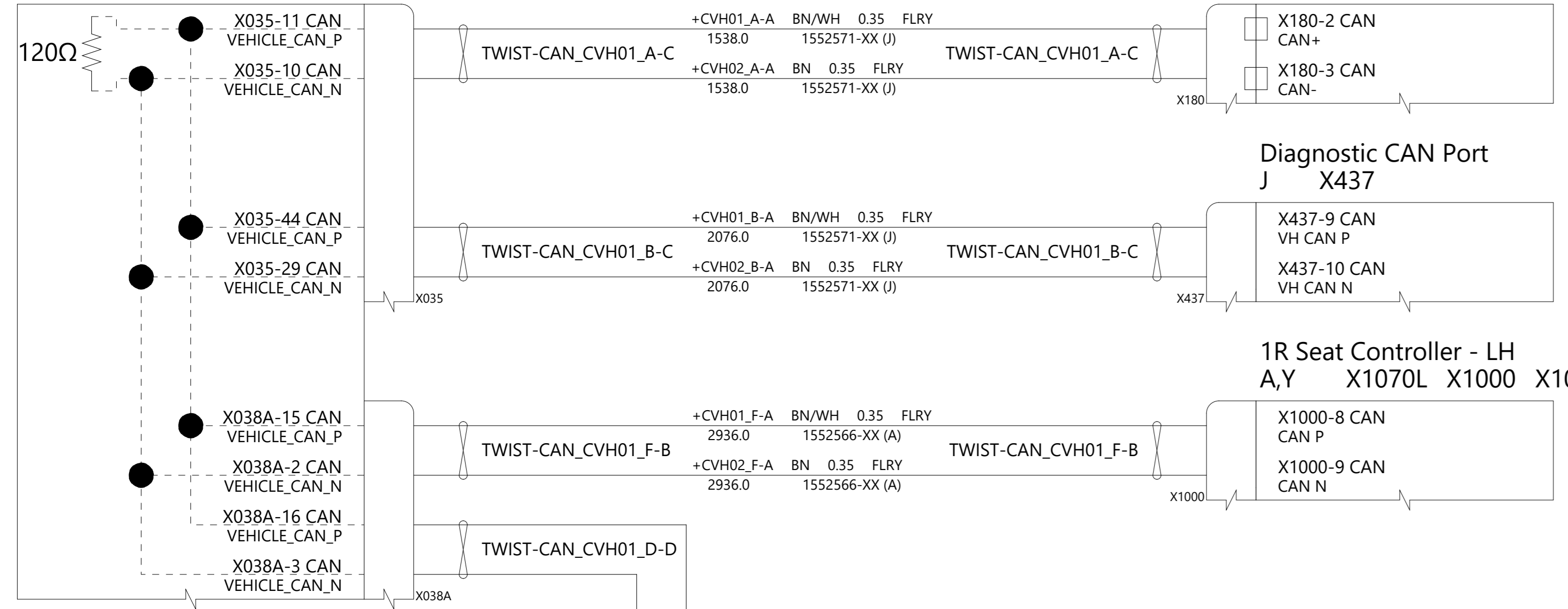
DRAWN	CHECKED	APPROVED
-------	---------	----------

MATERIAL AS SPECIFIED	FINISHING AS SPECIFIED	SCALE NONE
--------------------------	---------------------------	---------------

PART NAME CAN - Party			
--------------------------	--	--	--

PART NUMBER	REV	SHEET	SIZE
	1	14 of 62	A0

Body Controller - Left  
A,J,W,D X030A X030B X031 X032 X034 X038A  
X038B X039 X037 X033A X033B X035  
X041 X036

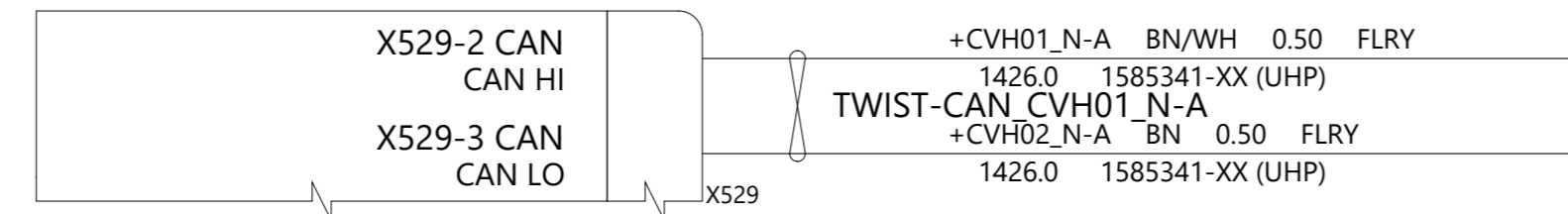


Steering Angle and Stalk ECU  
J X180

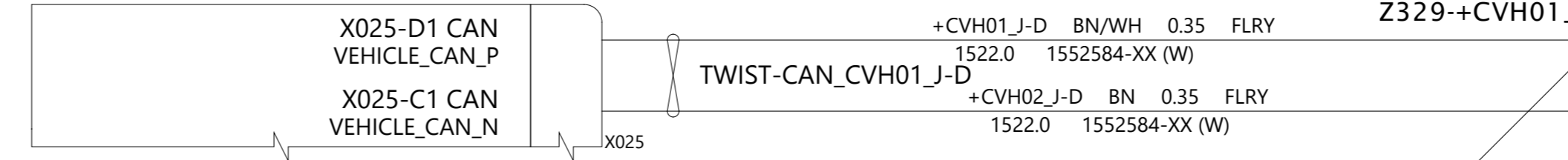
Diagnostic CAN Port  
J X437

1R Seat Controller - LH  
A,Y X1070L X1000 X1071L X1002L

HVAC Compressor  
UHP,W X529 X532

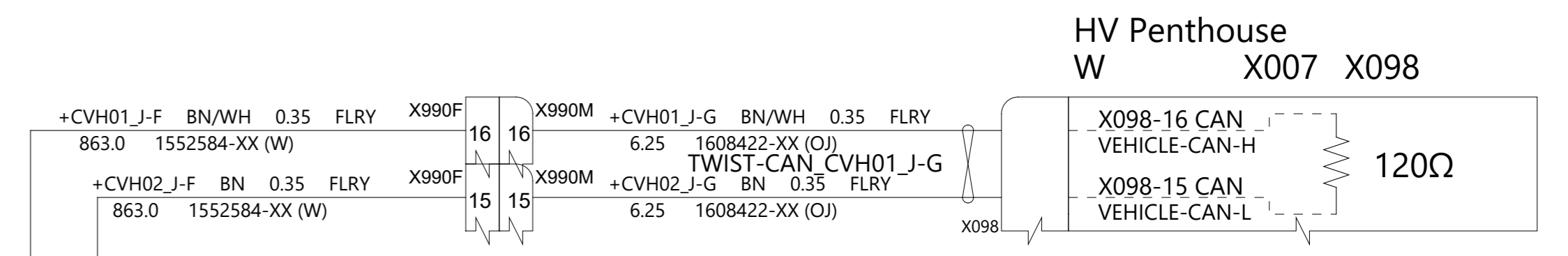


Battery Controller  
W X026 X022 X023 X024 X025

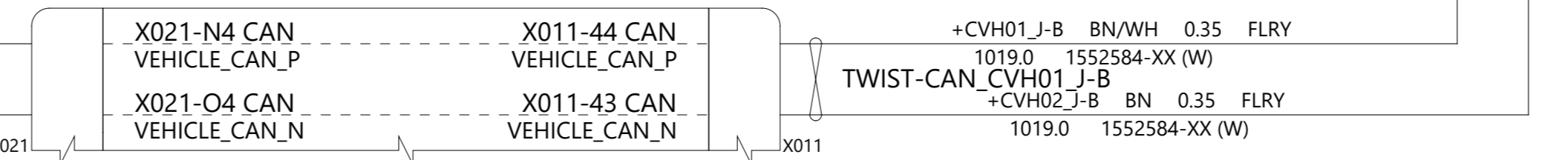


MCU and Gateway  
A,B,J,W X170 X171 X174 X800 X803 X801 X804  
X172 X173 X829 X860 X802 X596

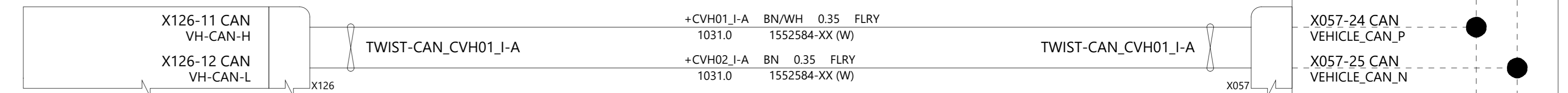
Body Controller - Right  
B,J,W,P X050A X050B X051 X052 X054 X060A X060B  
X062 X057 X053A X053B X055 X061 X056 X058 X059



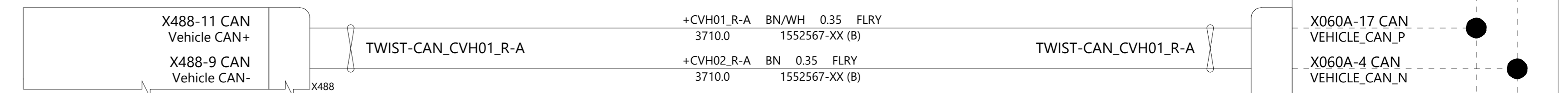
Front Controller  
UHP,W X021 X010 X016 X012 X011 X015 X014



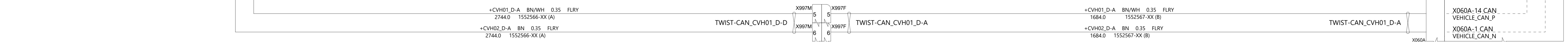
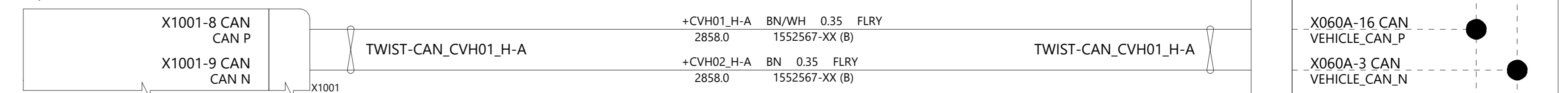
AutoPilot ECU  
B,W X120 X890 X868 X870 X891 X875 X869 X871 X872 X126



Security Controller  
B X488



1R Seat Controller - RH  
B,Y X1070R X1001 X1071R X102R


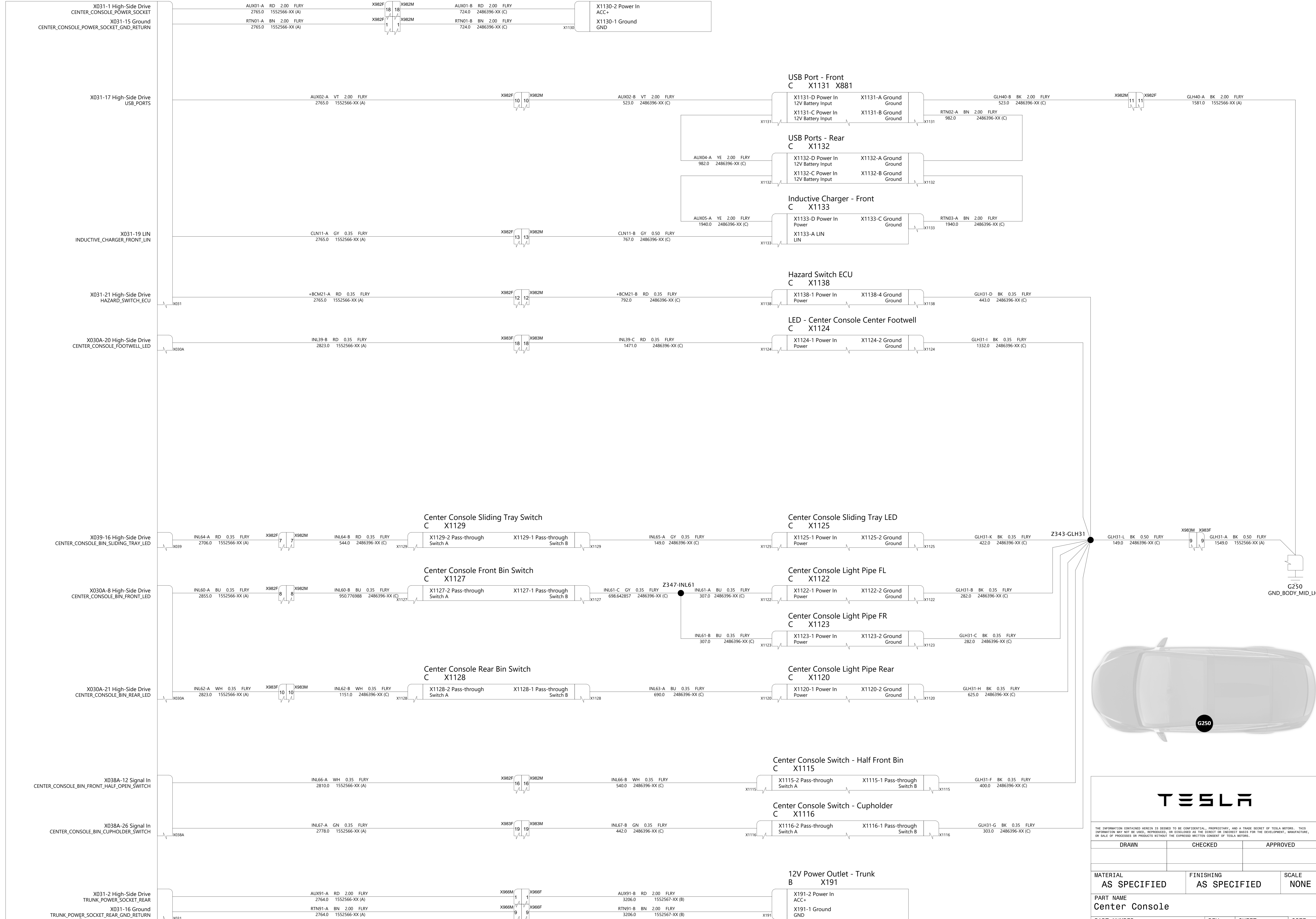


TESLA

THE INFORMATION CONTAINED HEREIN IS DEEMED TO BE CONFIDENTIAL, PROPRIETARY, AND A TRADE SECRET OF TESLA MOTORS. THIS INFORMATION MAY NOT BE USED, REPRODUCED, OR DISCLOSED AS THE DIRECT OR INDIRECT BASIS FOR THE DEVELOPMENT, MANUFACTURE, OR SALE OF PROCESSES OR PRODUCTS WITHOUT THE EXPRESS WRITTEN CONSENT OF TESLA MOTORS.

DRAWN	CHECKED	APPROVED
MATERIAL AS SPECIFIED	FINISHING AS SPECIFIED	SCALE NONE
PART NAME CAN - Vehicle		
PART NUMBER	REV	SHEET
	1	15 of 62
		A0

Body Controller - Left  
A,J,W,D

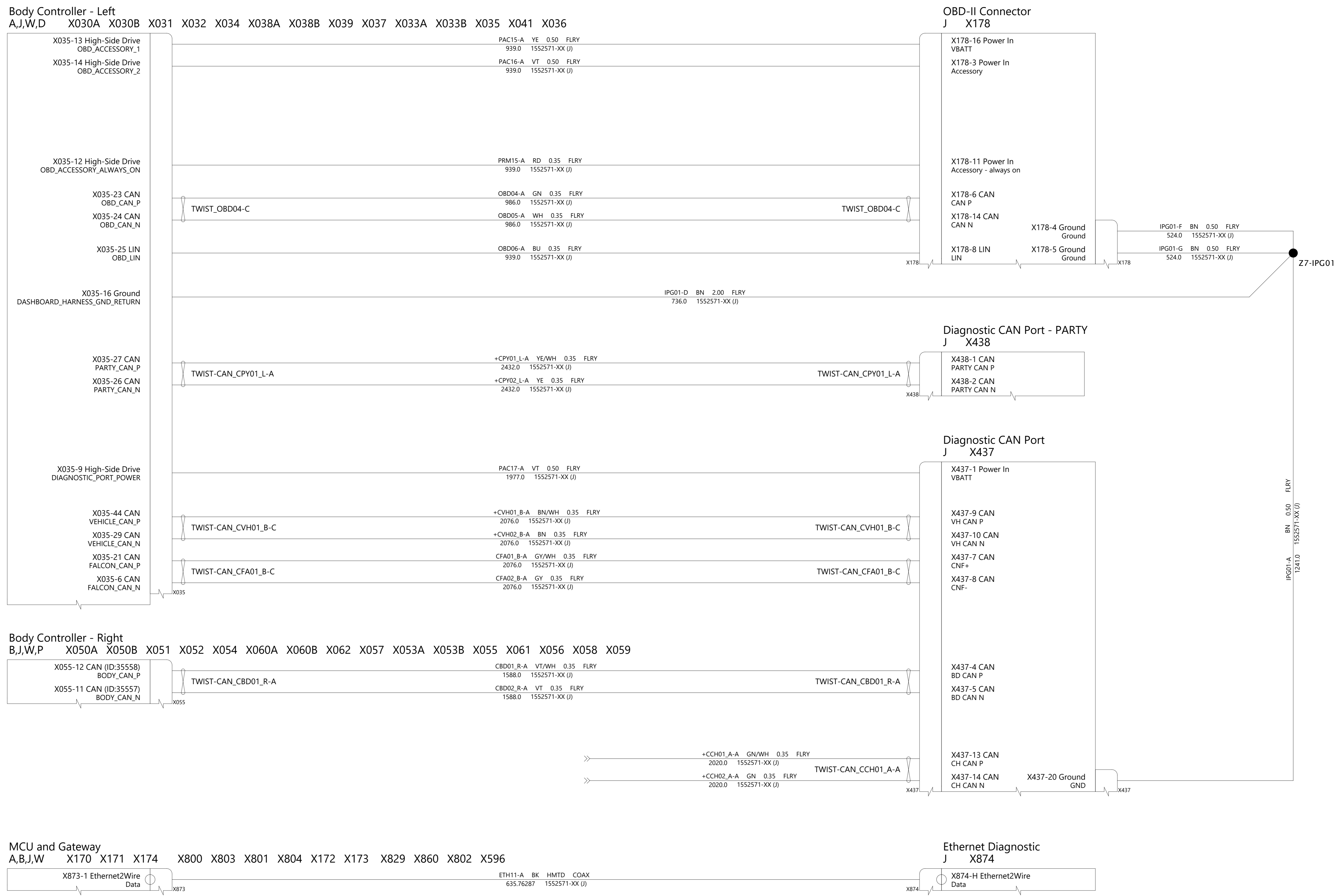


**TESLA**

THE INFORMATION CONTAINED HEREIN IS DEEMED TO BE CONFIDENTIAL, PROPRIETARY, AND A TRADE SECRET OF TESLA MOTORS. THIS INFORMATION MAY NOT BE USED, REPRODUCED, OR DISCLOSED AS THE DIRECT OR INDIRECT BASIS FOR THE DEVELOPMENT, MANUFACTURE, OR SALE OF PROCESSES OR PRODUCTS WITHOUT THE EXPRESSED WRITTEN CONSENT OF TESLA MOTORS.

DRAWN	CHECKED	APPROVED
MATERIAL AS SPECIFIED	FINISHING AS SPECIFIED	SCALE NONE
PART NAME <b>Center Console</b>		
PART NUMBER	REV	SHEET
	1	16 of 62
		SIZE A0





**TESLA**

THE INFORMATION CONTAINED HEREIN IS DEEMED TO BE CONFIDENTIAL, PROPRIETARY, AND A TRADE SECRET OF TESLA MOTORS. THIS INFORMATION MAY NOT BE USED, REPRODUCED, OR DISCLOSED AS THE DIRECT OR INDIRECT BASIS FOR THE DEVELOPMENT, MANUFACTURE, OR SALE OF PROCESSES OR PRODUCTS WITHOUT THE EXPRESSED WRITTEN CONSENT OF TESLA MOTORS.

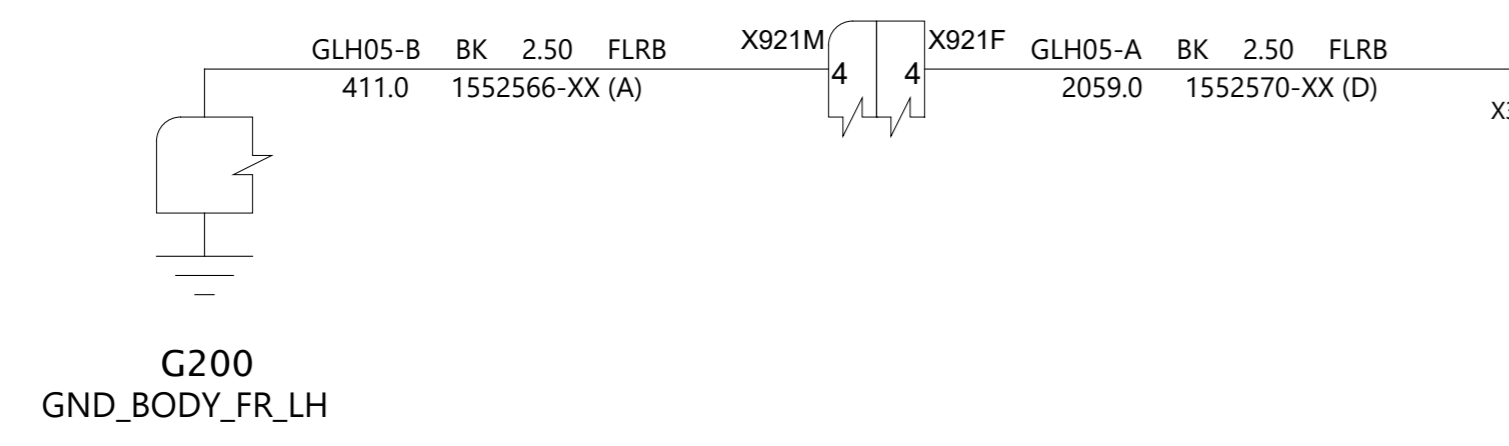
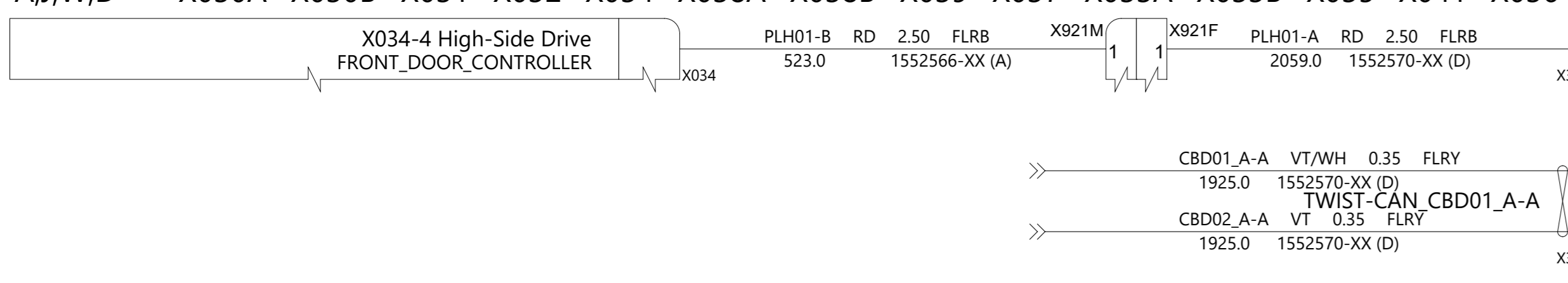
DRAWN	CHECKED	APPROVED
-------	---------	----------

MATERIAL AS SPECIFIED	FINISHING AS SPECIFIED	SCALE NONE
--------------------------	---------------------------	---------------

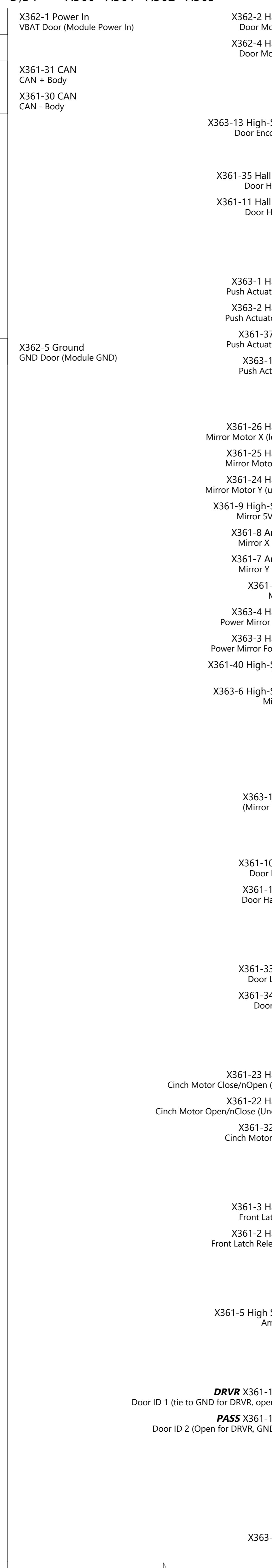
PART NAME  
**Diagnostics**

PART NUMBER	REV	SHEET	SIZE
	1	17 of 62	A0

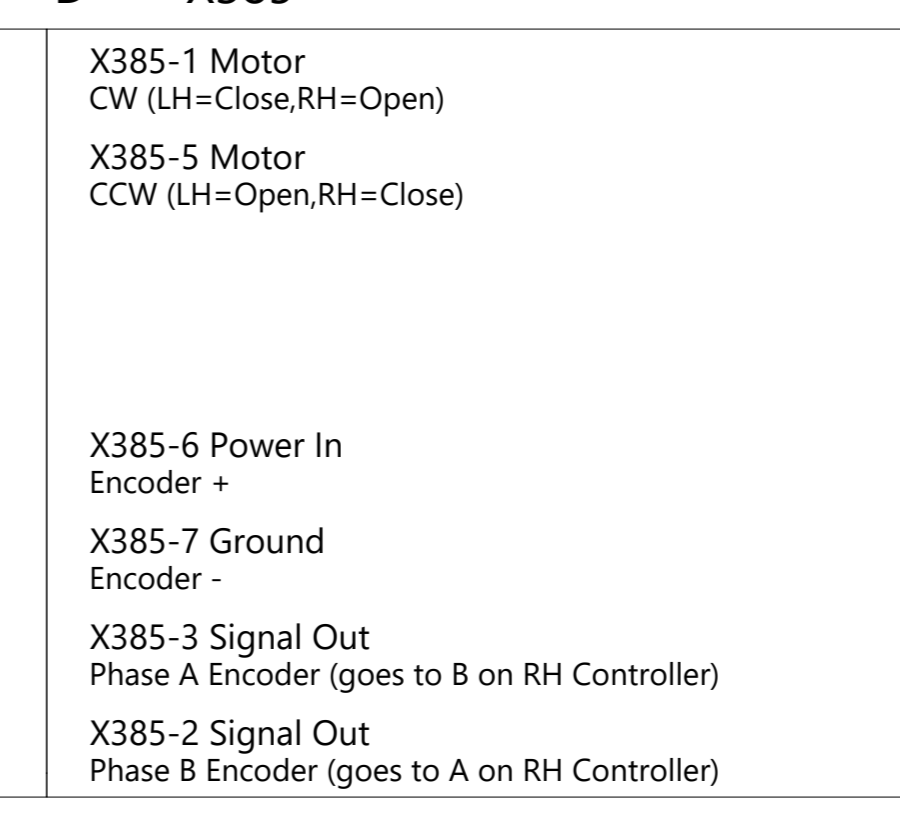
Body Controller - Left  
A,J,W,D X030A X030B X031 X032 X034 X038A X038B X039 X037 X033A X033B X035 X041 X036



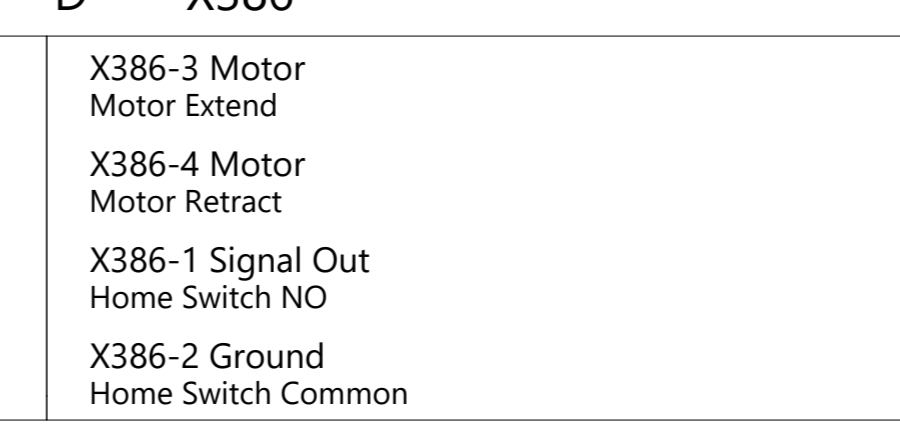
Door Control Module - Front Left (BCFDM)  
D,DT X360 X361 X362 X363



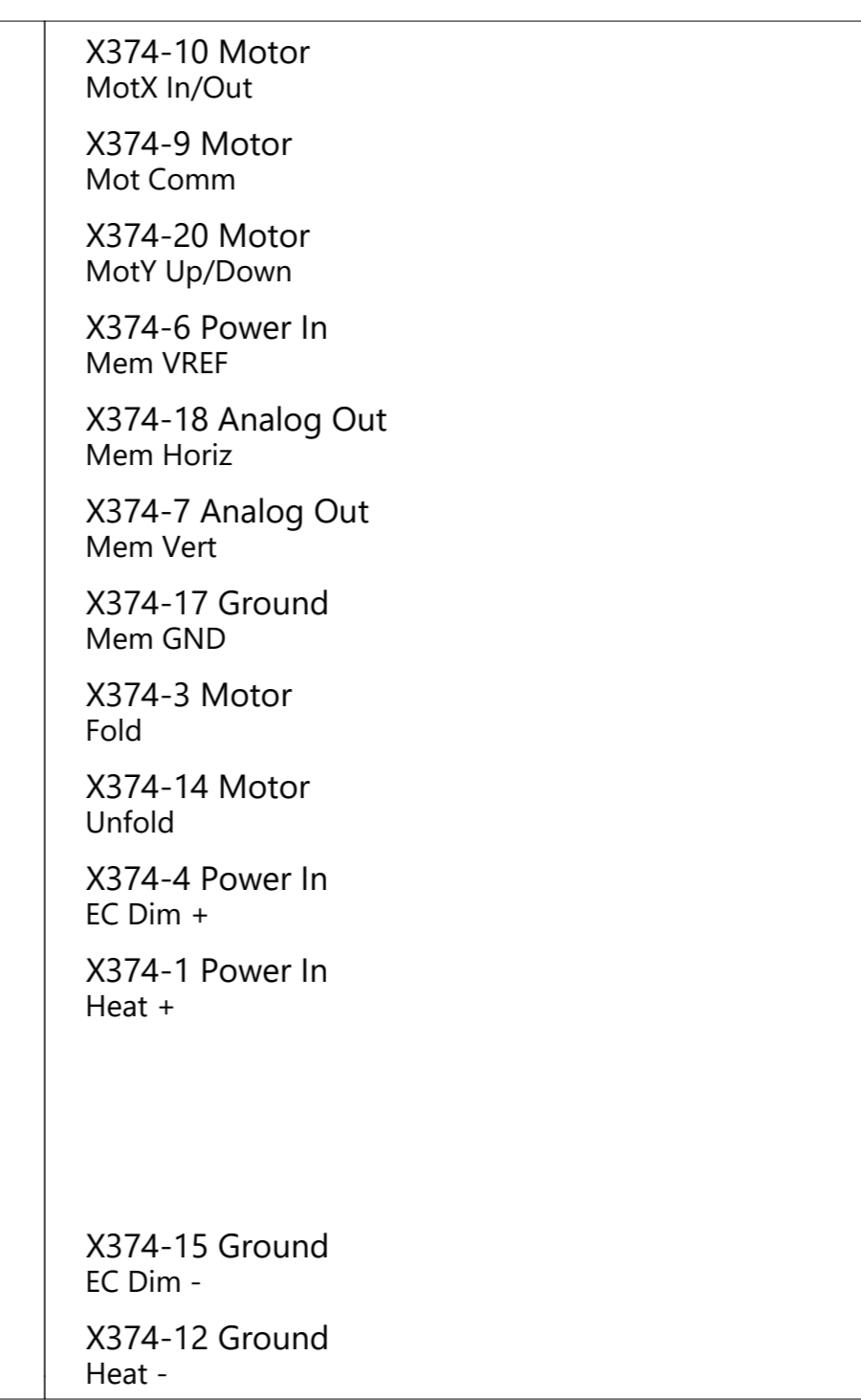
Door Drive Unit - LF  
D X385




Door Push-Open - LF  
D X386



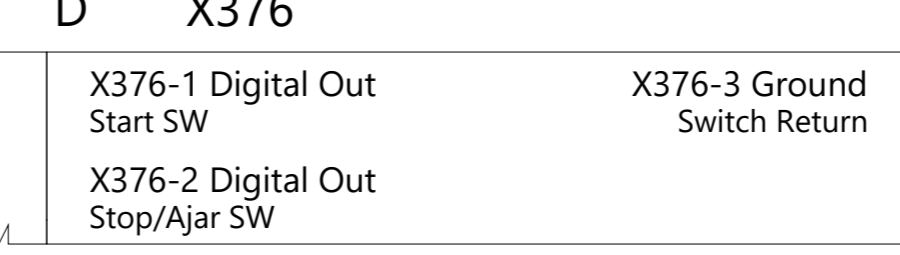
Mirror Side LH  
D X374



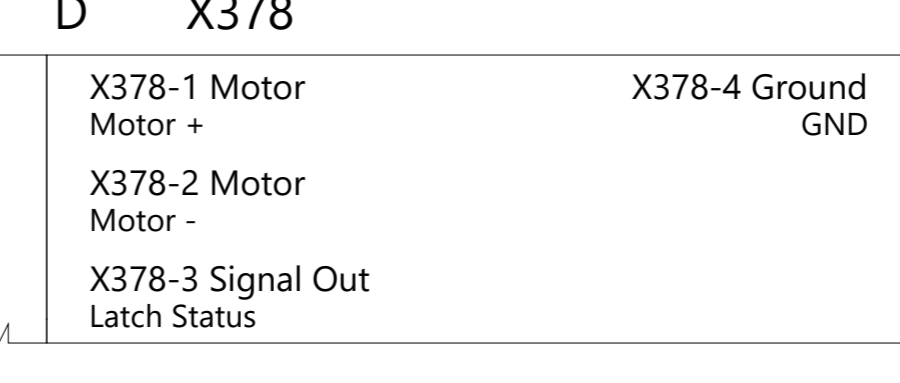
Door Handle - LF  
D X368




Door Latch - LF  
D X376





Door Cinch Actuator - LF  
D X378



Door Release Actuator - LF  
D X377



Armrest Light - Front Door  
DT X372



THE INFORMATION CONTAINED HEREIN IS DEEMED TO BE CONFIDENTIAL, PROPRIETARY, AND A TRADE SECRET OF TESLA MOTORS. THIS INFORMATION MAY NOT BE USED, REPRODUCED, OR DISCLOSED AS THE OBJECT OR INSTRUMENT BASIS FOR THE DEVELOPMENT, MANUFACTURE, OR SALE OF PROCESSES OR PRODUCTS WITHOUT THE EXPRESSED WRITTEN CONSENT OF TESLA MOTORS.

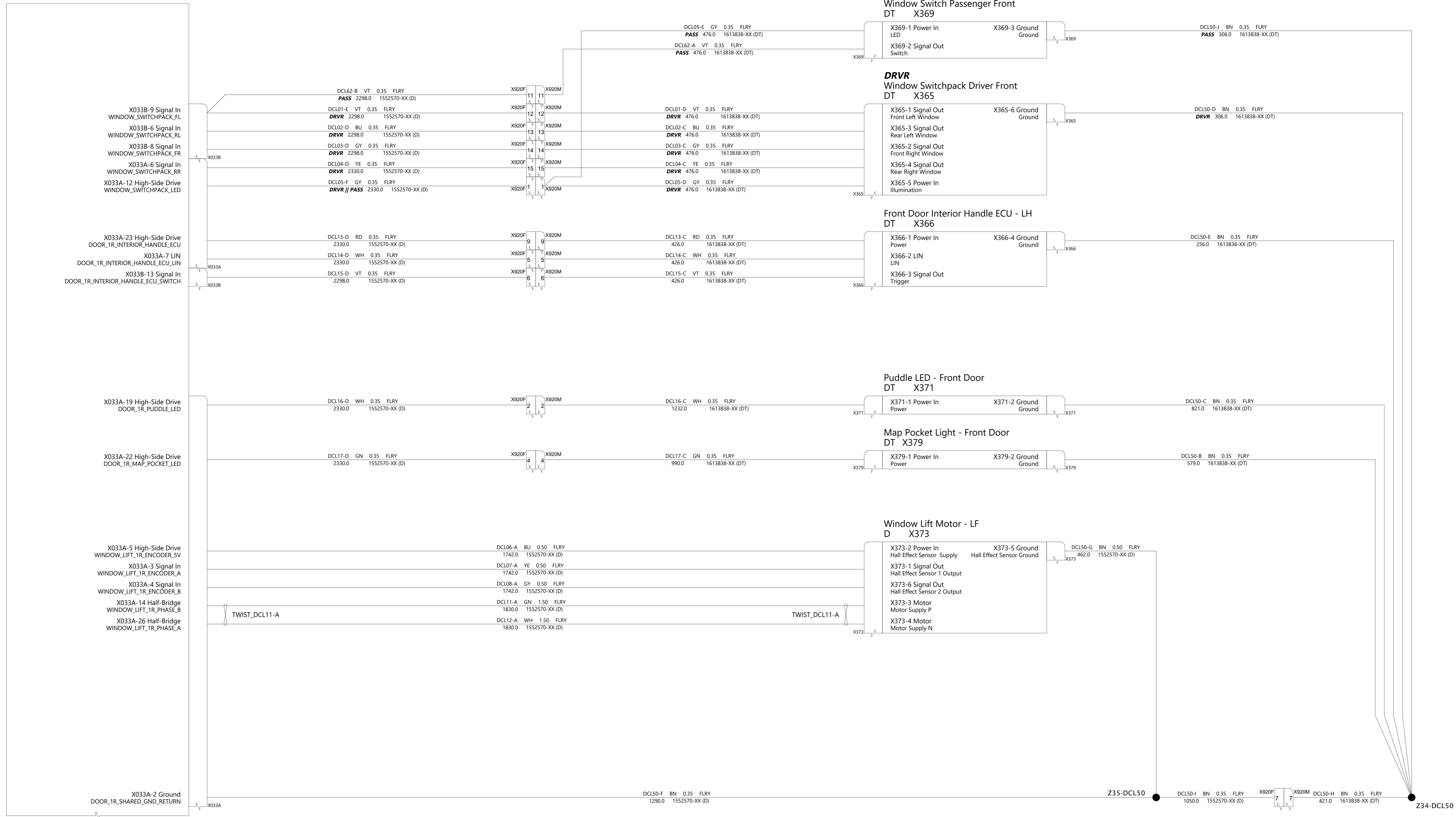
DRAWN	CHECKED	APPROVED
-------	---------	----------

MATERIAL AS SPECIFIED	FINISHING AS SPECIFIED	SCALE NONE
-----------------------	------------------------	------------

PART NAME  
Doors - Front Left - Door Controller

PART NUMBER	REV	SHEET	SIZE
	1	18 of 62	A0

Body Controller - Left  
A,J,W,D X030A X030B X031 X032 X034 X038A X038B X039 X037 X033A X033B X035 X041 X036



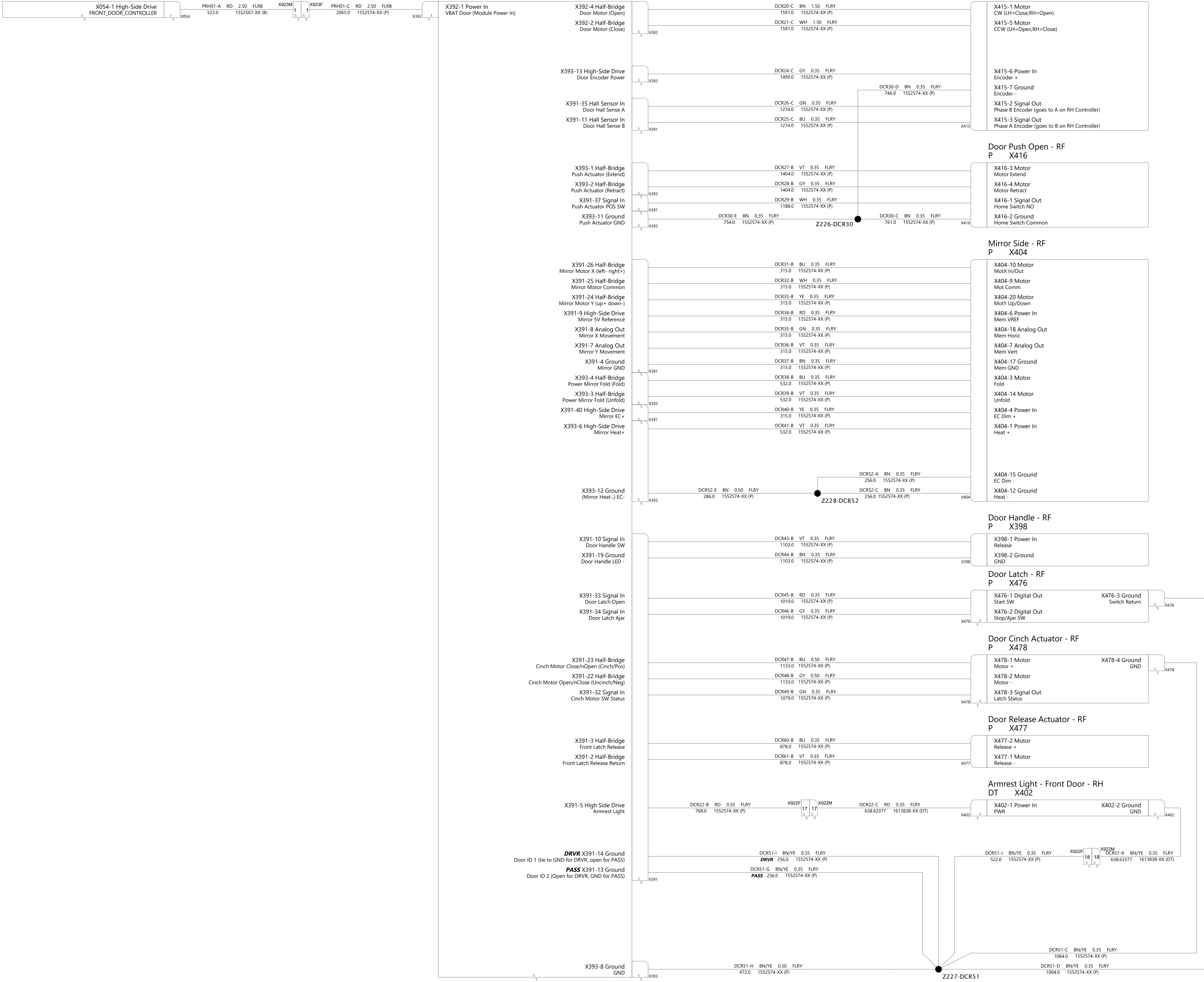
THE INFORMATION CONTAINED HEREIN IS DEEMED TO BE CONFIDENTIAL, PROPRIETARY, AND A TRADE SECRET OF TESLA MOTORS. THIS INFORMATION MAY NOT BE USED, REPRODUCED, OR DISCLOSED AS THE DIRECT OR INDIRECT BASIS FOR THE DEVELOPMENT, MANUFACTURE, OR SALE OF PROCESSES OR PRODUCTS WITHOUT THE EXPRESSED WRITTEN CONSENT OF TESLA MOTORS.

DRAWN	CHECKED	APPROVED
MATERIAL AS SPECIFIED	FINISHING AS SPECIFIED	SCALE NONE
PART NAME Doors - Front Left - Left Controller		
PART NUMBER	REV	SHEET
	1	19 of 62
		SIZE A0

Body Controller - Right  
 B,J,W,P X050A X050B X051 X052 X054 X060A X060B  
 X062 X057 X053A X055 X061 X056 X058 X059

Door Control Module - Front Right (BCFPM)  
 P,DT X390 X391 X392 X393

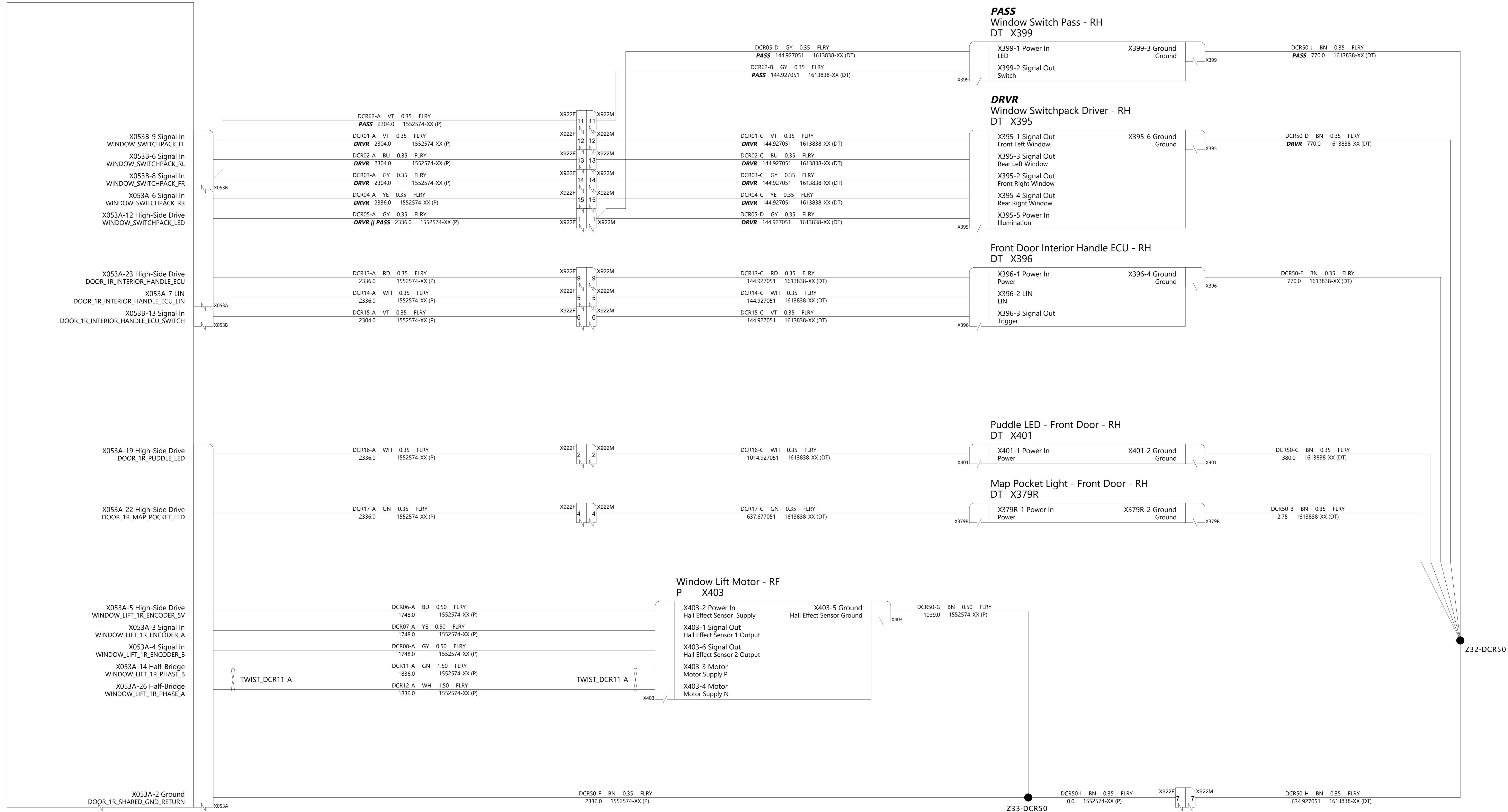
Front Door Drive Unit - RF  
 P X415



THE INFORMATION CONTAINED HEREIN IS DEEMED TO BE CONFIDENTIAL, PROPRIETARY, AND A TRADE SECRET OF TESLA MOTORS. THIS INFORMATION MAY NOT BE USED, REPRODUCED, OR DISCLOSED AS THE DIRECT OR INDIRECT BASIS FOR THE DEVELOPMENT, MANUFACTURE, OR SALE OF PROCESSES OR PRODUCTS WITHOUT THE EXPRESSED WRITTEN CONSENT OF TESLA MOTORS.

DRAWN	CHECKED	APPROVED
MATERIAL AS SPECIFIED	FINISHING AS SPECIFIED	SCALE NONE
PART NAME Doors - Front Right - Door Controller		
PART NUMBER	REV	SHEET
	1	20 OF 62
		SIZE A0

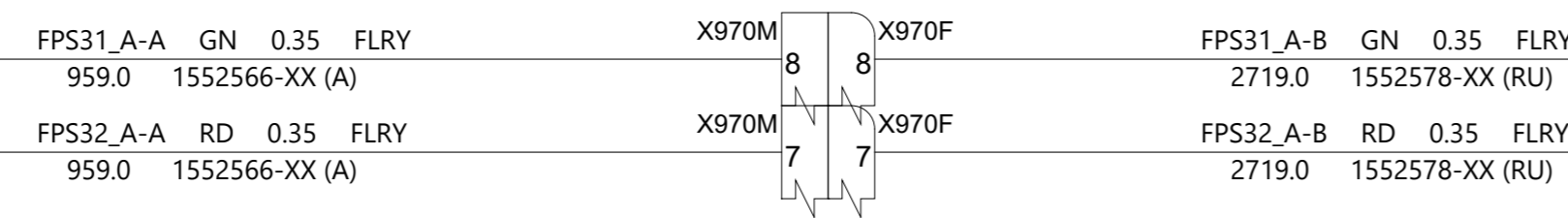
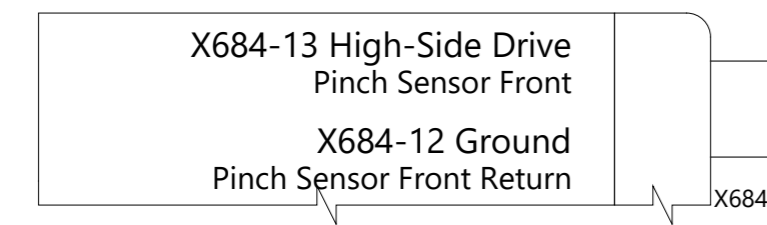
Body Controller - Right  
 B,J,W,P X050A X050B X051 X052 X054 X060A X060B X062 X057 X053A X053B X055 X061 X056 X058 X059



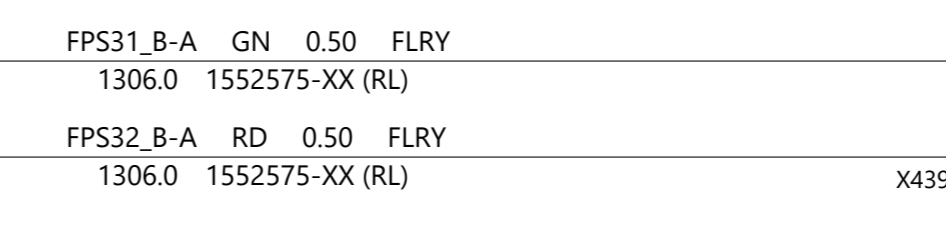
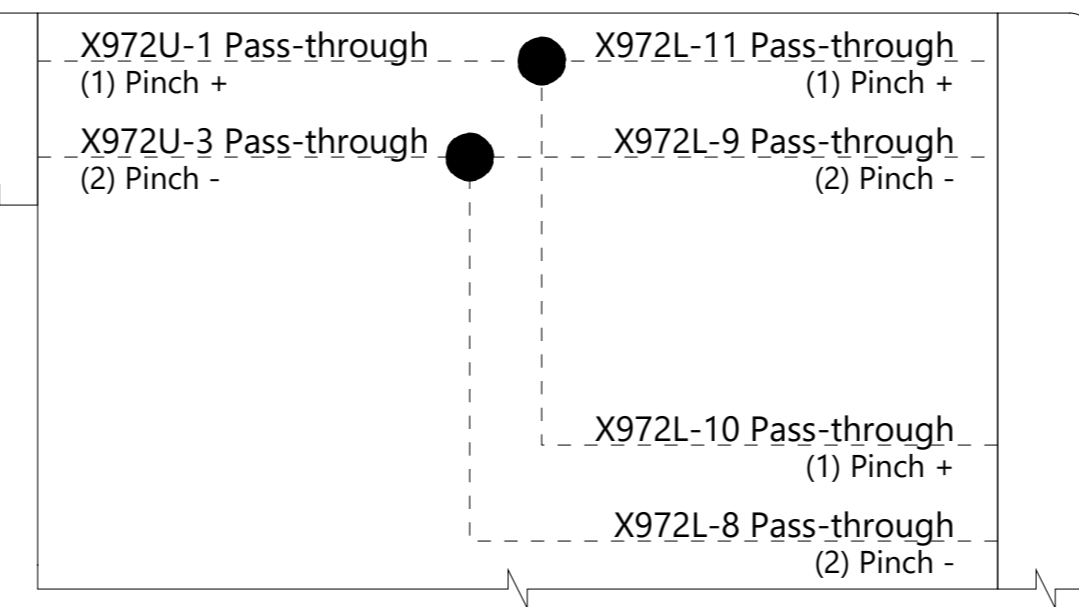
THE INFORMATION CONTAINED HEREIN IS DEEMED TO BE CONFIDENTIAL, PROPRIETARY, AND A TRADE SECRET OF TESLA MOTORS. THIS INFORMATION MAY NOT BE USED, REPRODUCED, OR DISCLOSED AS THE DIRECT OR INDIRECT BASIS FOR THE DEVELOPMENT, MANUFACTURE, OR SALE OF PROCESSES OR PRODUCTS WITHOUT THE EXPRESS WRITTEN CONSENT OF TESLA MOTORS.

DRAWN	CHECKED	APPROVED
MATERIAL AS SPECIFIED	FINISHING AS SPECIFIED	SCALE NONE
PART NAME Doors - Front Right - Right Controller		
PART NUMBER	REV	SHEET
	1	21 of 62
		SIZE A0

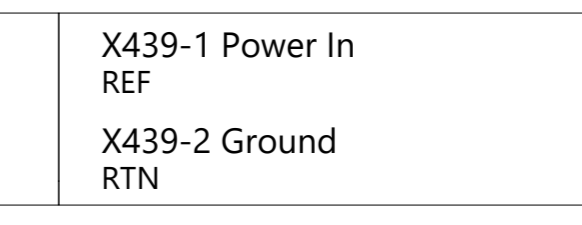
**Falcon Controller Front (Left Door)**  
**A, B, RU X680 X684 X670 X671 X672 X673 X681**



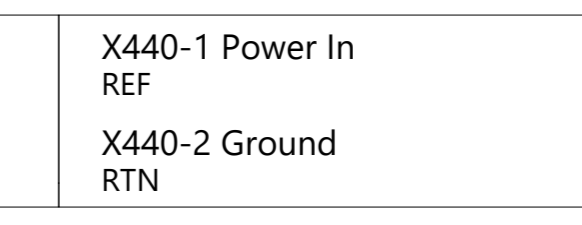
**Inline Splice - Upper (RU) to Lower (RL) Left Falcon**  
**RU,RL X972U X972L**



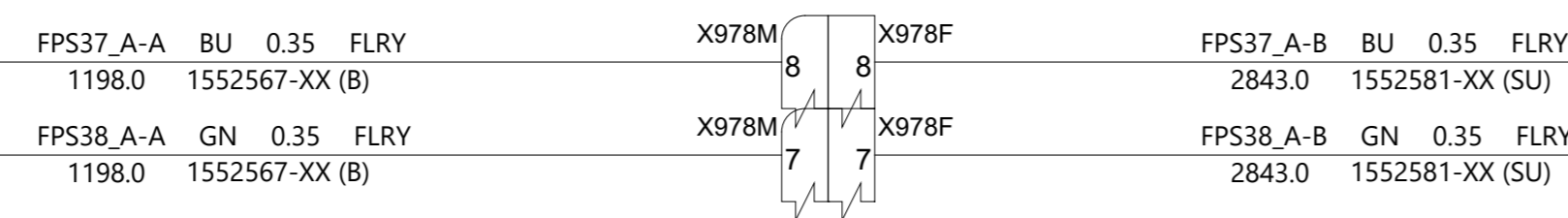
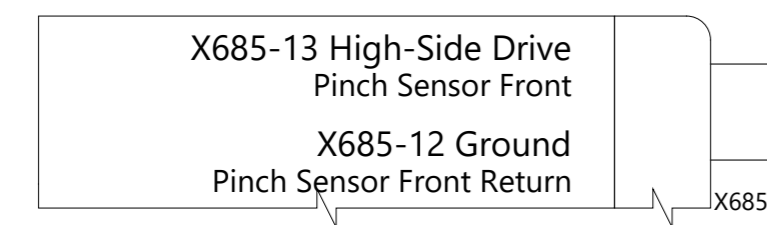
**Pinch Sensor Falcon Lower - LH B-Pillar**  
**RL X439**



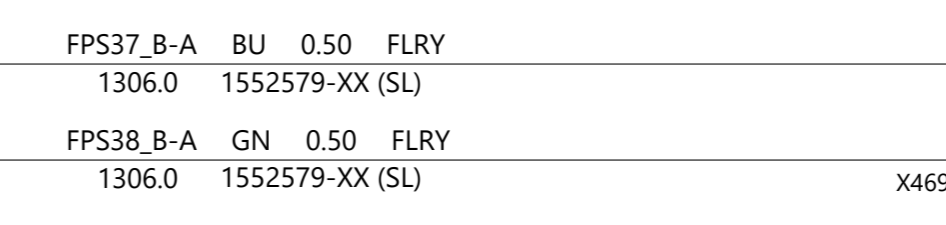
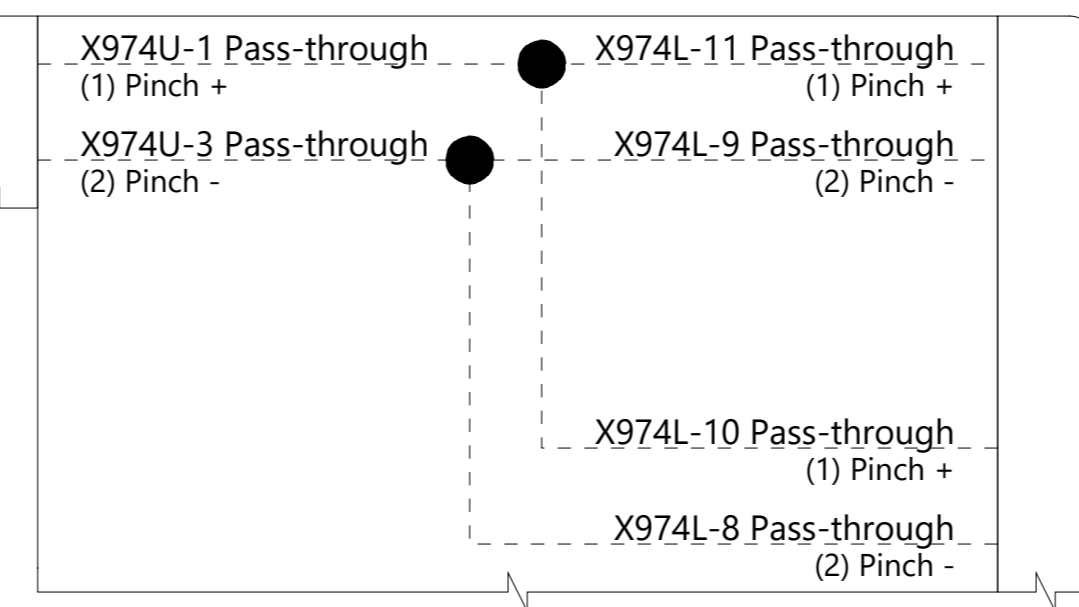
**Pinch Sensor Falcon Lower - LH C-Pillar**  
**RL X440**



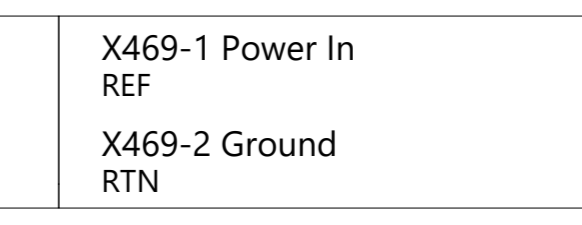
**Falcon Controller Rear (Right Door)**  
**A, B, SU X682 X685 X674 X675 X676 X677 X683**



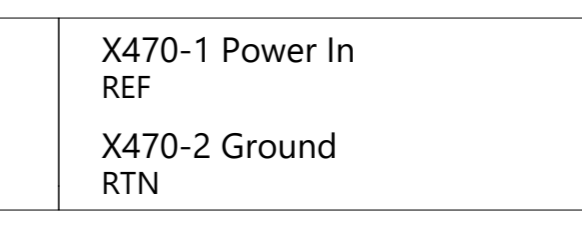
**Inline Splice - Upper (SU) to Lower (SL) Right Falcon**  
**SU,SL X974U X974L**



**Pinch Sensor Falcon Lower - RH B-Pillar**  
**SL X469**



**Pinch Sensor Falcon Lower - RH C-Pillar**  
**SL X470**



THE INFORMATION CONTAINED HEREIN IS DEEMED TO BE CONFIDENTIAL, PROPRIETARY, AND A TRADE SECRET OF TESLA MOTORS. THIS INFORMATION MAY NOT BE USED, REPRODUCED, OR DISCLOSED AS THE DIRECT OR INDIRECT BASIS FOR THE DEVELOPMENT, MANUFACTURE, OR SALE OF PROCESSES OR PRODUCTS WITHOUT THE EXPRESSED WRITTEN CONSENT OF TESLA MOTORS.

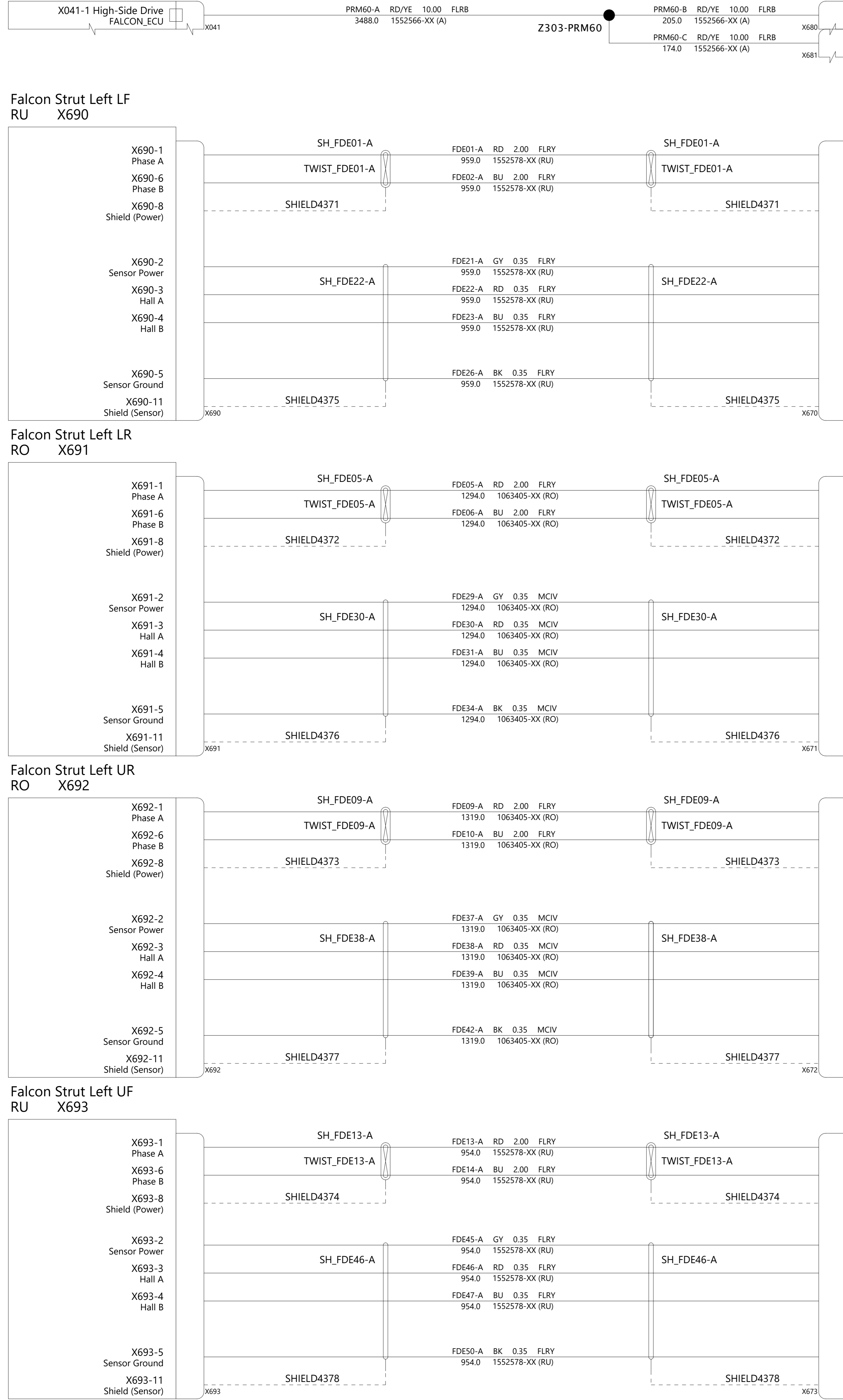
DRAWN	CHECKED	APPROVED

MATERIAL AS SPECIFIED	FINISHING AS SPECIFIED	SCALE NONE
--------------------------	---------------------------	---------------

PART NAME  
**Doors - Rear (Falcon) - Pinch Sensors**

PART NUMBER	REV	SHEET	SIZE
	1	22 OF 62	A0

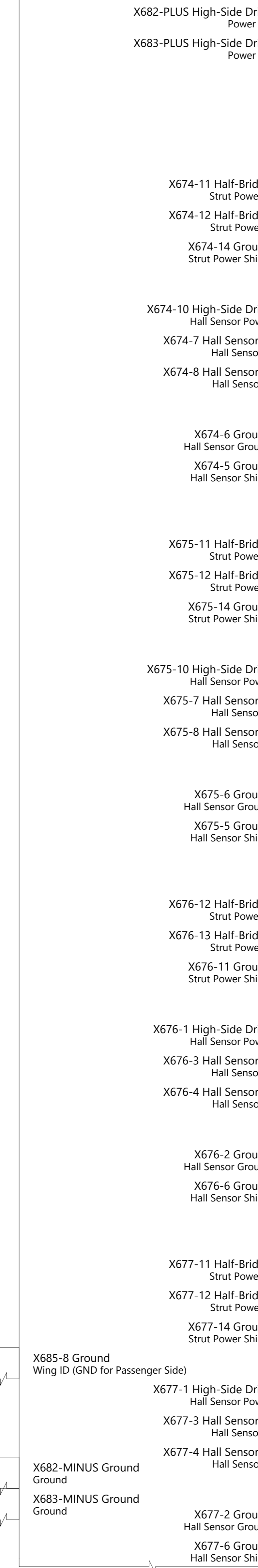
Body Controller - Left  
A,J,W,D X030A X030B X031 X032 X034 X038A  
X038B X039 X037 X033A X033B X035  
X041 X036



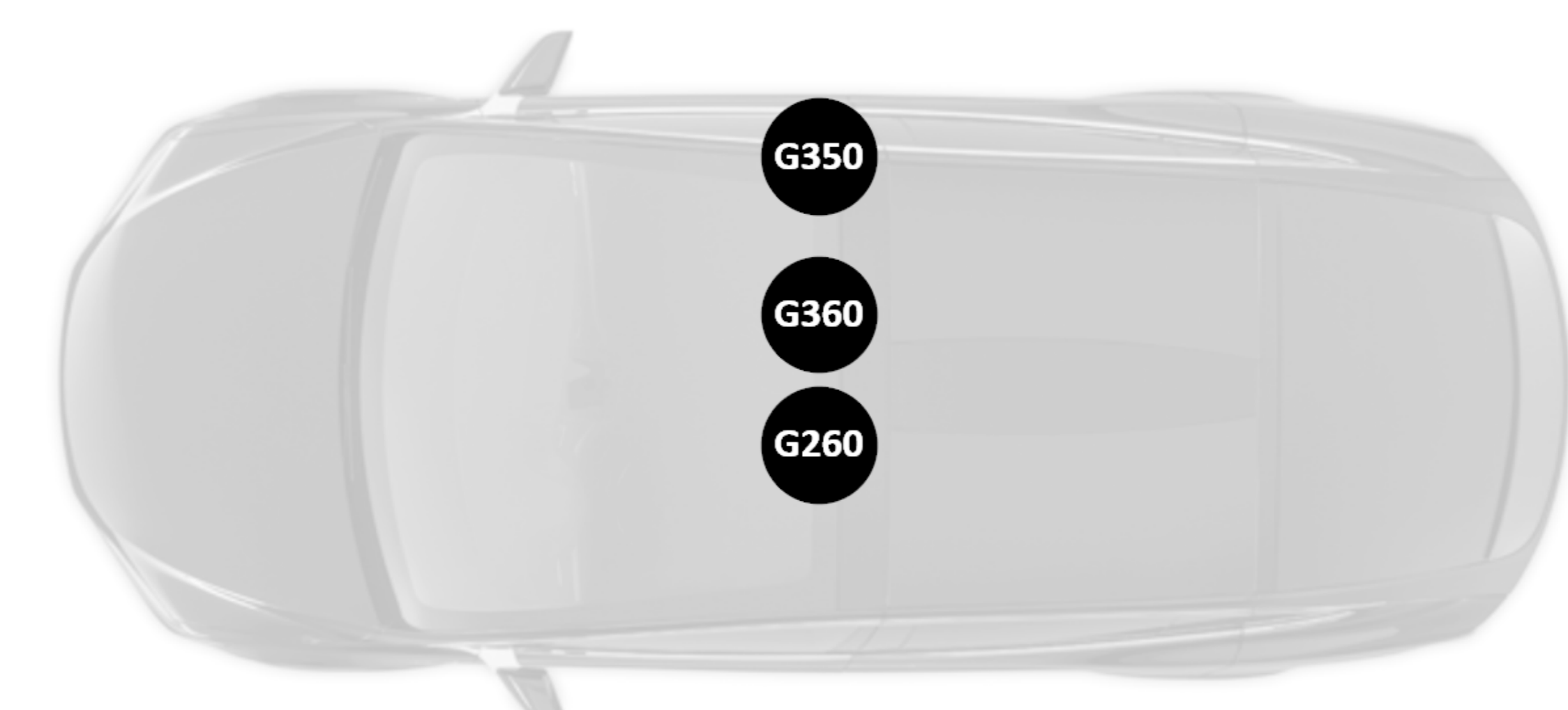
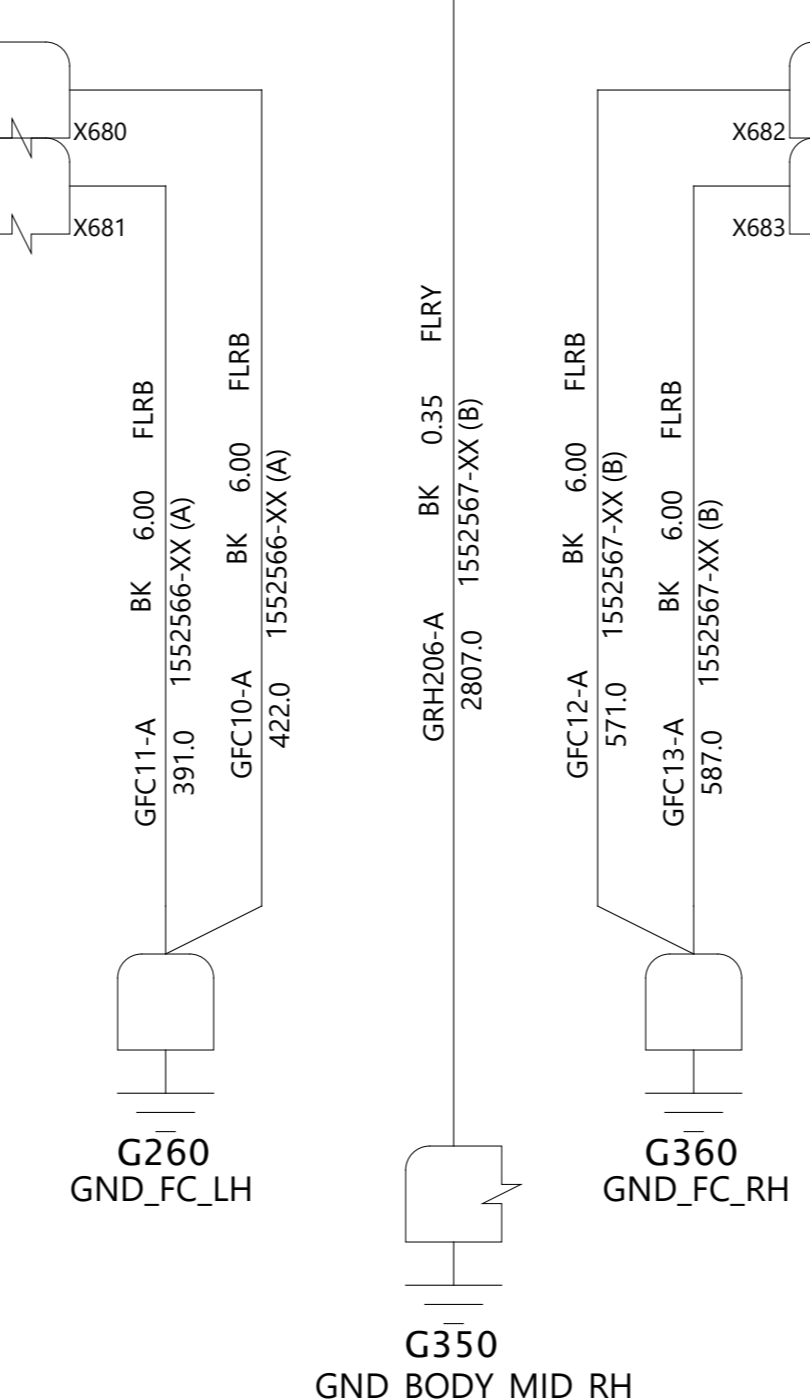
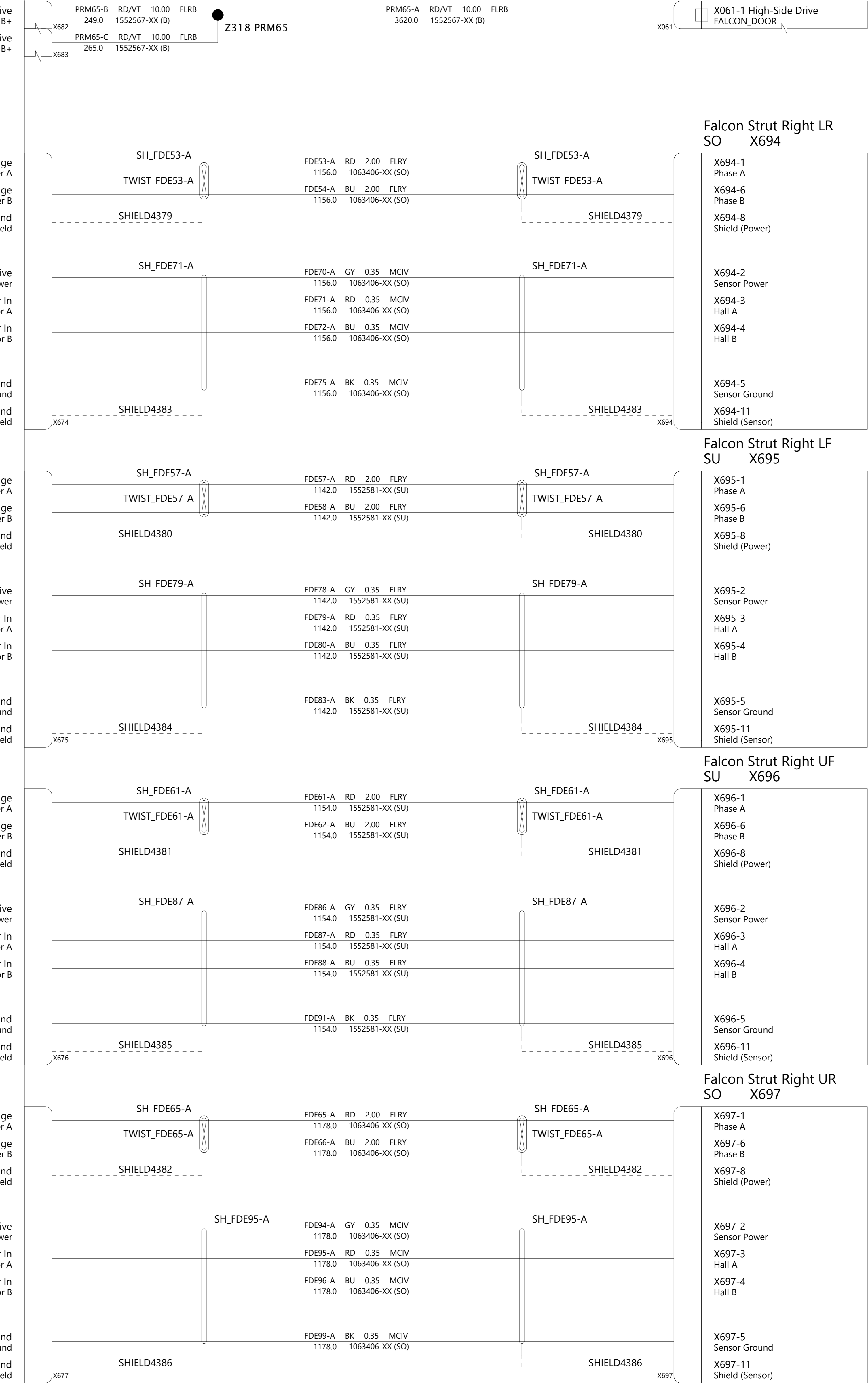
Falcon Controller Front (Left Door)  
A, B, RU X680 X684 X670 X671 X672 X673 X681



Falcon Controller Rear (Right Door)  
A, B, SU X682 X685 X674 X675 X676 X677 X683



Body Controller - Right  
B,J,W,P X050A X050B X051 X052 X054  
X060A X060B X062 X057 X053A  
X053B X055 X061 X056 X058 X059



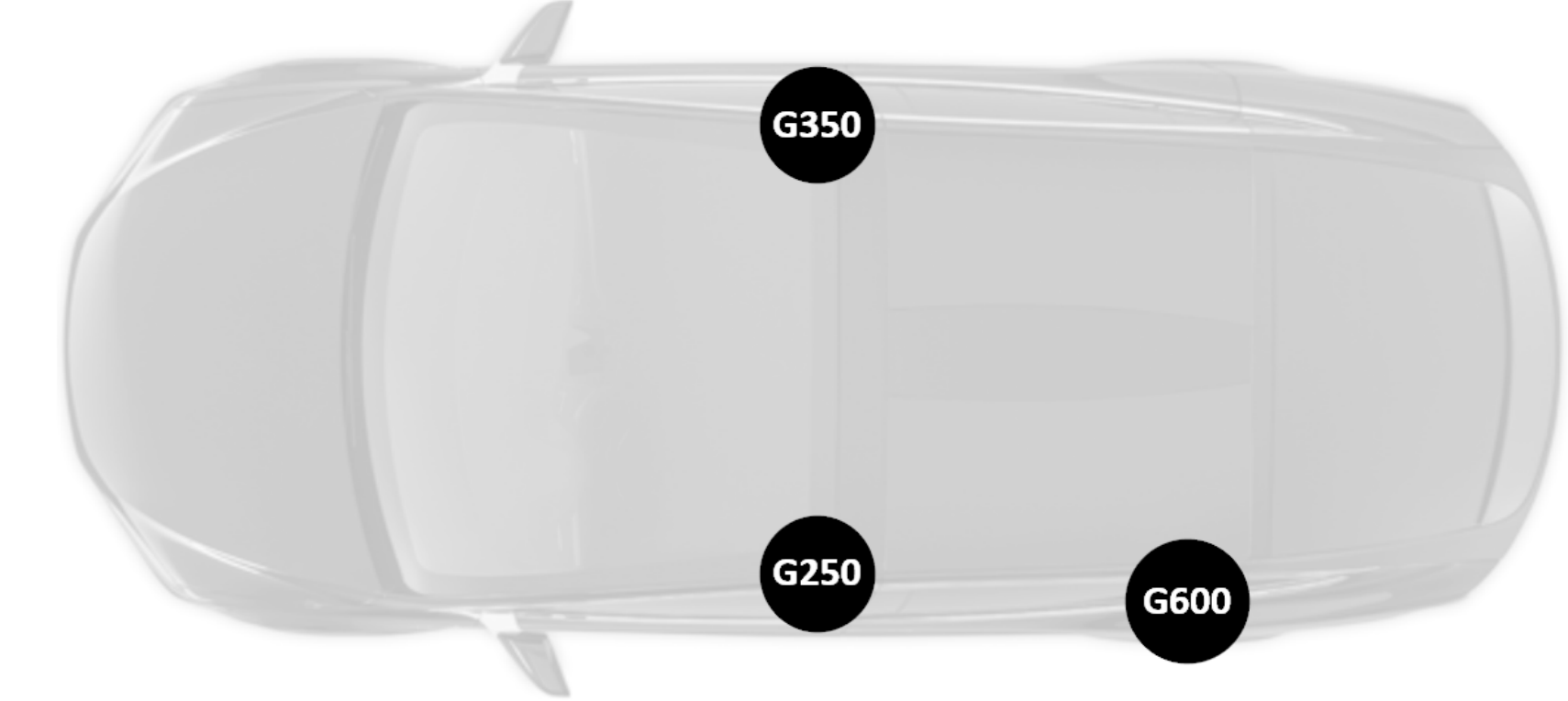
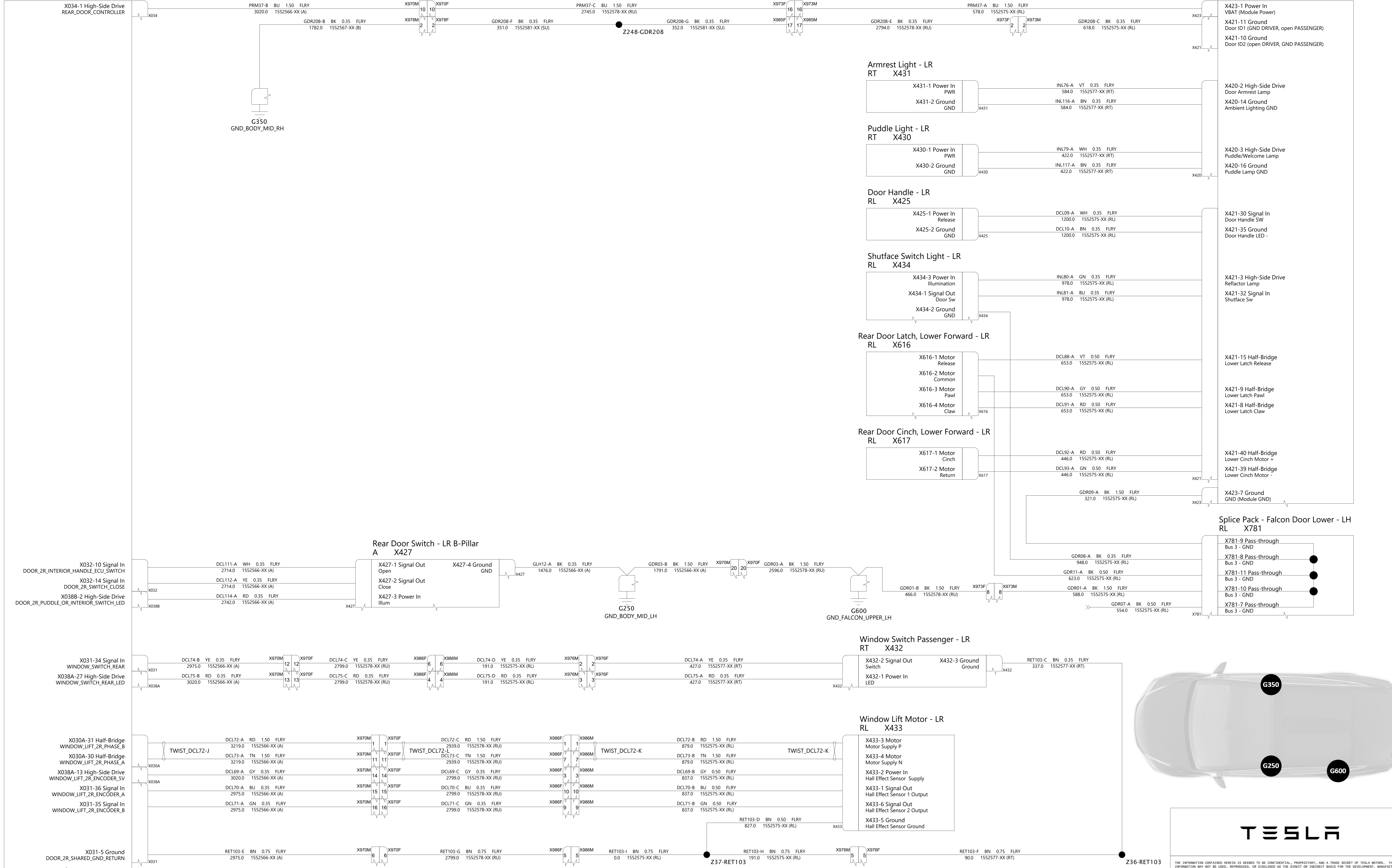
<b>TESLA</b>			
THE INFORMATION CONTAINED HEREIN IS DEEMED TO BE CONFIDENTIAL, PROPRIETARY, AND A TRADE SECRET OF TESLA MOTORS. THIS INFORMATION MAY NOT BE USED, REPRODUCED, OR DISCLOSED AS THE BASIS FOR INDEPENDENT BASIS FOR THE DEVELOPMENT, MANUFACTURE, OR SALE OF PRODUCTS OR SERVICES WITHOUT THE EXPRESS WRITTEN CONSENT OF TESLA MOTORS.			
DRAWN	CHECKED	APPROVED	
MATERIAL AS SPECIFIED		FINISHING AS SPECIFIED	
SCALE NONE		PART NAME Doors - Rear (Falcon) - Strut Actuators	
PART NUMBER	REV	SHEET	SIZE
	1	23 of 62	A0





Body Controller - Left  
A,J,W,D X030A X030B X031 X032 X034 X038A X038B X039 X037 X033A X033B X035 X041 X036

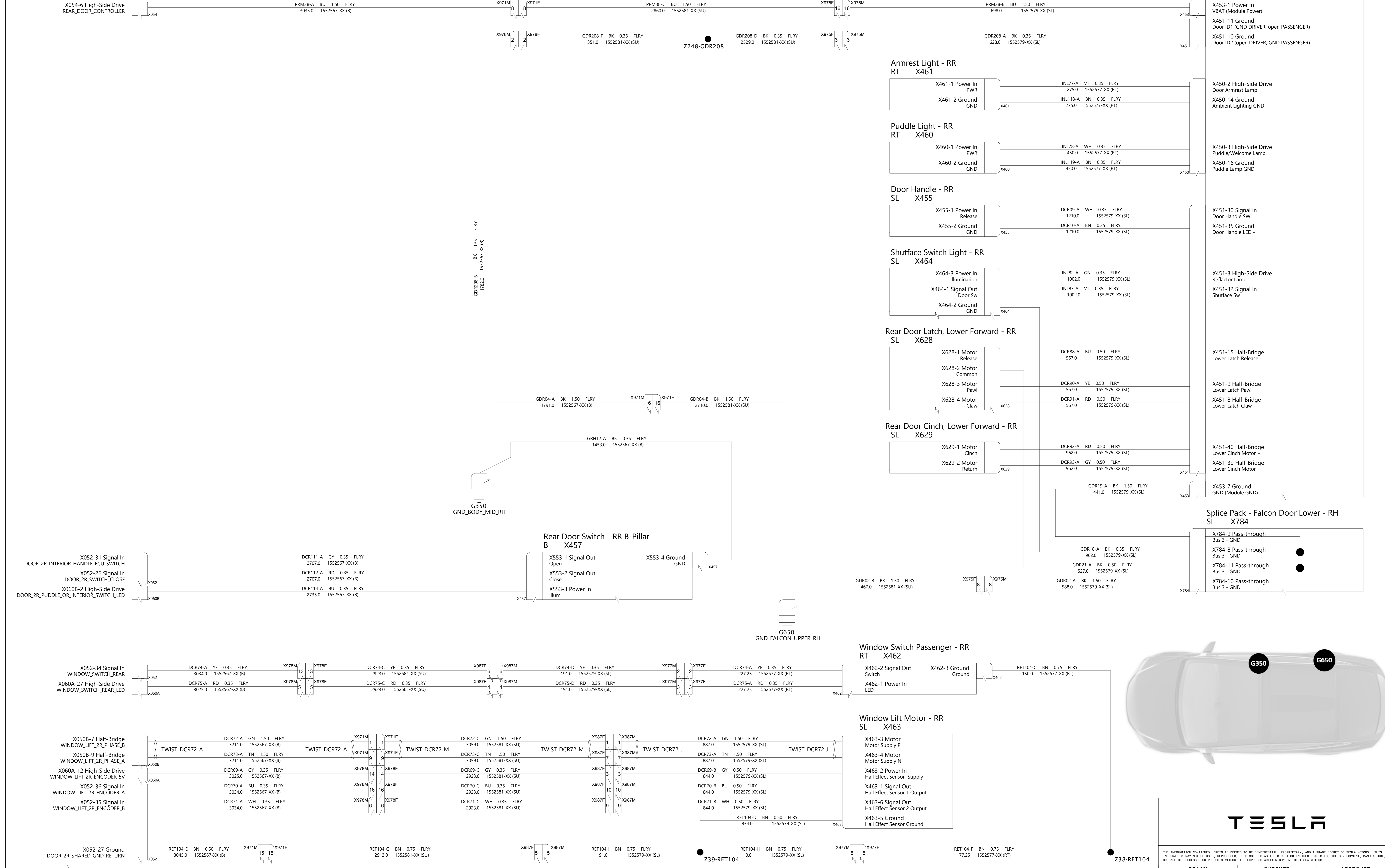
Door Control Module - Falcon Left (BCRDM)  
RT, RL X420 X421 X423



<b>TESLA</b>			
THE INFORMATION CONTAINED HEREIN IS DEEMED TO BE CONFIDENTIAL, PROPRIETARY, AND A TRADE SECRET OF TESLA MOTORS. THIS INFORMATION MAY NOT BE USED, REPRODUCED, OR DISCLOSED AS THE DIRECT OR INDIRECT BASIS FOR THE DEVELOPMENT, MANUFACTURE, OR SALE OF PROCESSES OR PRODUCTS WITHOUT THE EXPRESSED WRITTEN CONSENT OF TESLA MOTORS.			
DRAWN	CHECKED	APPROVED	
MATERIAL AS SPECIFIED		FINISHING AS SPECIFIED	SCALE NONE
PART NAME Doors - Rear (Falcon) Left - All			
PART NUMBER	REV	SHEET	SIZE
	1	25 of 62	A0

Body Controller - Right  
 B,J,W,P X050A X050B X051 X052 X054 X060A X060B X062 X057 X053A X053B X055 X061 X056 X058


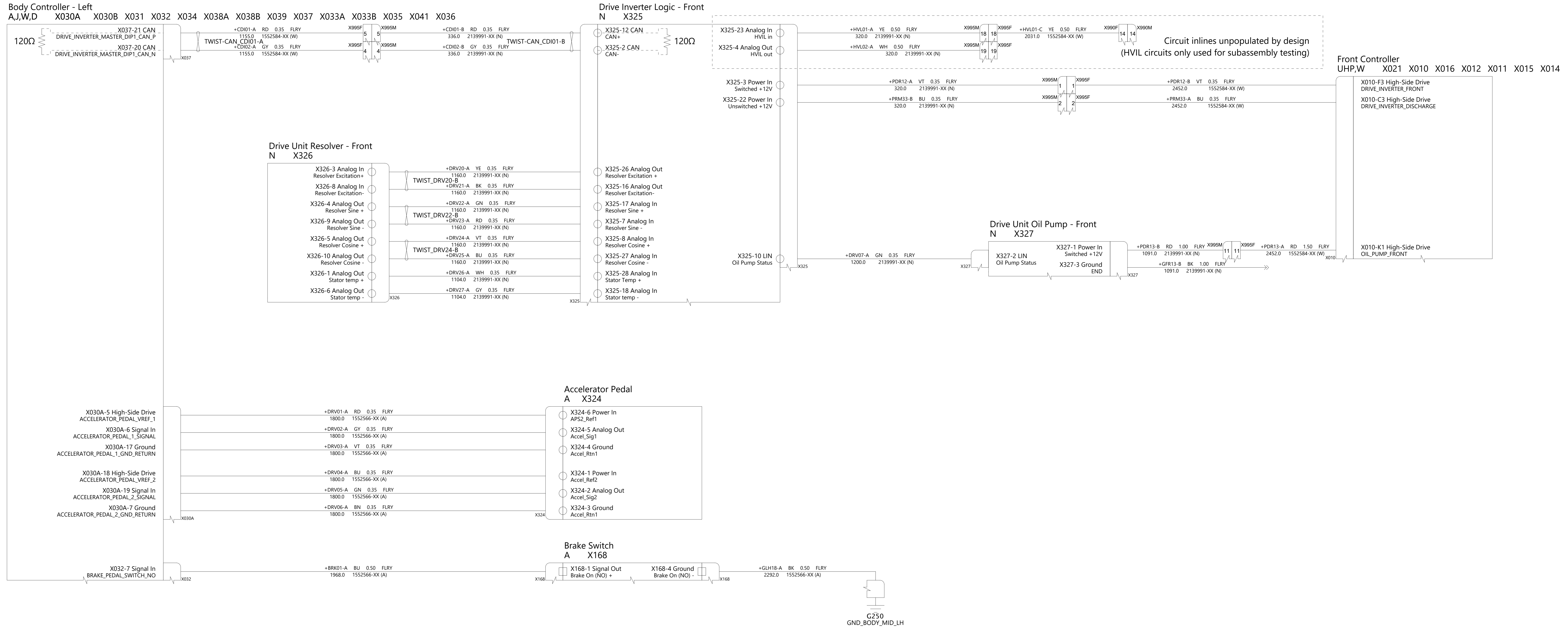
Door Control Module - Falcon Right (BCRPM)  
 RT, SL X450 X451 X453



**TESLA**

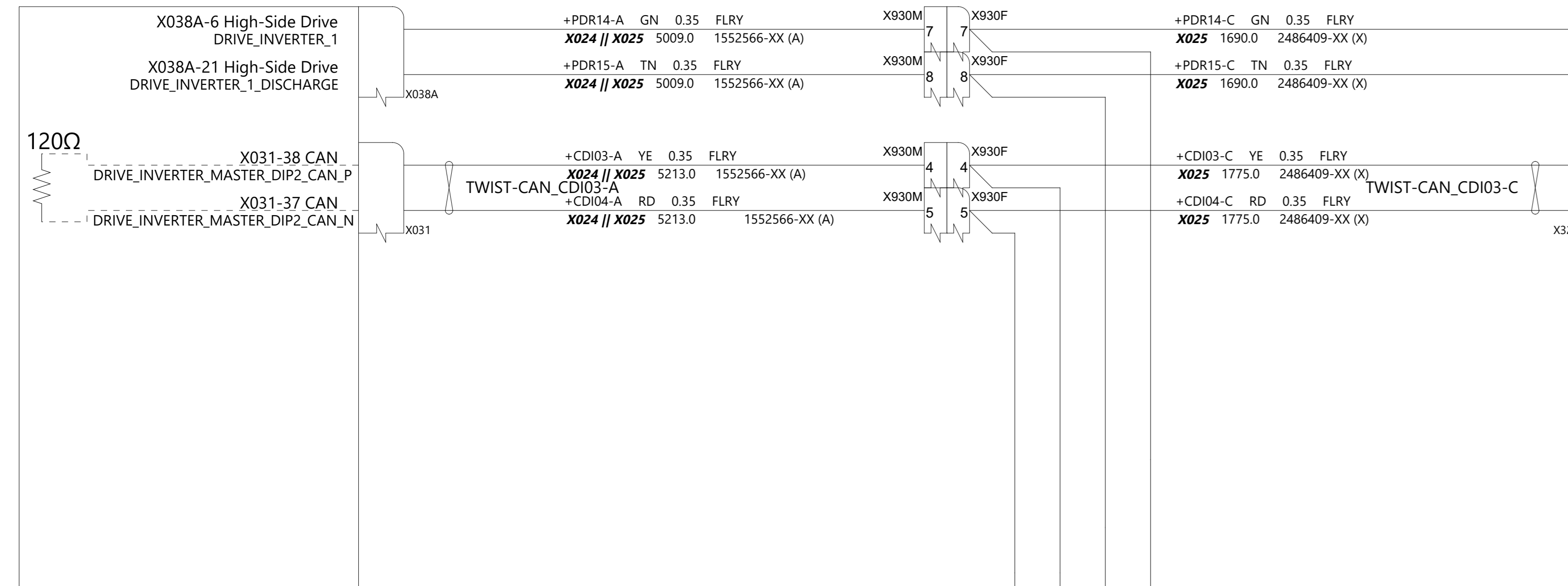
THE INFORMATION CONTAINED HEREIN IS DEEMED TO BE CONFIDENTIAL, PROPRIETARY, AND A TRADE SECRET OF TESLA MOTORS. THIS INFORMATION MAY NOT BE USED, REPRODUCED, OR DISCLOSED AS THE DIRECT OR INDIRECT BASIS FOR THE DEVELOPMENT, MANUFACTURE, OR SALE OF PROCESSES OR PRODUCTS WITHOUT THE EXPRESSED WRITTEN CONSENT OF TESLA MOTORS.

DRAWN	CHECKED	APPROVED
MATERIAL AS SPECIFIED	FINISHING AS SPECIFIED	SCALE NONE
PART NAME Doors - Rear (Falcon) Right - All		
PART NUMBER	REV	SHEET
	1	26 of 62
		SIZE A0

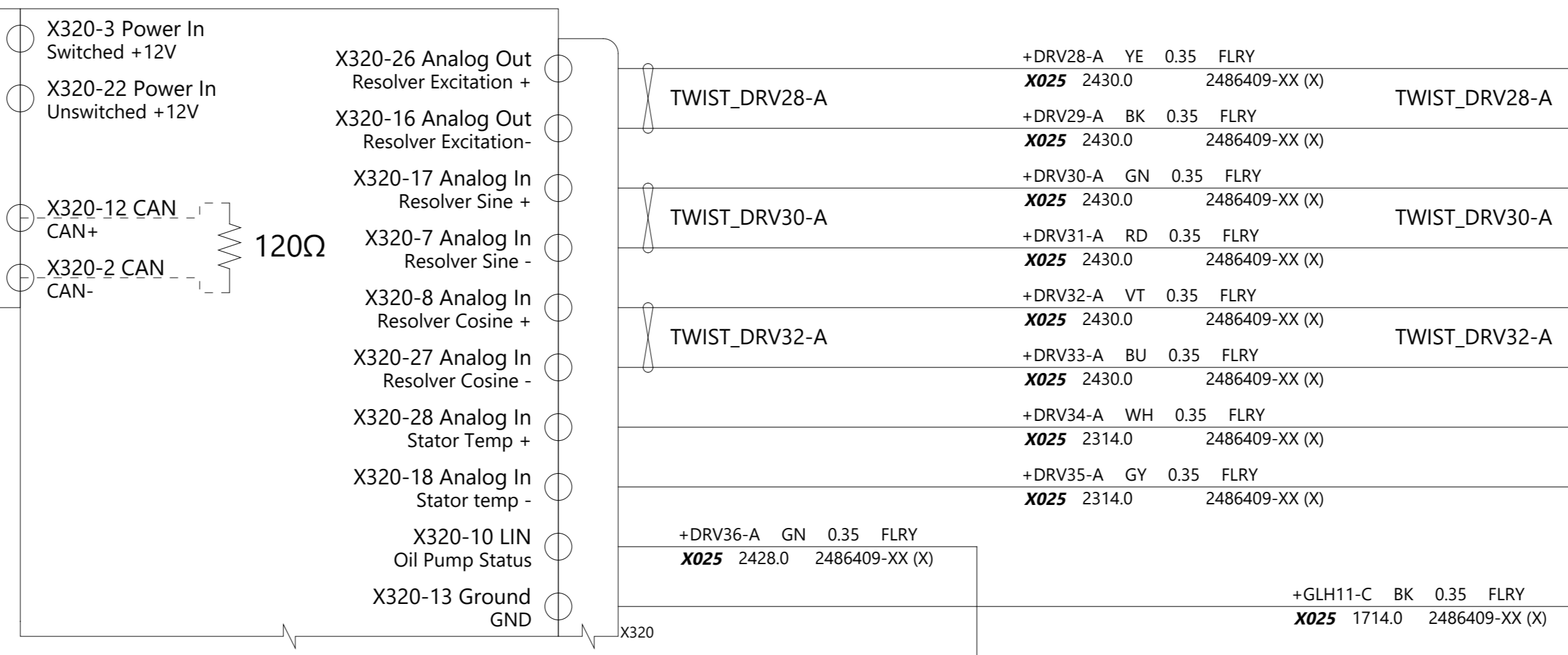


<b>TESLA</b>			
THE INFORMATION CONTAINED HEREIN IS DEEMED TO BE CONFIDENTIAL, PROPRIETARY, AND A TRADE SECRET OF TESLA MOTORS. THIS INFORMATION MAY NOT BE USED, REPRODUCED, OR DISCLOSED AS THE DIRECT OR INDIRECT BASIS FOR THE DEVELOPMENT, MANUFACTURE, OR SALE OF PROCESSES OR PRODUCTS WITHOUT THE EXPRESS WRITTEN CONSENT OF TESLA MOTORS.			
DRAWN	CHECKED	APPROVED	
MATERIAL AS SPECIFIED		FINISHING AS SPECIFIED	SCALE NONE
PART NAME Drive Inverter - Front			
PART NUMBER	REV	SHEET	SIZE
	1	27 OF 62	A0


Body Controller - Left  
A,J,W,D X030A X030B X031 X032 X034 X038A X038B X039 X037 X033A X033B X035 X041 X036




X025  
Drive Inverter Logic - Rear  
X X320




X025  
Drive Unit Resolver - Rear  
X X321



X025  
Drive Unit Oil Pump - Rear  
X X322



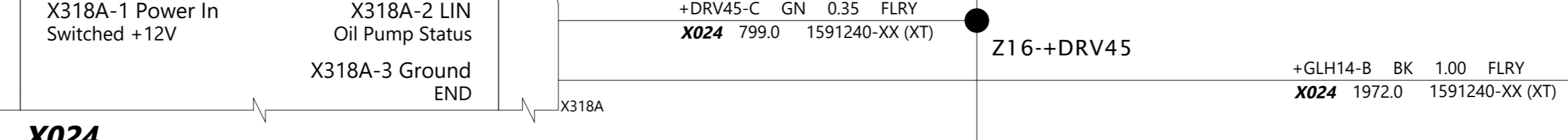
X024  
Drive Inverter Logic - LR  
XT X320A



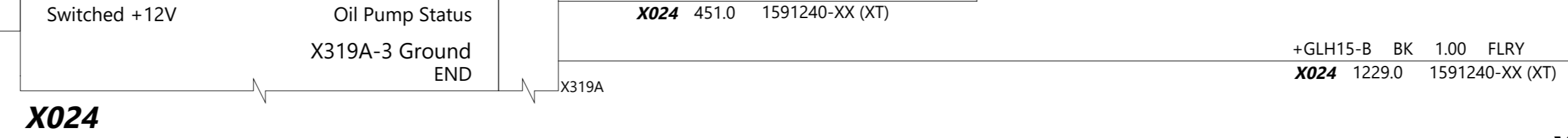
X024  
Drive Unit Resolver - LR  
XT X321A




X024  
Drive Unit Oil Pump - LH  
XT X318A



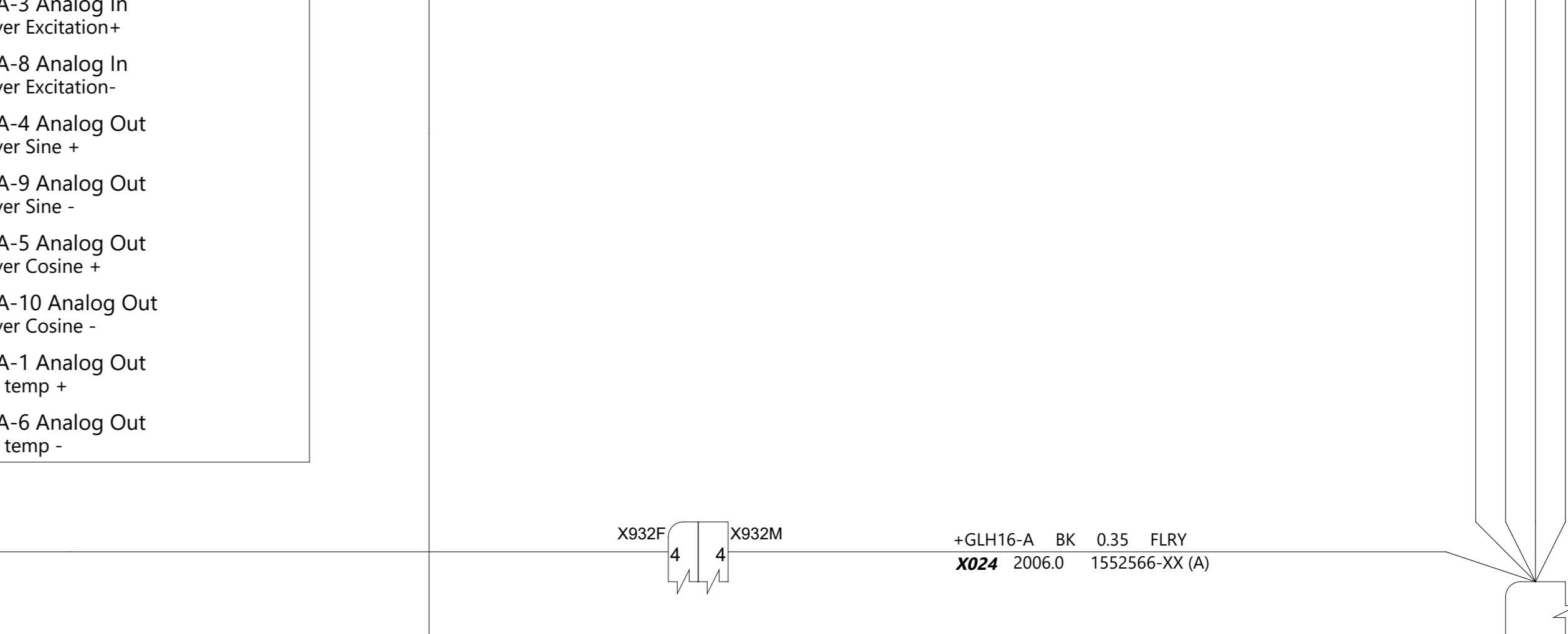
X024  
Drive Unit Oil Pump - Gear Case  
XT X319A



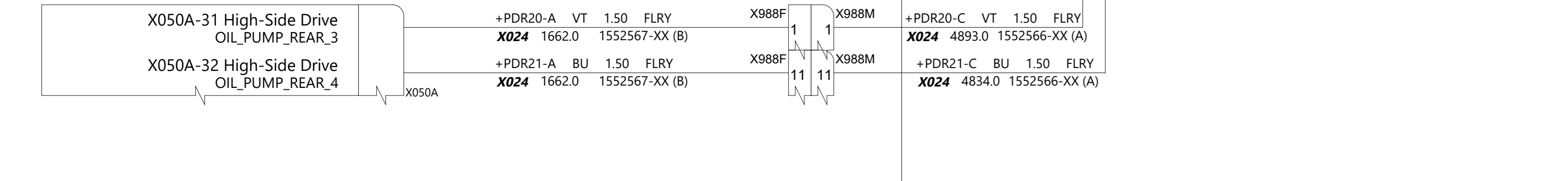
X024  
Drive Inverter Logic - RR  
XT X328A




X024  
Drive Unit Resolver - RR  
XT X329A





Body Controller - Right  
B,J,W,P X050A X050B X051 X052 X054 X060A X060B X062 X057 X053A X053B X055 X061 X056 X058 X059



X024  
Drive Unit Oil Pump - RH  
XT X322A

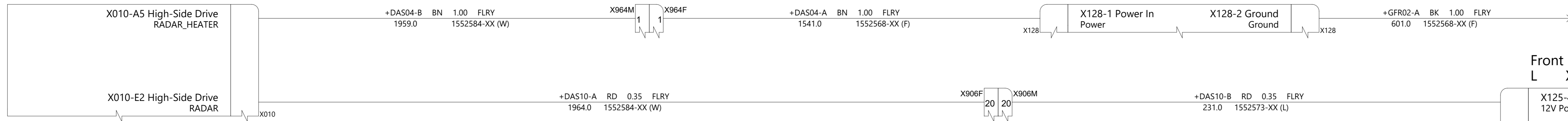


X024  
Drive Unit Resolver - RR  
XT X329A



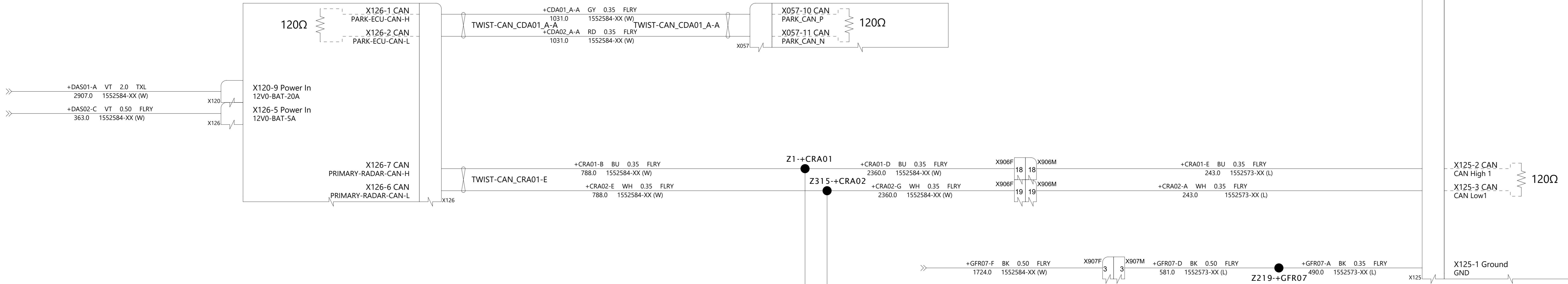
<b>TESLA</b>			
THE INFORMATION CONTAINED HEREIN IS DEEMED TO BE CONFIDENTIAL, PROPRIETARY, AND A TRADE SECRET OF TESLA MOTORS. THIS INFORMATION MAY NOT BE USED, REPRODUCED, OR DISCLOSED AS THE DIRECT OR INDIRECT BASIS FOR THE DEVELOPMENT, MANUFACTURE, OR SALE OF PROCESSES OR PRODUCTS WITHOUT THE EXPRESS WRITTEN CONSENT OF TESLA MOTORS.			
DRAWN	CHECKED	APPROVED	
MATERIAL AS SPECIFIED	FINISHING AS SPECIFIED	SCALE NONE	
PART NAME Drive Inverter - Rear			
PART NUMBER	REV	SHEET	SIZE
	1	28 of 62	A0

**Front Controller**  
UHP,W X021 X010 X016 X012 X011 X015 X014

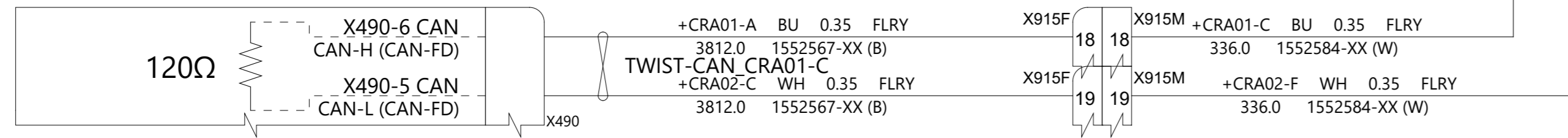


**AutoPilot ECU**  
B,W X120 X890 X868 X870 X891 X875 X869 X871 X872 X126

**Body Controller - Right**  
B,J,W,P X050A X050B X051 X052 X054 X060A X060B  
X062 X057 X053A X053B X055 X061 X056 X058 X059



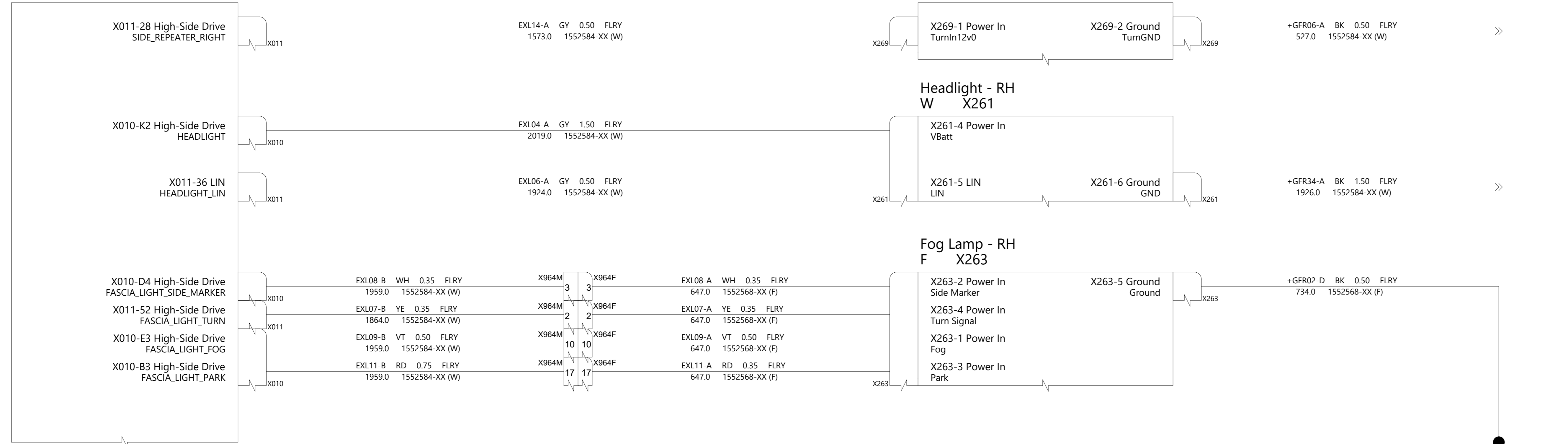
**Radar - Interior**  
B X490



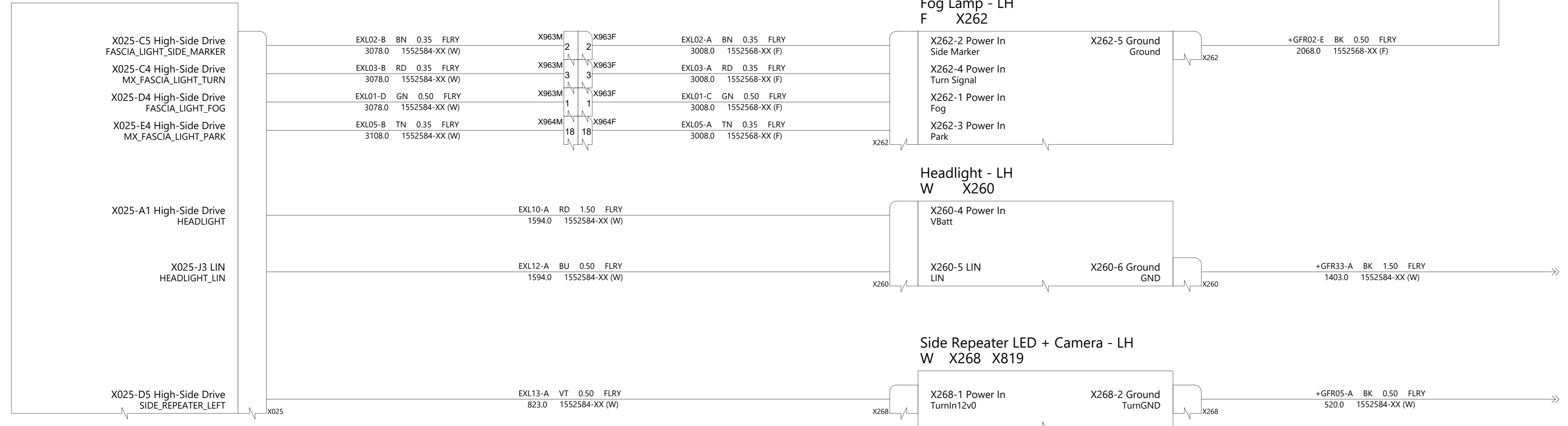
THE INFORMATION CONTAINED HEREIN IS DEEMED TO BE CONFIDENTIAL, PROPRIETARY, AND A TRADE SECRET OF TESLA MOTORS. THIS INFORMATION MAY NOT BE USED, REPRODUCED, OR DISCLOSED AS THE DIRECT OR INDIRECT BASIS FOR THE DEVELOPMENT, MANUFACTURE, OR SALE OF PROCESSES OR PRODUCTS WITHOUT THE EXPRESSED WRITTEN CONSENT OF TESLA MOTORS.

DRAWN	CHECKED	APPROVED
MATERIAL AS SPECIFIED	FINISHING AS SPECIFIED	SCALE NONE
PART NAME Driver Assistance		
PART NUMBER	REV 1	SHEET 29 OF 62
		SIZE A0

**Front Controller**  
UHP,W X021 X010 X016 X012 X011 X015 X014




**Battery Controller**  
W X026 X022 X023 X024 X025




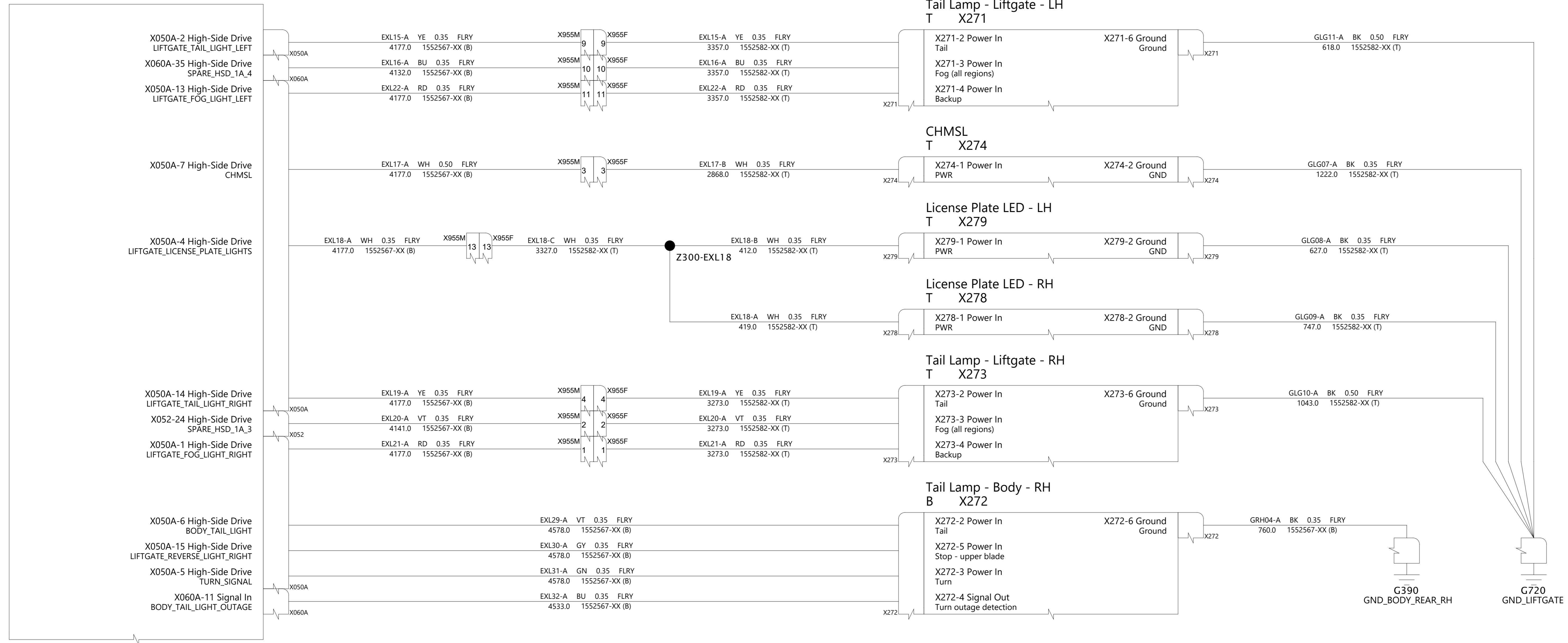
THE INFORMATION CONTAINED HEREIN IS DEEMED TO BE CONFIDENTIAL, PROPRIETARY, AND A TRADE SECRET OF TESLA MOTORS. THIS INFORMATION MAY NOT BE USED, REPRODUCED, OR DISCLOSED AS THE DIRECT OR INDIRECT BASIS FOR THE DEVELOPMENT, MANUFACTURE, OR SALE OF PROCESSES OR PRODUCTS WITHOUT THE EXPRESSED WRITTEN CONSENT OF TESLA MOTORS.

DRAWN	CHECKED	APPROVED
MATERIAL AS SPECIFIED	FINISHING AS SPECIFIED	SCALE NONE
PART NAME Exterior Illumination - Front		
PART NUMBER	REV	SHEET
	1	30 of 62
		SIZE A0

**Body Controller - Left**  
A,J,W,D X030A X030B X031 X032 X034 X038A X038B X039 X037 X033A X033B X035 X041 X036



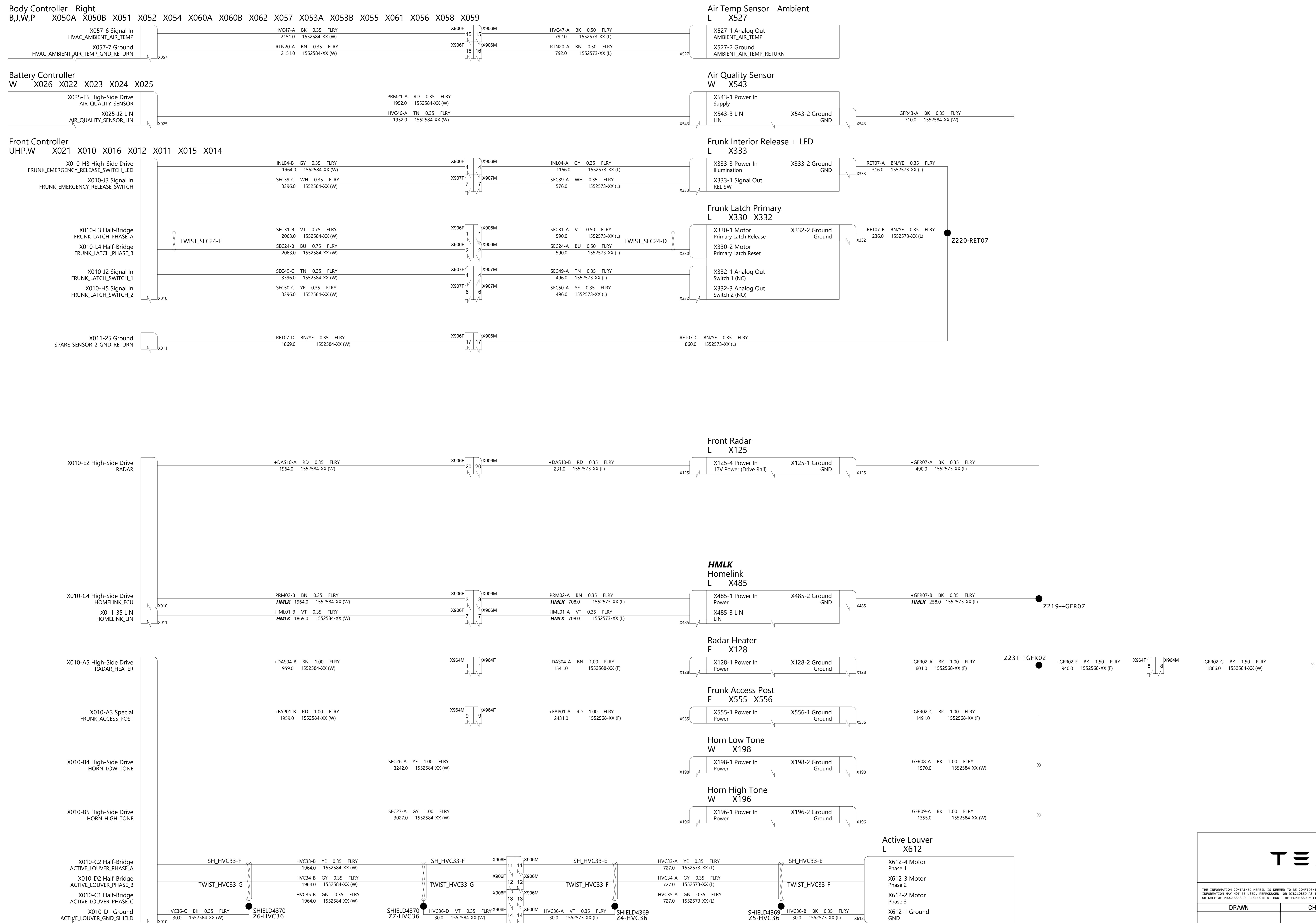
**Body Controller - Right**  
B,J,W,P X050A X050B X051 X052 X054 X060A X060B X062 X057 X053A X053B X055 X061 X056 X058 X059



**TESLA**

THE INFORMATION CONTAINED HEREIN IS DEEMED TO BE CONFIDENTIAL, PROPRIETARY, AND A TRADE SECRET OF TESLA MOTORS. THIS INFORMATION MAY NOT BE USED, REPRODUCED, OR DISCLOSED AS THE DIRECT OR INDIRECT BASIS FOR THE DEVELOPMENT, MANUFACTURE, OR SALE OF PROCESSES OR PRODUCTS WITHOUT THE EXPRESSED WRITTEN CONSENT OF TESLA MOTORS.

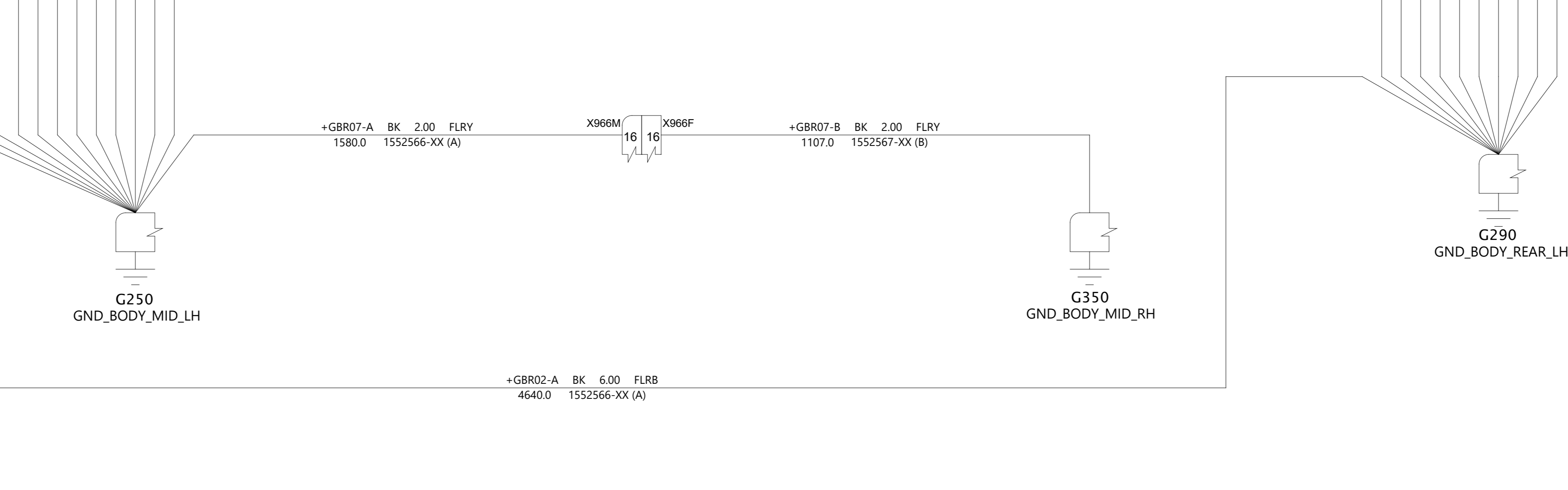

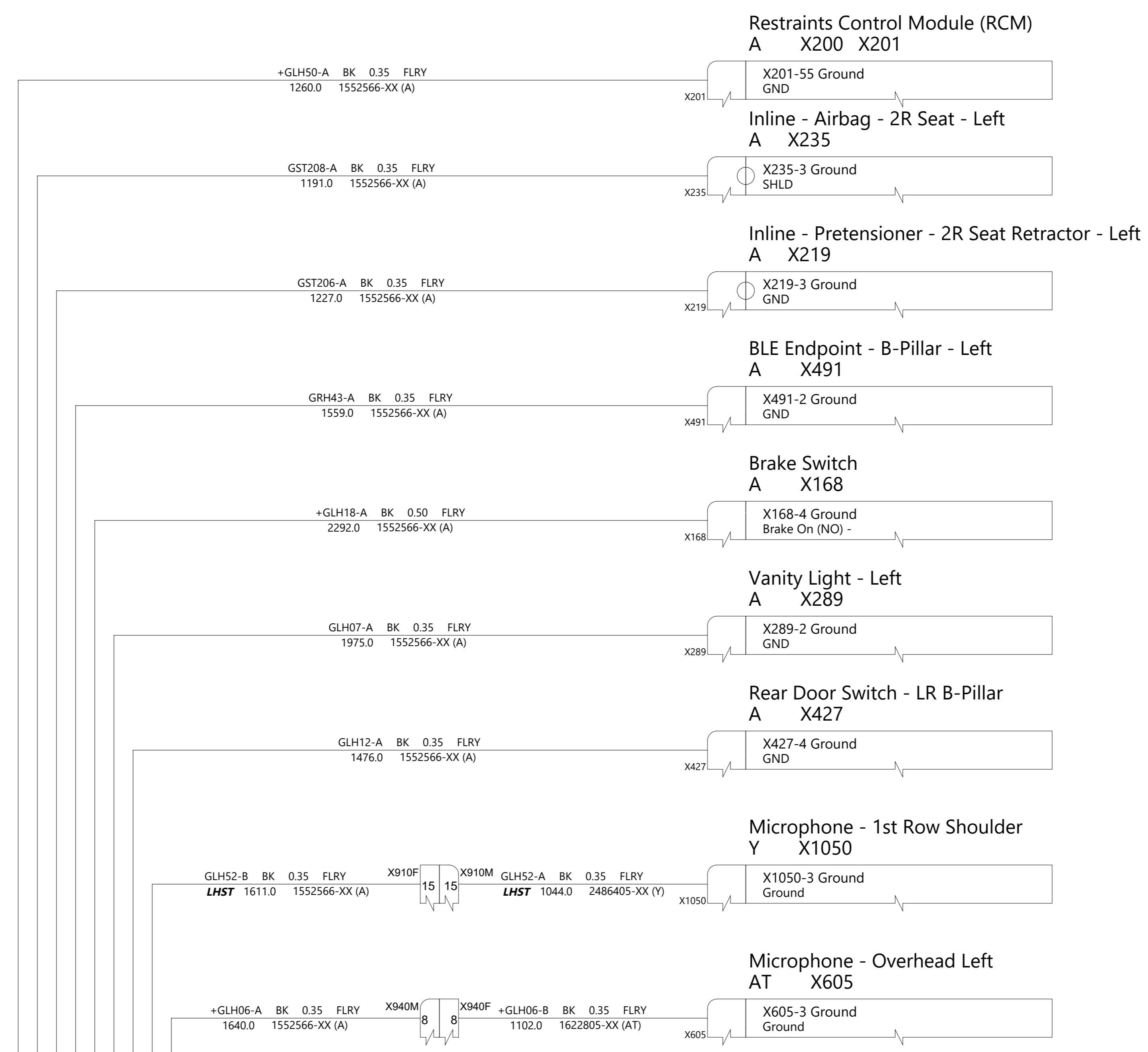
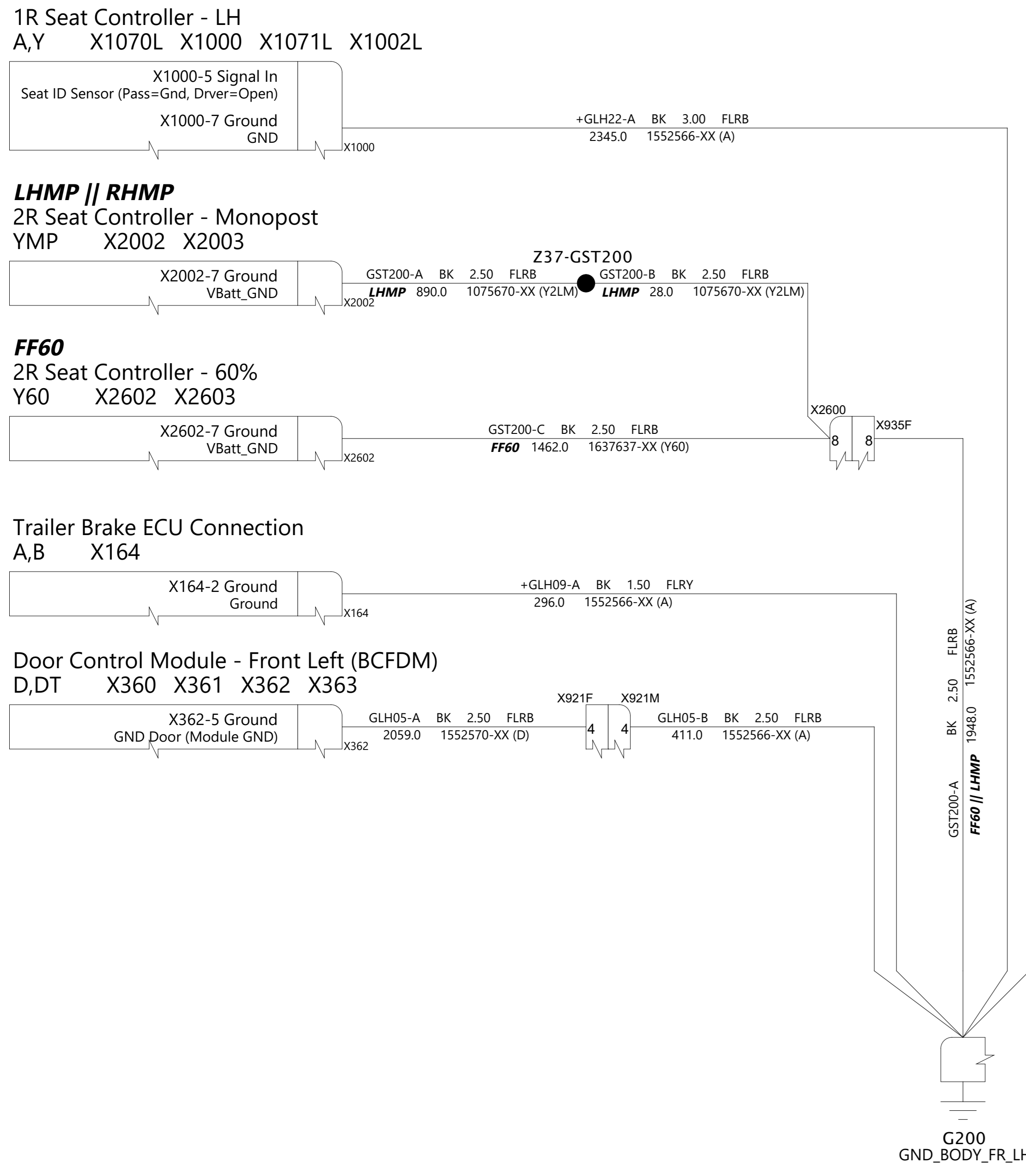
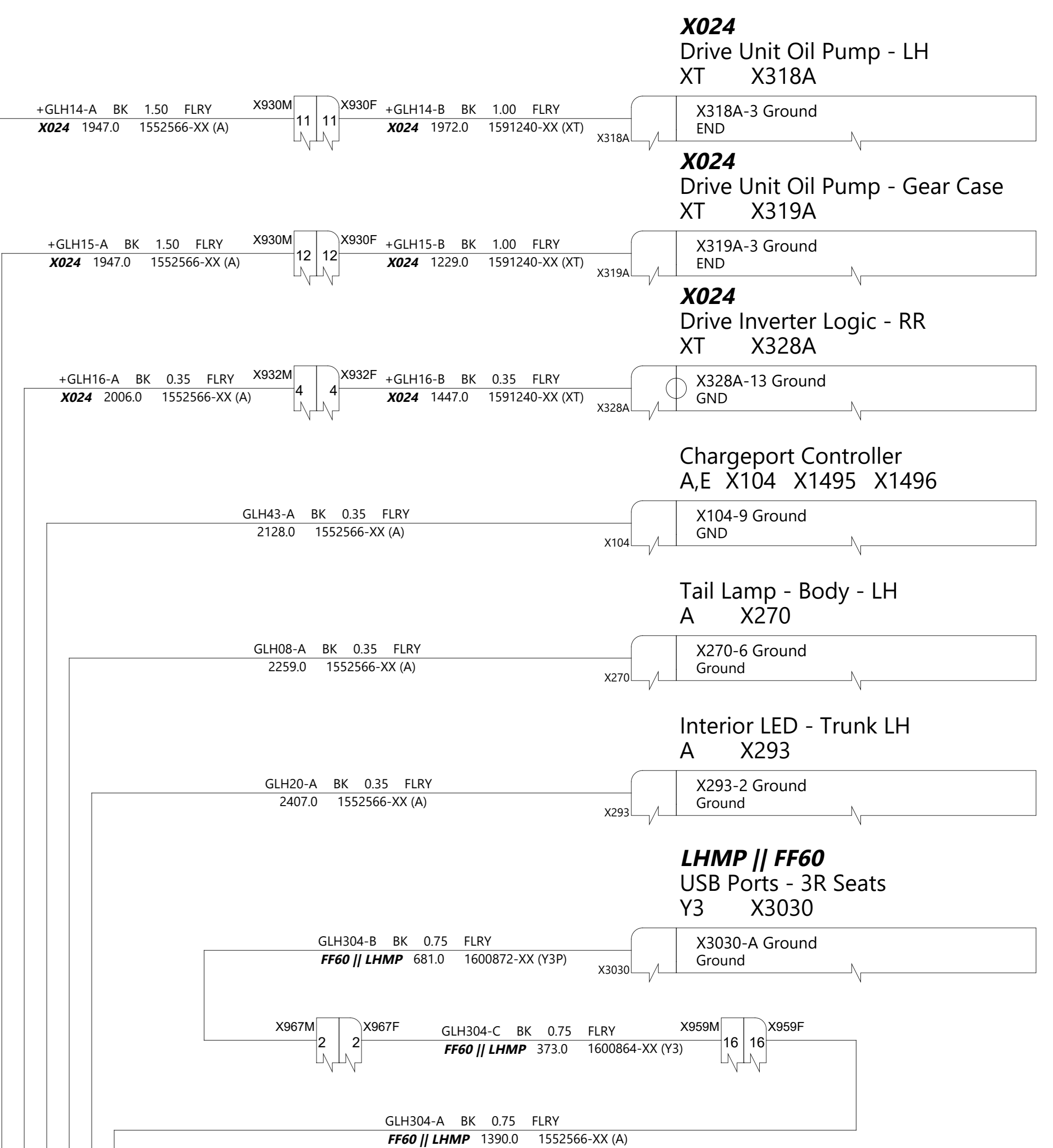
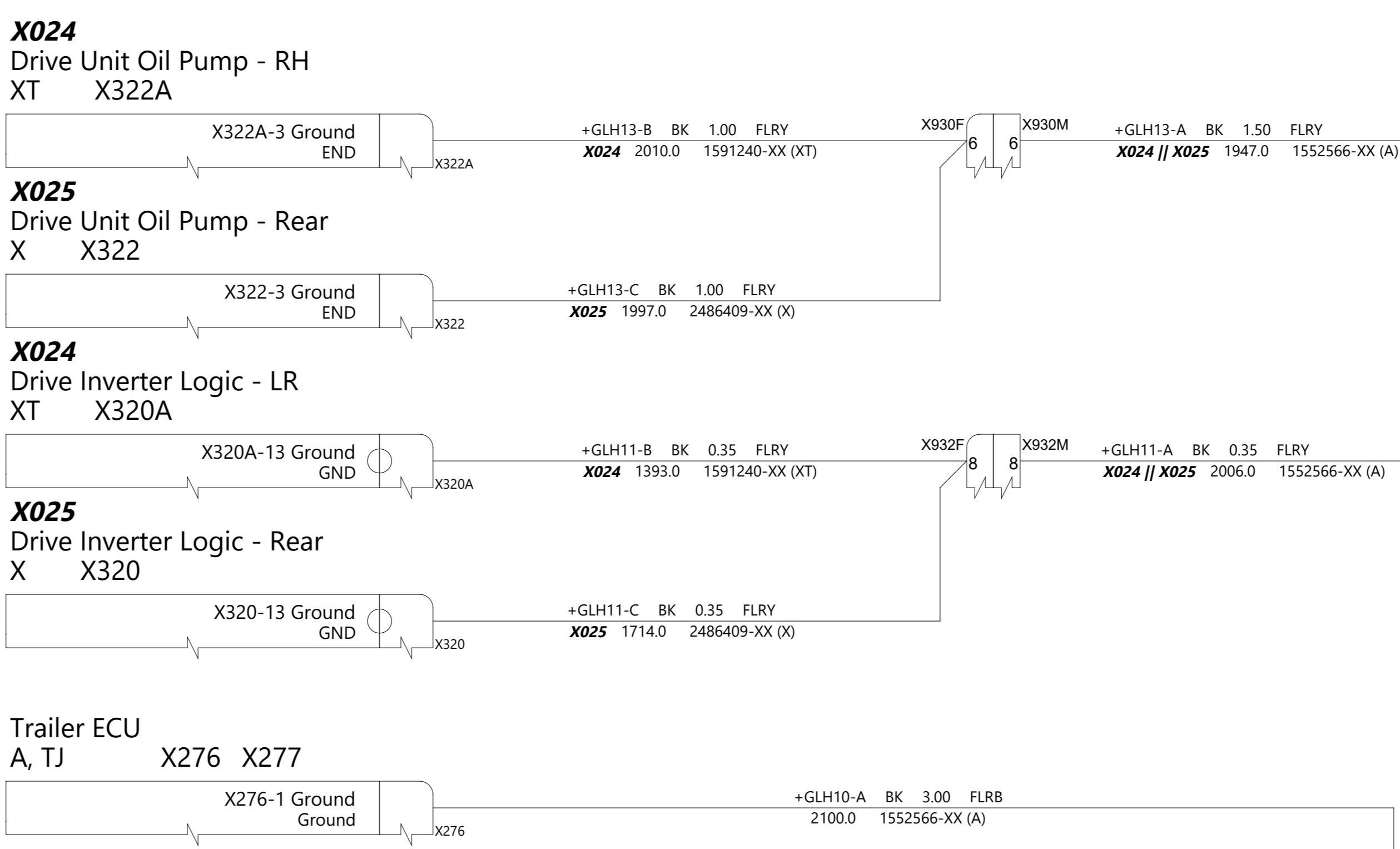
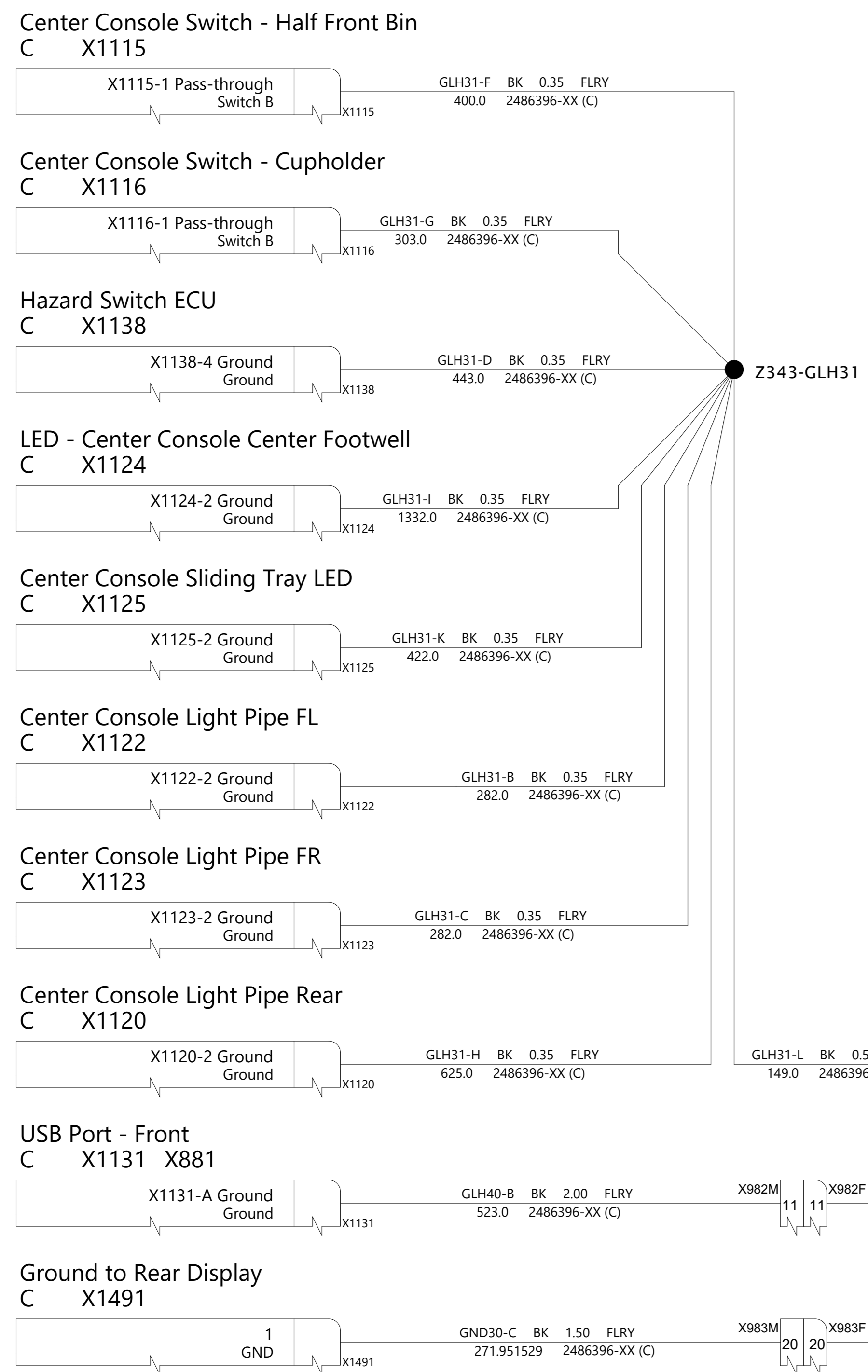
DRAWN	CHECKED	APPROVED
MATERIAL AS SPECIFIED	FINISHING AS SPECIFIED	SCALE NONE
PART NAME Exterior Illumination - Rear		
PART NUMBER	REV	SHEET
	1	31 of 62
		SIZE A0



THE INFORMATION CONTAINED HEREIN IS DEEMED TO BE CONFIDENTIAL, PROPRIETARY, AND A TRADE SECRET OF TESLA MOTORS. THIS INFORMATION MAY NOT BE USED, REPRODUCED, OR DISCLOSED AS THE DIRECT OR INDIRECT BASIS FOR THE DEVELOPMENT, MANUFACTURE, OR SALE OF PROCESSES OR PRODUCTS WITHOUT THE EXPRESSED WRITTEN CONSENT OF TESLA MOTORS.

DRAWN	CHECKED	APPROVED
MATERIAL AS SPECIFIED	FINISHING AS SPECIFIED	SCALE NONE
PART NAME Frunk Actuators / Sensors		
PART NUMBER	REV	SHEET
	1	32 of 62
		SCALE A0


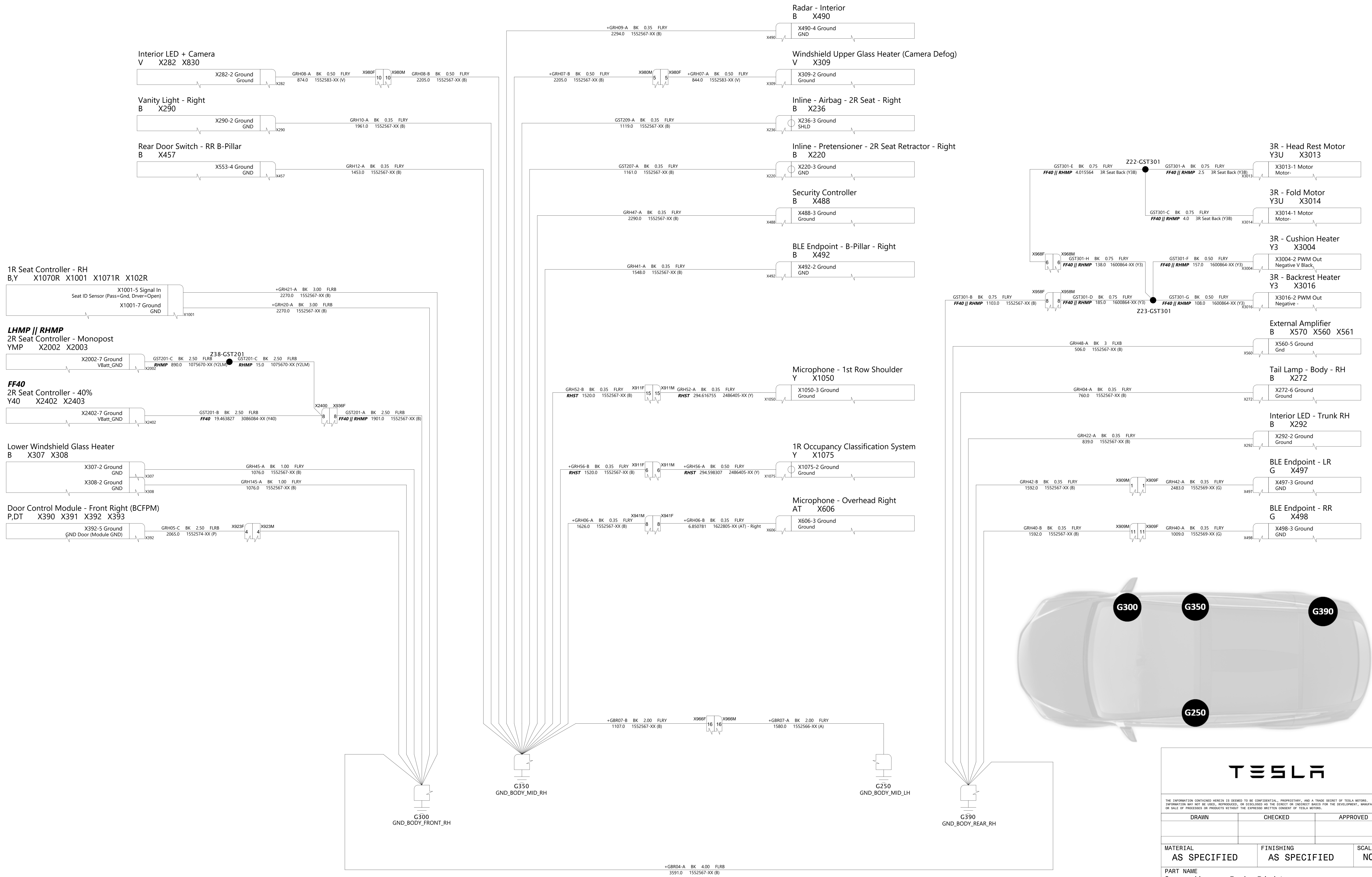




**TESLA**

THE INFORMATION CONTAINED HEREIN IS DEEMED TO BE CONFIDENTIAL, PROPRIETARY, AND A TRADE SECRET OF TESLA MOTORS. THIS INFORMATION MAY NOT BE USED, REPRODUCED, OR DISCLOSED AS THE DIRECT OR INDIRECT BASIS FOR THE DEVELOPMENT, MANUFACTURE, OR SALE OF PROCESSES OR PRODUCTS WITHOUT THE EXPRESSED WRITTEN CONSENT OF TESLA MOTORS.

DRAWN	CHECKED	APPROVED
MATERIAL AS SPECIFIED	FINISHING AS SPECIFIED	SCALE NONE
PART NAME <b>Grounding - Body Left</b>		
PART NUMBER	REV	SHEET
	1	33 OF 62
		SIZE A0



**TESLA**

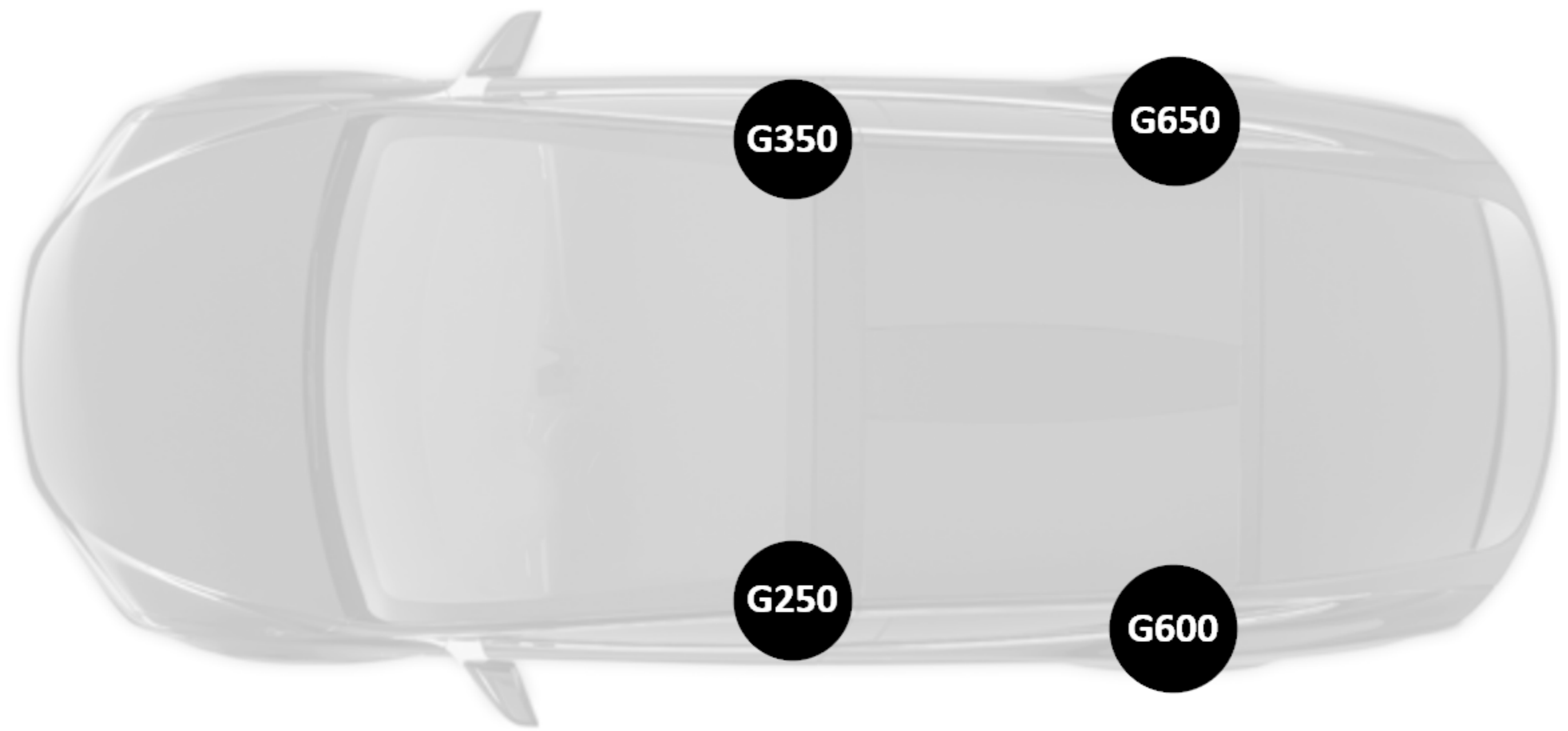
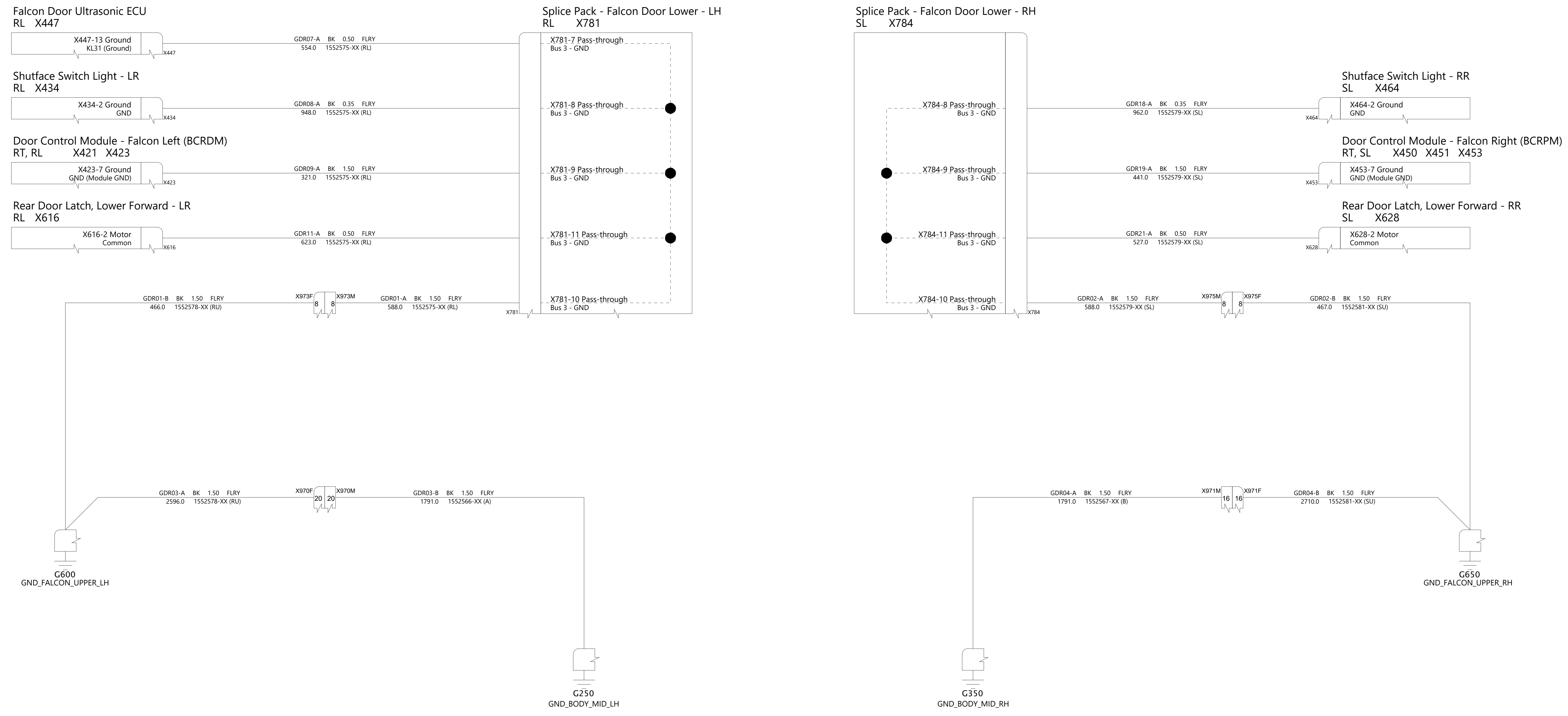
THE INFORMATION CONTAINED HEREIN IS DEEMED TO BE CONFIDENTIAL, PROPRIETARY, AND A TRADE SECRET OF TESLA MOTORS. THIS INFORMATION MAY NOT BE USED, REPRODUCED, OR DISCLOSED AS THE DIRECT OR INDIRECT BASIS FOR THE DEVELOPMENT, MANUFACTURE, OR SALE OF PROCESSES OR PRODUCTS WITHOUT THE EXPRESSED WRITTEN CONSENT OF TESLA MOTORS.

DRAWN	CHECKED	APPROVED
-------	---------	----------

MATERIAL AS SPECIFIED	FINISHING AS SPECIFIED	SCALE NONE
--------------------------	---------------------------	---------------

PART NAME  
**Grounding - Body Right**

PART NUMBER	REV	SHEET	SIZE
	1	34 OF 62	A0



**TESLA**

THE INFORMATION CONTAINED HEREIN IS DEEMED TO BE CONFIDENTIAL, PROPRIETARY, AND A TRADE SECRET OF TESLA MOTORS. THIS INFORMATION MAY NOT BE USED, REPRODUCED, OR DISCLOSED AS THE DIRECT OR INDIRECT BASIS FOR THE DEVELOPMENT, MANUFACTURE, OR SALE OF PROCESSES OR PRODUCTS WITHOUT THE EXPRESSED WRITTEN CONSENT OF TESLA MOTORS.

DRAWN	CHECKED	APPROVED

MATERIAL AS SPECIFIED	FINISHING AS SPECIFIED	SCALE NONE
--------------------------	---------------------------	---------------

PART NAME  
**Grounding - Cabin - Falcon Doors**

PART NUMBER	REV	SHEET	SIZE
	1	35 OF 62	A0

Body Controller - Left  
A,J,W,D X030A X030B X031 X032 X034 X038A X038B X039 X037 X033A X033B X035 X041 X036

Drive Inverter Logic - Front  
N X325

Front Radar  
L X125

HMLK Homelink  
L X485

Washer Pump and Fluid Level Sensor  
W X301 X302

Horn Low Tone  
W X198

Side Repeater LED + Camera - LH  
W X268 X819

Drive Unit Oil Pump - Front  
N X327

Headlight - LH  
W X260

Horn High Tone  
W X196

Wiper Motor  
W X300

iBooster ECU & Fluid Level Sensor  
W X150 X159

HVAC Compressor  
UHP,W X529 X532

Ground JC Frunk Left  
W G150

Ground JC Frunk Right  
W G160

Body Controller - Right  
B,J,W,P X050A X050B X051 X052 X054  
X060A X060B X062 X057 X053A X053B  
X055 X061 X056 X058 X059

Fog Lamp - LH  
F X262

Fog Lamp - RH  
F X263

Radar Heater  
F X128

Frunk Access Post  
F X555 X556

BLE Endpoint - Front  
F X495

Air Quality Sensor  
W X543

HV Penthouse  
W X007 X098

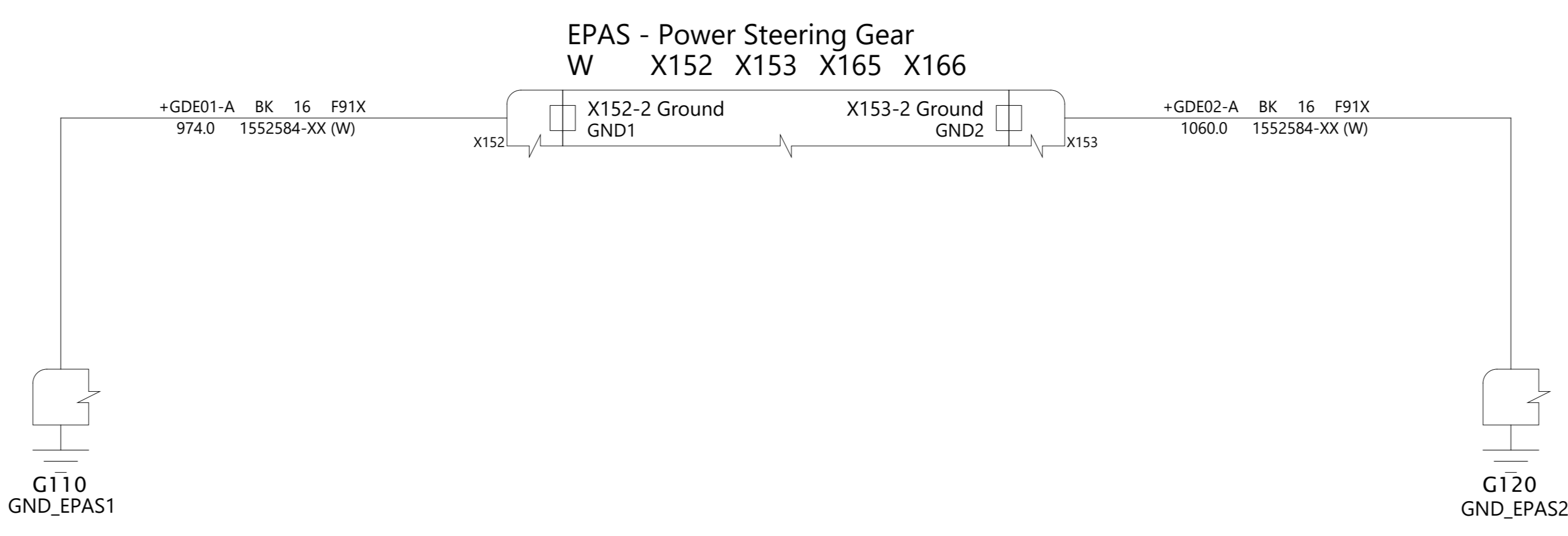

Side Repeater LED + Camera - RH  
W X269 X821

Headlight - RH  
W X261

Tesla Adaptive Suspension Controller (TAS)  
W X065 X066 X068

HCU/ESP  
W X151


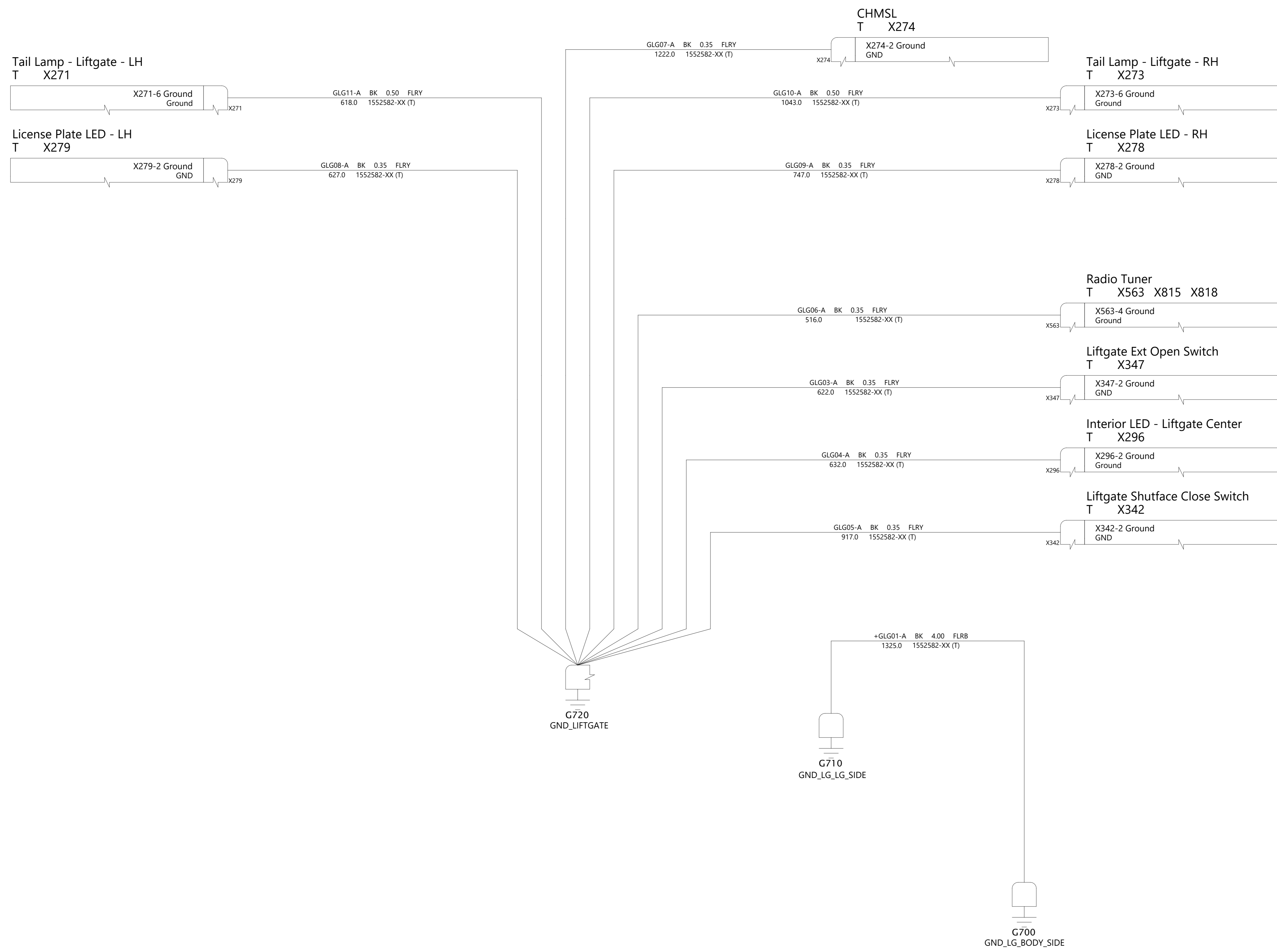
Air Suspension Compressor  
W X088 X089



TESLA

THE INFORMATION CONTAINED HEREIN IS DEEMED TO BE CONFIDENTIAL, PROPRIETARY, AND A TRADE SECRET OF TESLA MOTORS. THIS INFORMATION MAY NOT BE USED, REPRODUCED, OR DISCLOSED AS THE DIRECT OR INDIRECT BASIS FOR THE DEVELOPMENT, MANUFACTURE, OR SALE OF PROCESSES OR PRODUCTS WITHOUT THE EXPRESSED WRITTEN CONSENT OF TESLA MOTORS.

DRAWN	CHECKED	APPROVED
MATERIAL AS SPECIFIED	FINISHING AS SPECIFIED	SCALE NONE
PART NAME Grounding - Frunk		
PART NUMBER	REV	SHEET
	1	36 OF 62
		SIZE A0



**TESLA**

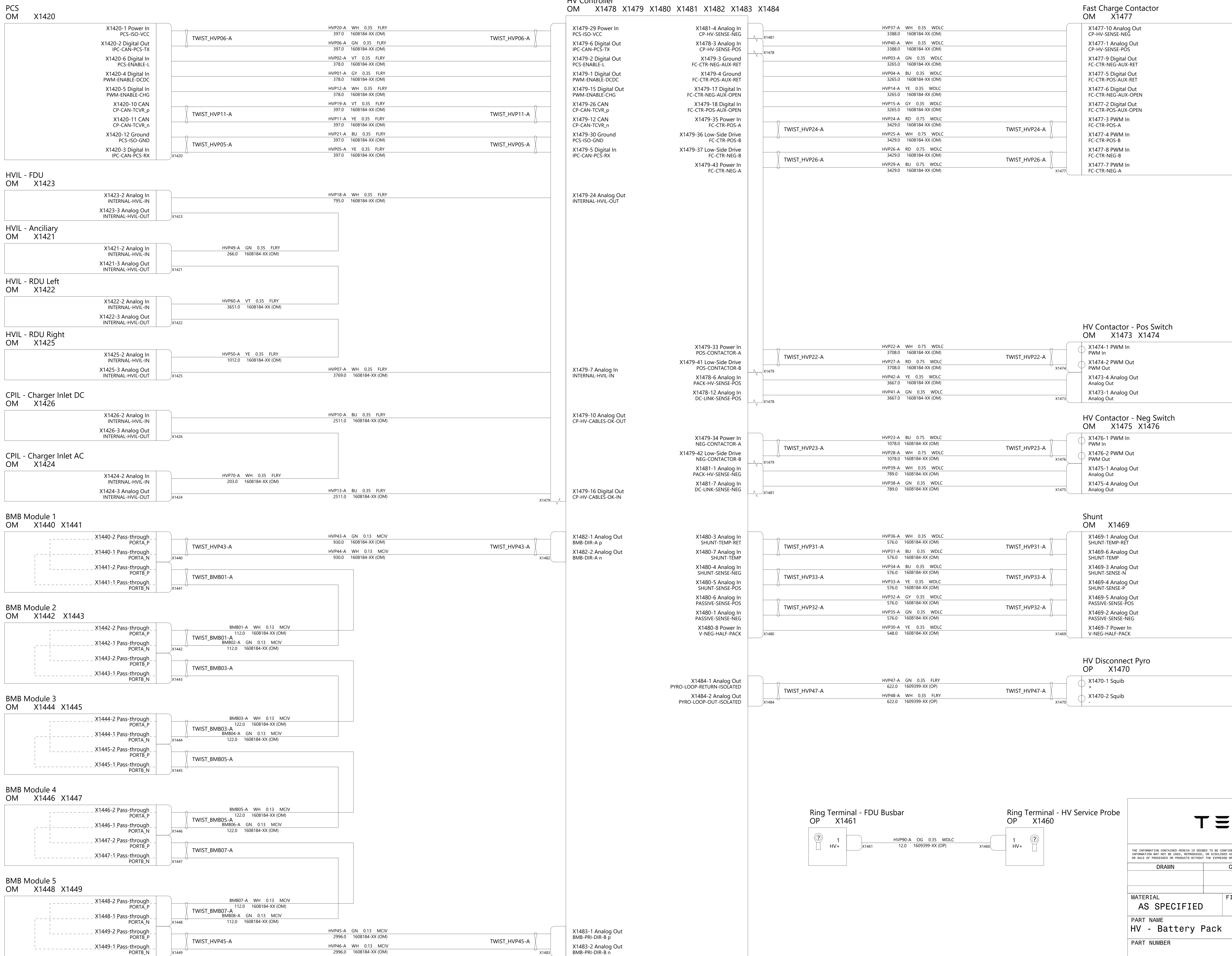
THE INFORMATION CONTAINED HEREIN IS DEEMED TO BE CONFIDENTIAL, PROPRIETARY, AND A TRADE SECRET OF TESLA MOTORS. THIS INFORMATION MAY NOT BE USED, REPRODUCED, OR DISCLOSED AS THE DIRECT OR INDIRECT BASIS FOR THE DEVELOPMENT, MANUFACTURE, OR SALE OF PROCESSES OR PRODUCTS WITHOUT THE EXPRESSED WRITTEN CONSENT OF TESLA MOTORS.

DRAWN	CHECKED	APPROVED
-------	---------	----------

MATERIAL AS SPECIFIED	FINISHING AS SPECIFIED	SCALE NONE
--------------------------	---------------------------	---------------

PART NAME  
**Grounding - Liftgate**



PART NUMBER	REV	SHEET	SIZE
	1	37 OF 62	A0



THE INFORMATION CONTAINED HEREIN IS DEEMED TO BE CONFIDENTIAL, PROPRIETARY, AND A TRADE SECRET OF TESLA MOTORS. THIS INFORMATION MAY NOT BE USED, REPRODUCED, OR DISCLOSED AS THE DIRECT OR INDIRECT BASIS FOR THE DEVELOPMENT, MANUFACTURE, OR SALE OF PROCESSES OR PRODUCTS WITHOUT THE EXPRESSED WRITTEN CONSENT OF TESLA MOTORS.

DRAWN	CHECKED	APPROVED
MATERIAL AS SPECIFIED	FINISHING AS SPECIFIED	SCALE NONE
PART NAME HV - Battery Pack		
PART NUMBER	REV 1	SHEET 38 of 62
		SIZE A0





**TESLA**


THE INFORMATION CONTAINED HEREIN IS DEEMED TO BE CONFIDENTIAL, PROPRIETARY, AND A TRADE SECRET OF TESLA MOTORS. THIS INFORMATION MAY NOT BE USED, REPRODUCED, OR DISCLOSED AS THE DIRECT OR INDIRECT BASIS FOR THE DEVELOPMENT, MANUFACTURE, OR SALE OF PROCESSES OR PRODUCTS WITHOUT THE EXPRESSED WRITTEN CONSENT OF TESLA MOTORS.

DRAWN	CHECKED	APPROVED
MATERIAL AS SPECIFIED	FINISHING AS SPECIFIED	SCALE NONE
PART NAME HV - Chargeport		
PART NUMBER	REV	SHEET
	1	40 OF 62
		SIZE A0




Body Controller - Left

A,J,W,D X030A X030B X031 X032 X034 X038A X038B X039 X037 X033A X033B X035 X041 X036



Body Controller - Right

B,J,W,P X050A X050B X051 X052 X054 X060A X060B X062 X057 X053A X053B X055 X061 X056 X058



**TESLA**

THE INFORMATION CONTAINED HEREIN IS DEEMED TO BE CONFIDENTIAL, PROPRIETARY, AND A TRADE SECRET OF TESLA MOTORS. THIS INFORMATION MAY NOT BE USED, REPRODUCED, OR DISCLOSED AS THE DIRECT OR INDIRECT BASIS FOR THE DEVELOPMENT, MANUFACTURE, OR SALE OF PROCEDES OR PRODUCTS WITHOUT THE EXPRESSED WRITTEN CONSENT OF TESLA MOTORS.

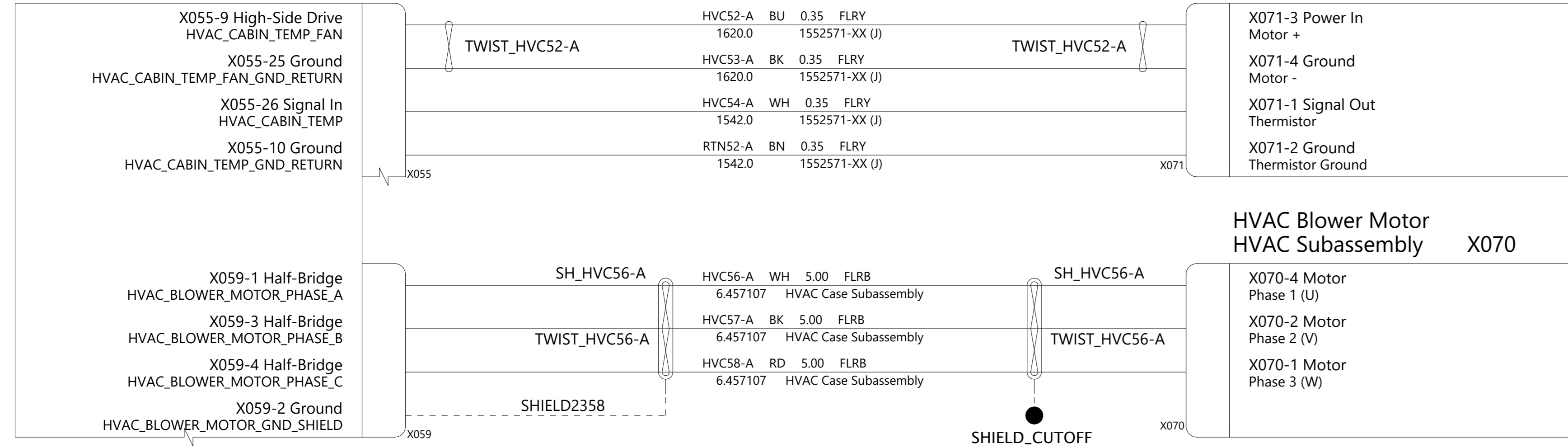
DRAWN	CHECKED	APPROVED
-------	---------	----------

MATERIAL AS SPECIFIED	FINISHING AS SPECIFIED	SCALE NONE
--------------------------	---------------------------	---------------

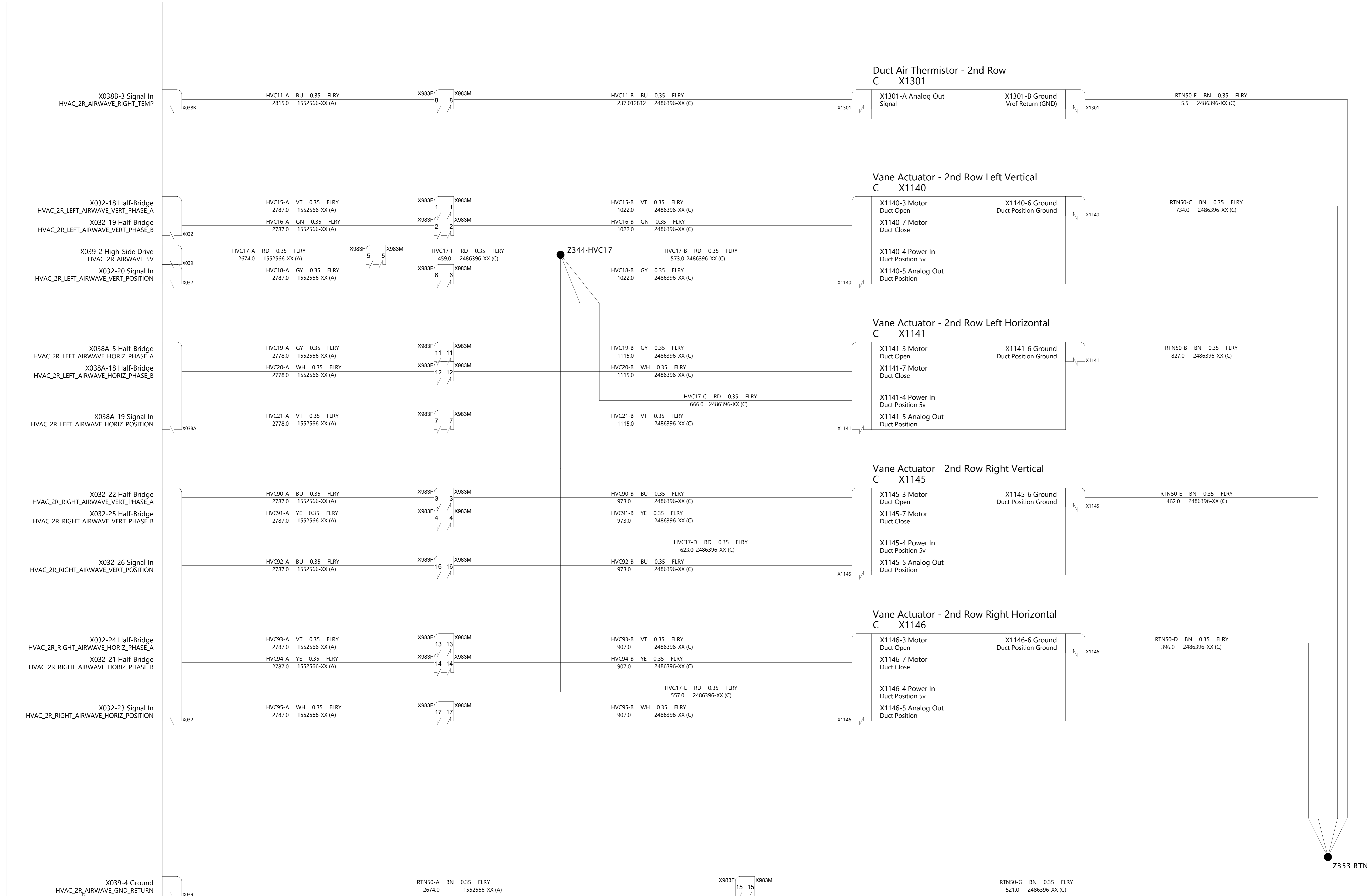
PART NAME  
HVAC - Cabin Climate 1/2

PART NUMBER	REV	SHEET	SIZE
	1	41 of 62	A0

Body Controller - Right  
B,J,W,P X050A X050B X051 X052 X054 X060A X060B X062 X057 X053A X053B X055 X061 X056 X058



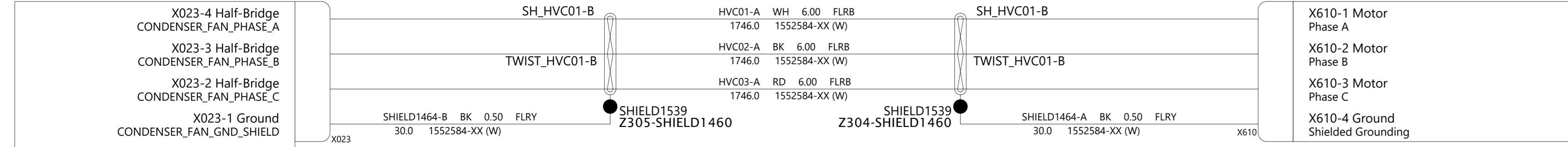
Body Controller - Left  
A,J,W,D X030A X030B X031 X032 X034 X038A X038B X039 X037 X033A X033B X035 X041 X036



THE INFORMATION CONTAINED HEREIN IS DEEMED TO BE CONFIDENTIAL, PROPRIETARY, AND A TRADE SECRET OF TESLA MOTORS. THIS INFORMATION MAY NOT BE USED, REPRODUCED, OR DISCLOSED AS THE DIRECT OR INDIRECT BASIS FOR THE DEVELOPMENT, MANUFACTURE, OR SALE OF PROCESSES OR PRODUCTS WITHOUT THE EXPRESSED WRITTEN CONSENT OF TESLA MOTORS.

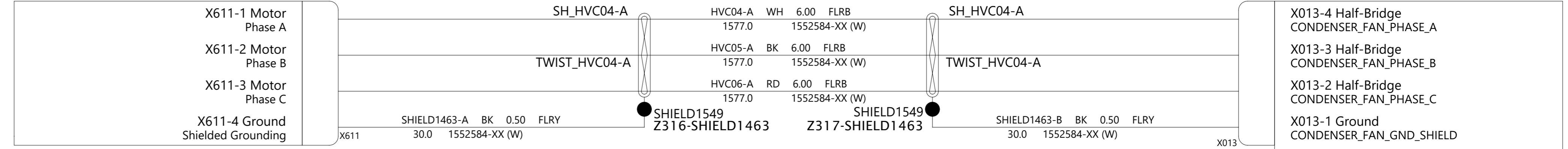
DRAWN	CHECKED	APPROVED
MATERIAL AS SPECIFIED	FINISHING AS SPECIFIED	SCALE NONE
PART NAME HVAC - Cabin Climate 2/2		
PART NUMBER	REV	SHEET
	1	42 OF 62
		SIZE A0

**Battery Controller**  
W X026 X022 X023 X024 X025



**Radiator Fan - LH**  
W X610

**Radiator Fan - RH**  
W X611



**Front Controller**  
UHP,W X021 X010 X016 X012 X011 X015 X014

**Coolant Pump - Radiator**  
W X509

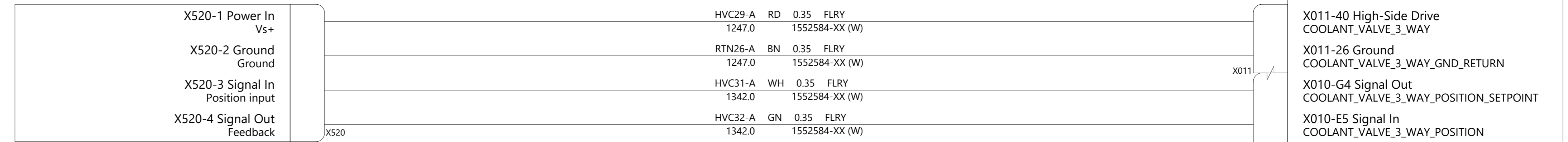


**Coolant Pump - Battery**  
W X507

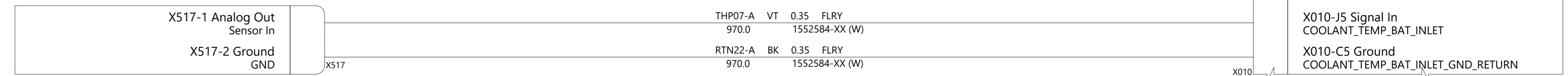
**Coolant Pump - Battery**  
W X507



**3-Way Coolant Valve**  
W X520



**Coolant Temp Sensor - Battery**  
W X517



THE INFORMATION CONTAINED HEREIN IS DEEMED TO BE CONFIDENTIAL, PROPRIETARY, AND A TRADE SECRET OF TESLA MOTORS. THIS INFORMATION MAY NOT BE USED, REPRODUCED, OR DISCLOSED AS THE DIRECT OR INDIRECT BASIS FOR THE DEVELOPMENT, MANUFACTURE, OR SALE OF PROCESSES OR PRODUCTS WITHOUT THE EXPRESSED WRITTEN CONSENT OF TESLA MOTORS.

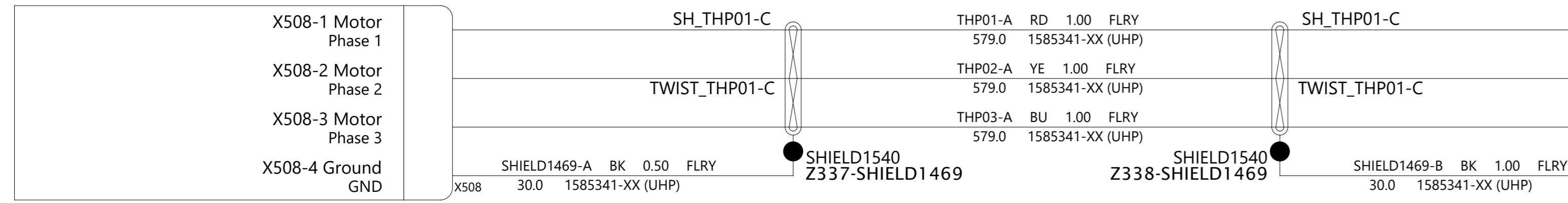
DRAWN	CHECKED	APPROVED
-------	---------	----------

MATERIAL AS SPECIFIED	FINISHING AS SPECIFIED	SCALE NONE
--------------------------	---------------------------	---------------

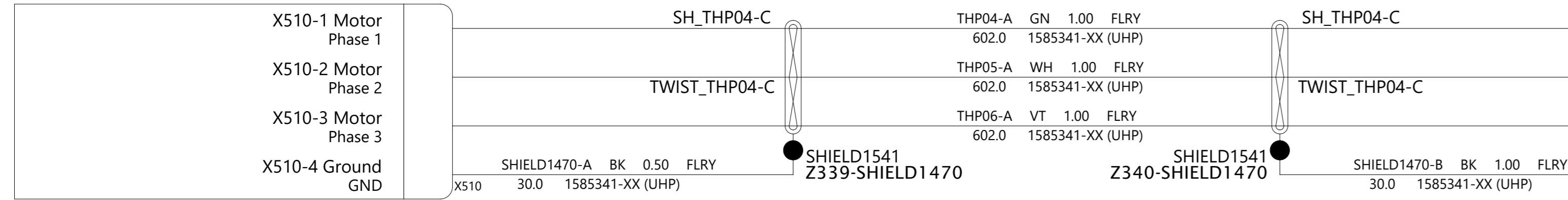
PART NAME  
**HVAC - Powertrain and Battery**

PART NUMBER	REV	SHEET	SIZE
	1	43 of 62	A0


Coolant Pump - Chiller  
UHP X508



Coolant Pump - Powertrain  
UHP X510



Coolant Temp Sensor - Powertrain  
UHP X518



Refrigerant Temp and Pressure Sensor - Suction  
UHP X533




Refrigerant Temp and Pressure Sensor - Discharge  
UHP X534




Refrigerant Temp and Pressure Sensor - Subcool  
UHP X513



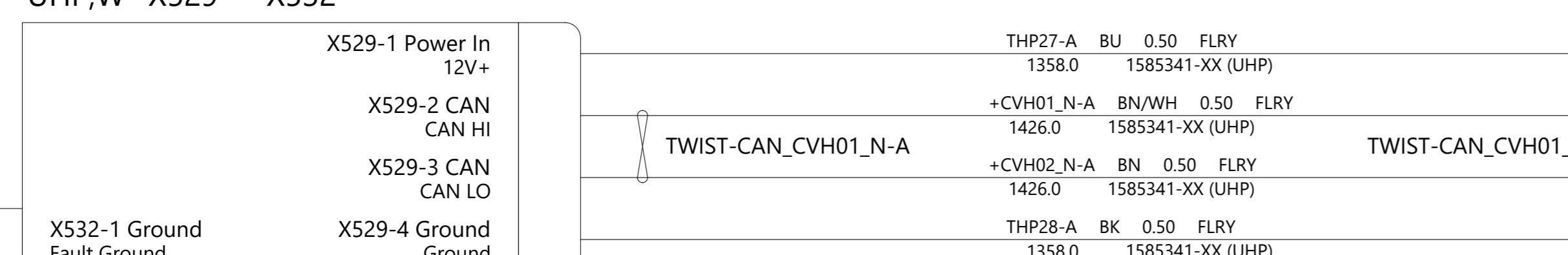
Coolant Level Sensor, Heat Pump  
UHP X511



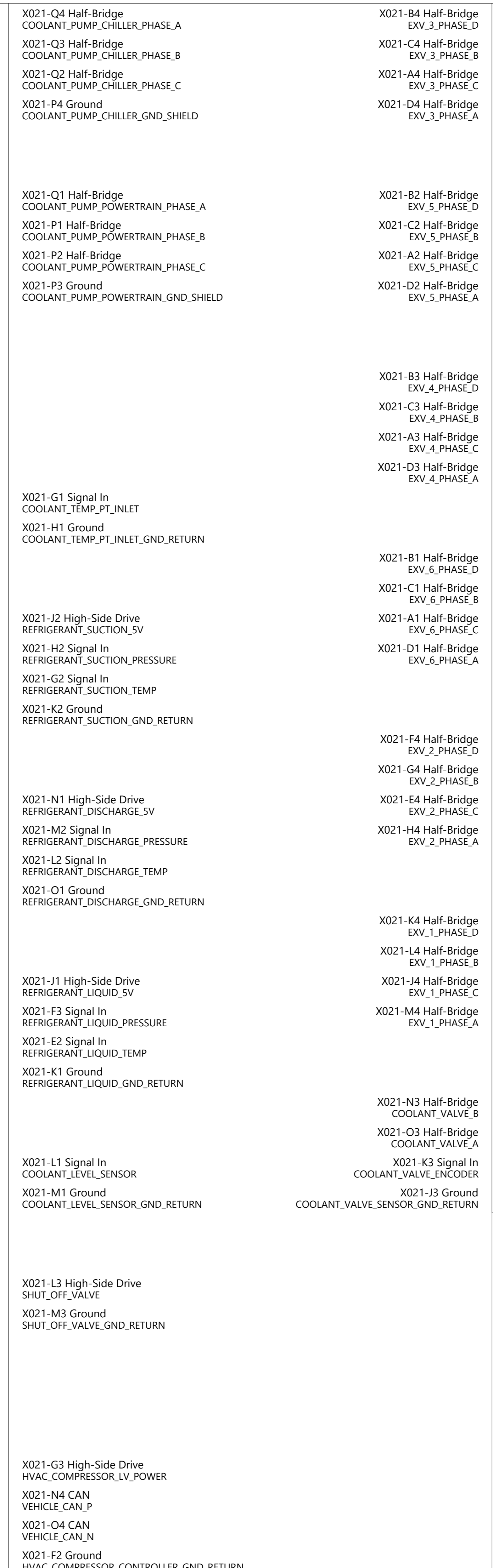
Refrigerant Evap Shut-off Valve  
UHP X516



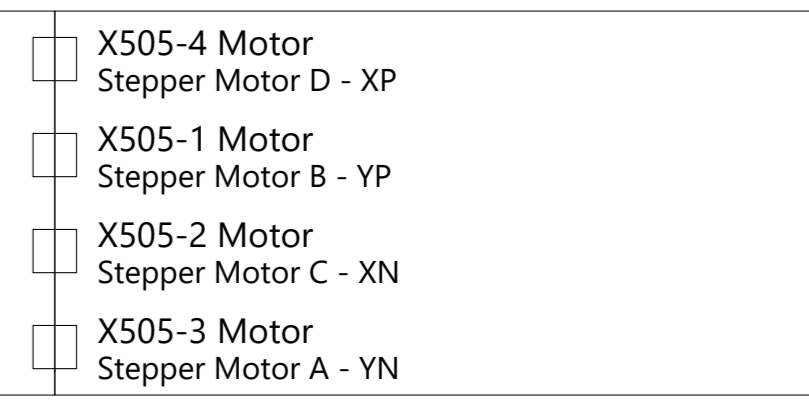
HVAC Compressor  
UHP,W X529 X532



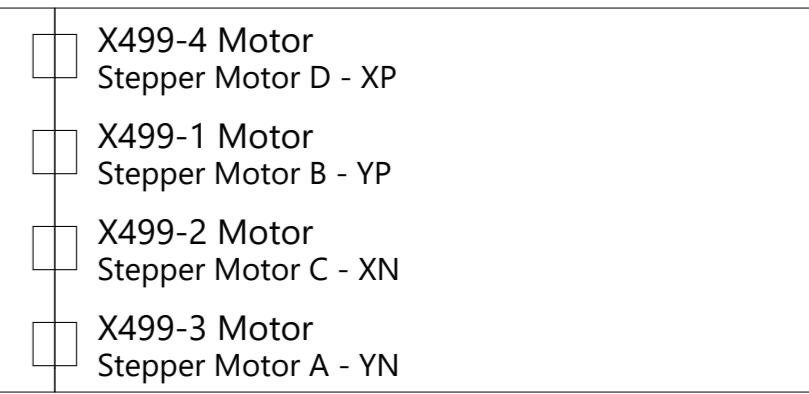
Front Controller  
UHP,W X021 X010 X016 X012 X011 X015 X014



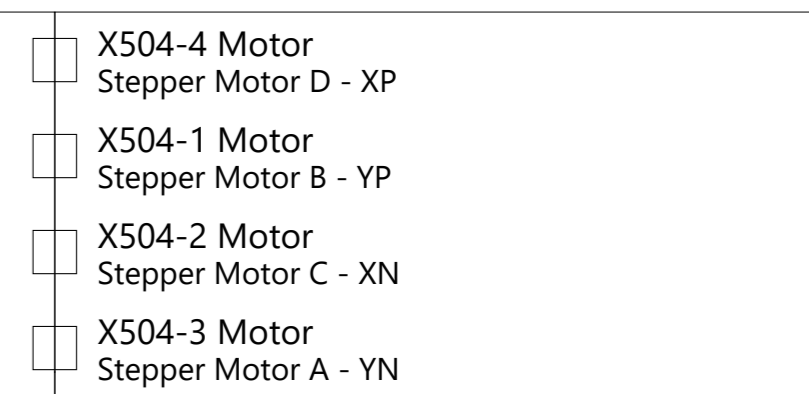
EXV - Recirc  
UHP X505



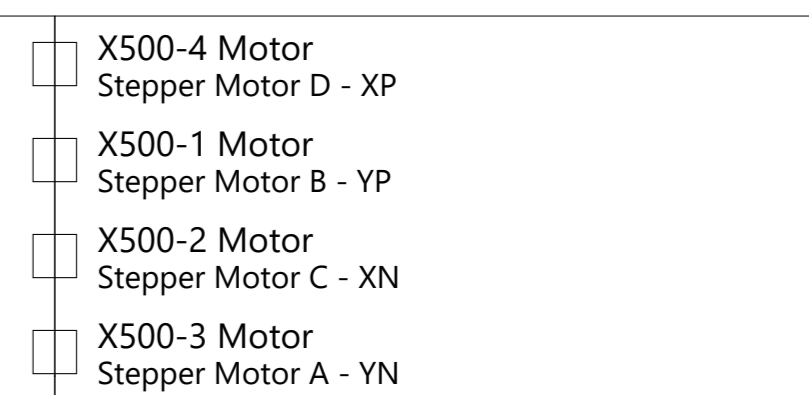
EXV - Cabin Condenser Right  
UHP X499



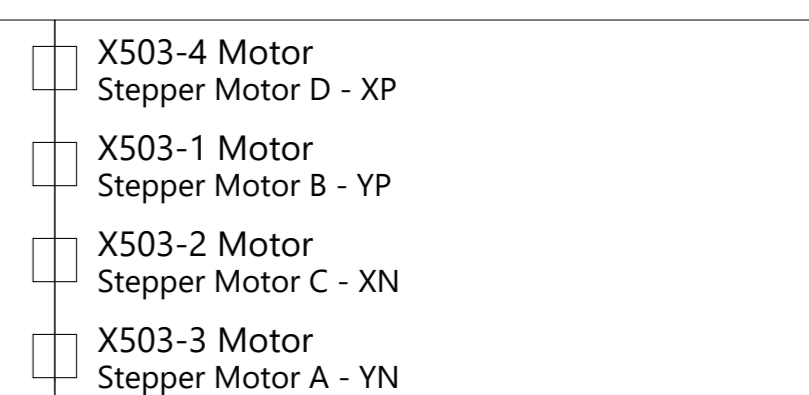
EXV - Liquid Cooled Condenser  
UHP X504



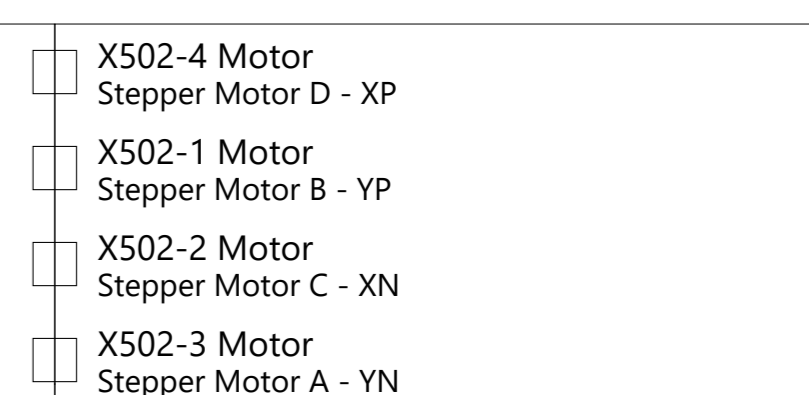
EXV - Cabin Condenser Left  
UHP X500



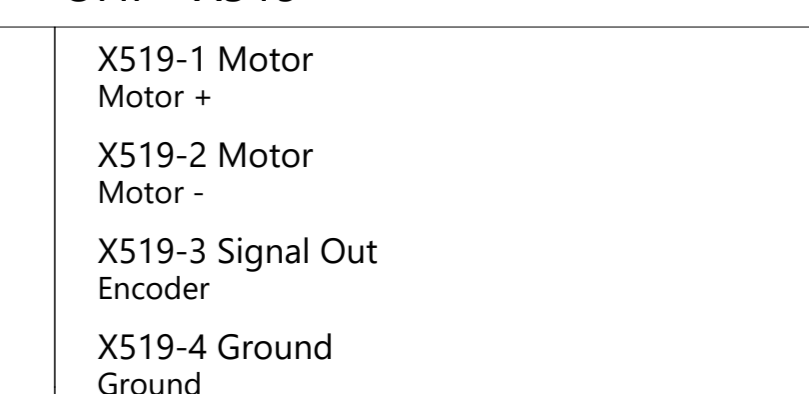
EXV - Evaporator  
UHPX503



EXV - Chiller  
UHP X502

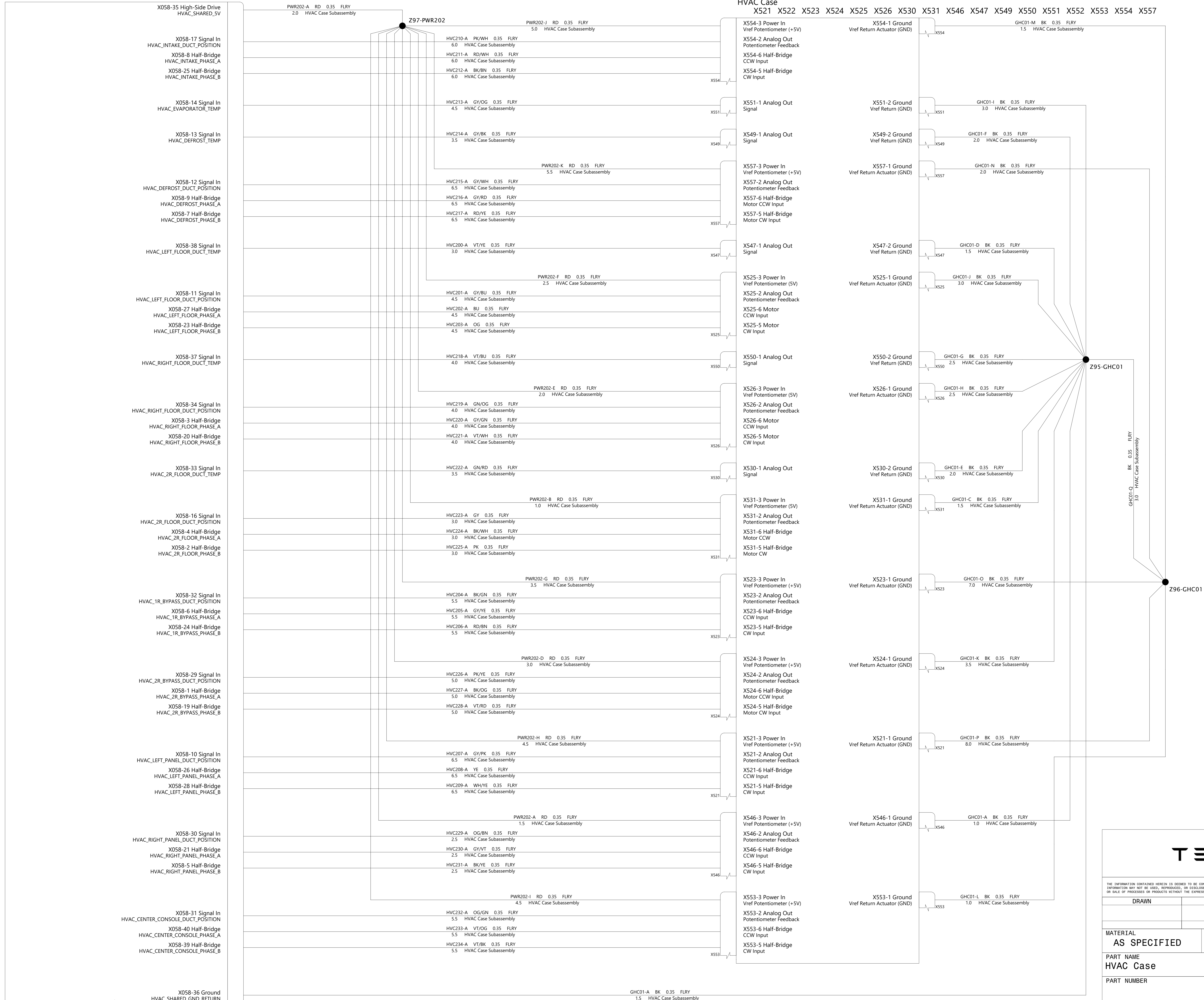


8 Way Coolant Valve  
UHP X519



THE INFORMATION CONTAINED HEREIN IS DEEMED TO BE CONFIDENTIAL, PROPRIETARY, AND A TRADE SECRET OF TESLA MOTORS. THIS INFORMATION MAY NOT BE USED, REPRODUCED, OR DISCLOSED AS THE OBJECT OR INSTRUMENT BASIS FOR THE DEVELOPMENT, MANUFACTURE, OR SALE OF PROCESSES OR PRODUCTS WITHOUT THE EXPRESSED WRITTEN CONSENT OF TESLA MOTORS.

DRAWN	CHECKED	APPROVED
MATERIAL AS SPECIFIED	FINISHING AS SPECIFIED	SCALE NONE
PART NAME HVAC - Thermal Bar		
PART NUMBER	REV	SHEET
	1	44 OF 62
		SIZE A0

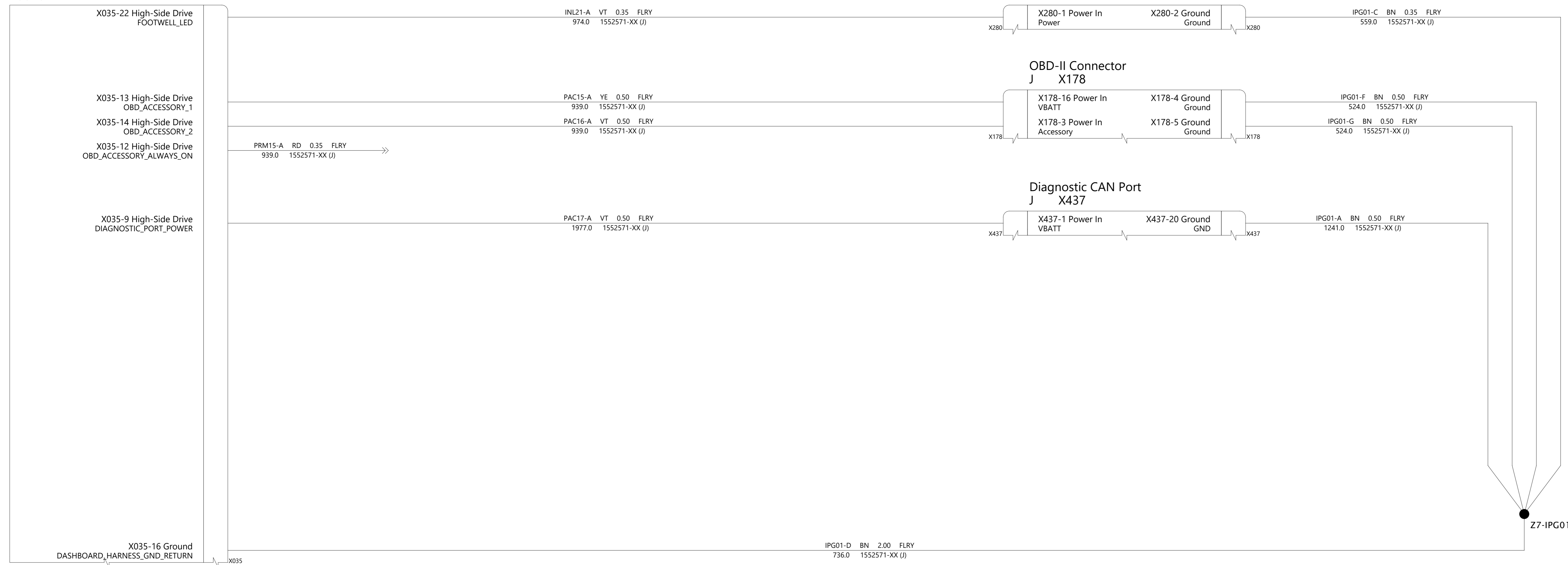


**TESLA**

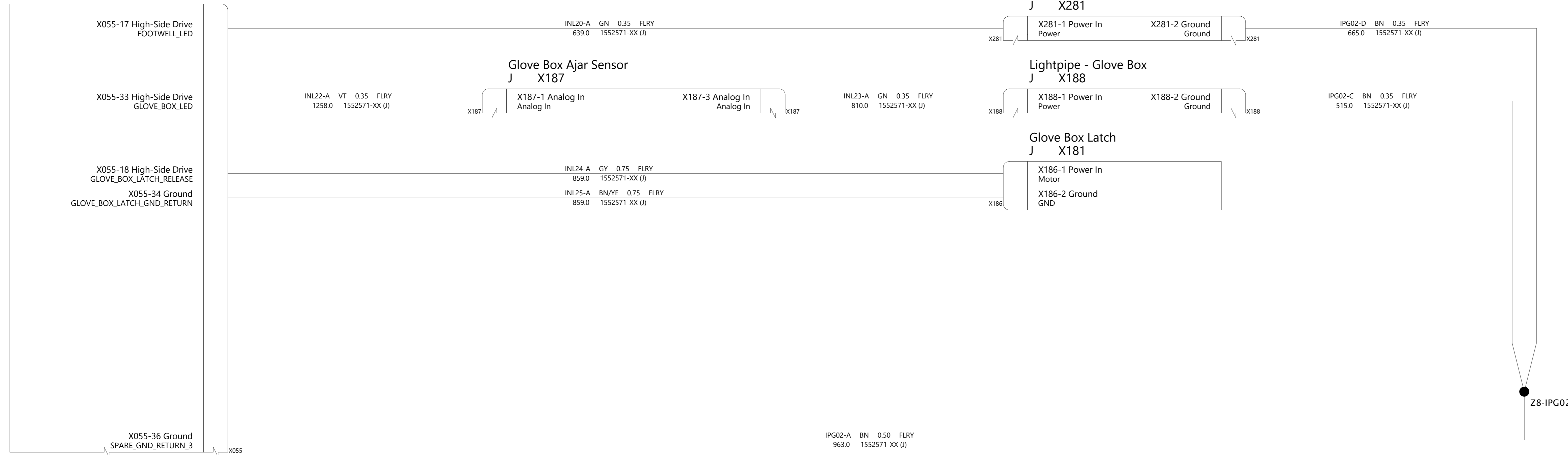
THE INFORMATION CONTAINED HEREIN IS DEEMED TO BE CONFIDENTIAL, PROPRIETARY, AND A TRADE SECRET OF TESLA MOTORS. THIS INFORMATION MAY NOT BE USED, REPRODUCED, OR DISCLOSED AS THE DIRECT OR INDIRECT BASIS FOR THE DEVELOPMENT, MANUFACTURE, OR SALE OF PROCESSES OR PRODUCTS WITHOUT THE EXPRESS WRITTEN CONSENT OF TESLA MOTORS.

DRAWN	CHECKED	APPROVED
MATERIAL AS SPECIFIED	FINISHING AS SPECIFIED	SCALE NONE
PART NAME HVAC Case		
PART NUMBER	REV 1	SHEET 45 of 62
		SIZE A0

Body Controller - Left  
A,J,W,D



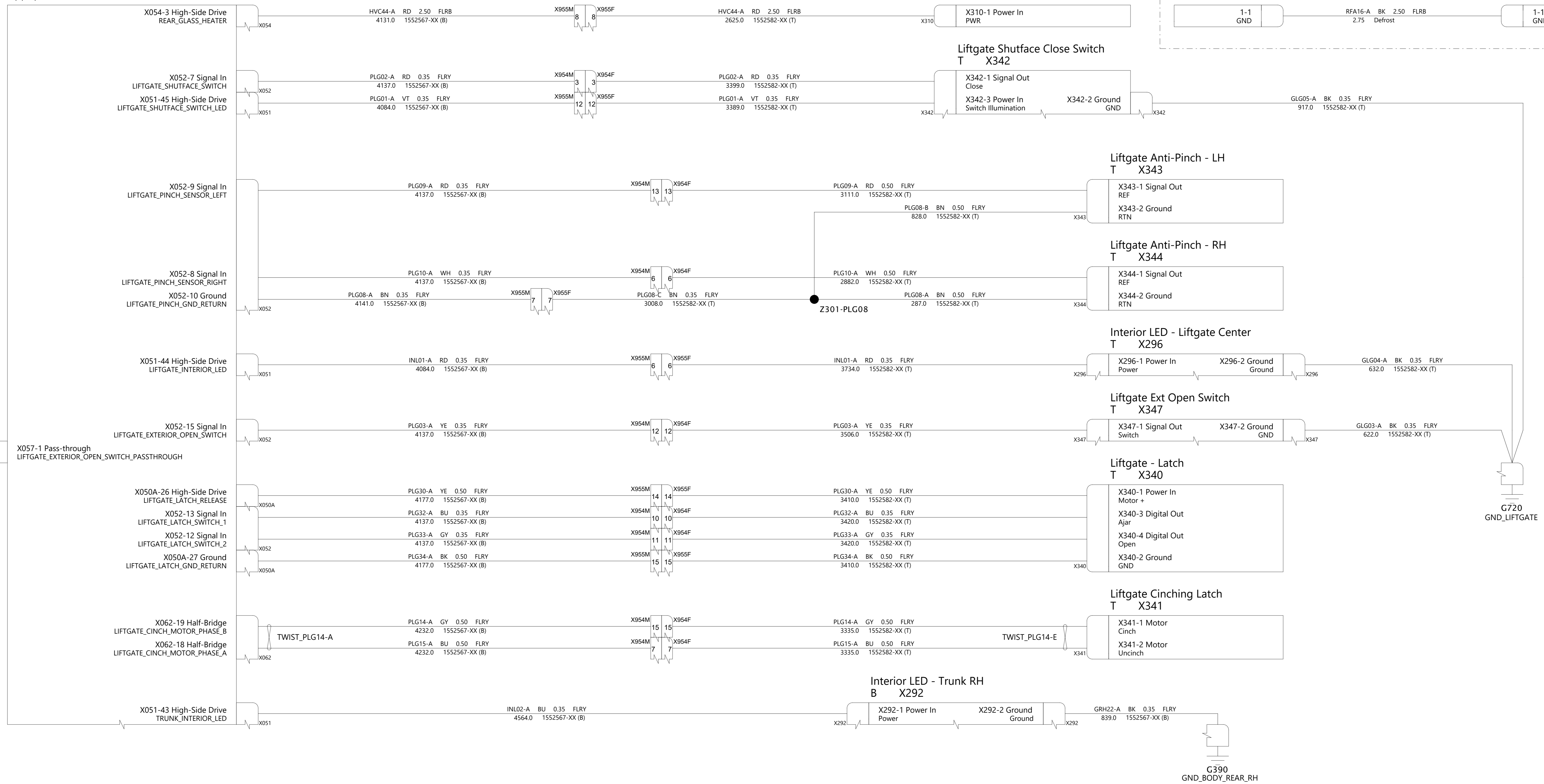
Body Controller - Right  
B,J,W,P



THE INFORMATION CONTAINED HEREIN IS DEEMED TO BE CONFIDENTIAL, PROPRIETARY, AND A TRADE SECRET OF TESLA MOTORS. THIS INFORMATION MAY NOT BE USED, REPRODUCED, OR DISCLOSED AS THE DIRECT OR INDIRECT BASIS FOR THE DEVELOPMENT, MANUFACTURE, OR SALE OF PROCESSES OR PRODUCTS WITHOUT THE EXPRESSED WRITTEN CONSENT OF TESLA MOTORS.

DRAWN	CHECKED	APPROVED
MATERIAL AS SPECIFIED	FINISHING AS SPECIFIED	SCALE NONE
PART NAME Instrument Panel		
PART NUMBER	REV 1	SHEET 46 of 62
		SIZE A0

**Body Controller - Right**  
**B,J,W,P X050A X050B X051 X052 X054 X060A X060B X062 X057 X053A X053B X055 X061 X056 X058 X059**




Defrost Filter GND is bolted to liftgate frame to provide return path for defrost grid

RFA16 is installed at Tesla


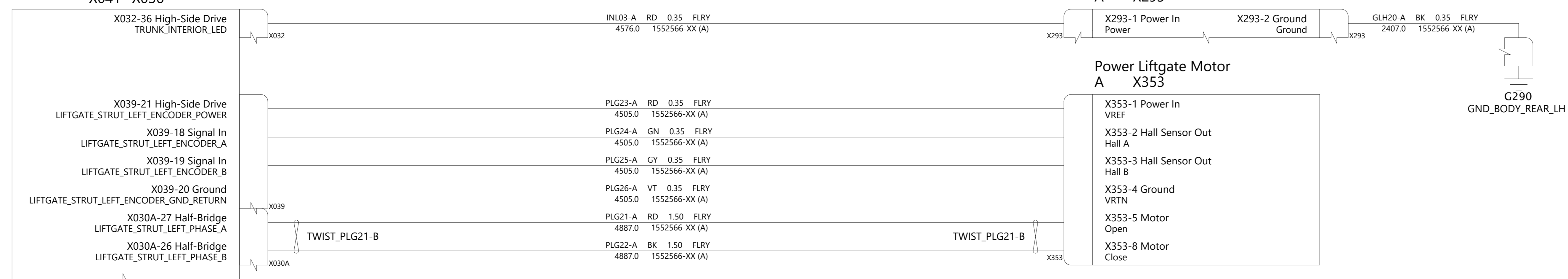
Glass Heater - Rear Defrost Grid

RF Defrost Filter GND

**Battery Controller**  
**W X026 X022 X023 X024 X025**



**Body Controller - Left**  
**A,J,W,D X030A X030B X031 X032 X034 X038A X038B X039 X037 X033A X033B X035 X041 X036**




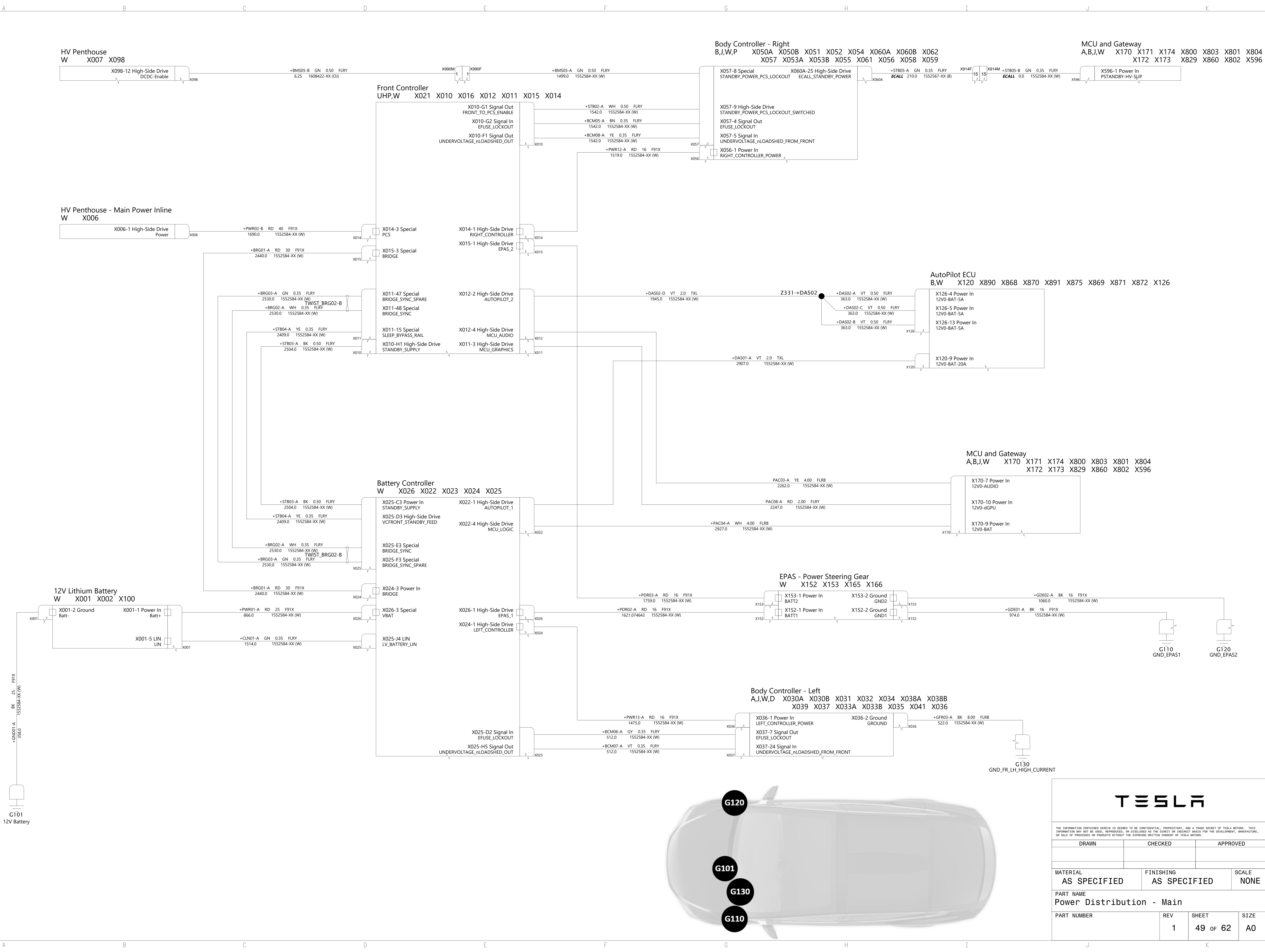
**TESLA**

THE INFORMATION CONTAINED HEREIN IS DEEMED TO BE CONFIDENTIAL, PROPRIETARY, AND A TRADE SECRET OF TESLA MOTORS. THIS INFORMATION MAY NOT BE USED, REPRODUCED, OR DISCLOSED AS THE DIRECT OR INDIRECT BASIS FOR THE DEVELOPMENT, MANUFACTURE, OR SALE OF PROCESSES OR PRODUCTS WITHOUT THE EXPRESSED WRITTEN CONSENT OF TESLA MOTORS.

DRAWN	CHECKED	APPROVED
MATERIAL AS SPECIFIED	FINISHING AS SPECIFIED	SCALE NONE
PART NAME Liftgate Actuators / Sensors		
PART NUMBER	REV	SHEET
	1	47 OF 62
		SIZE A0





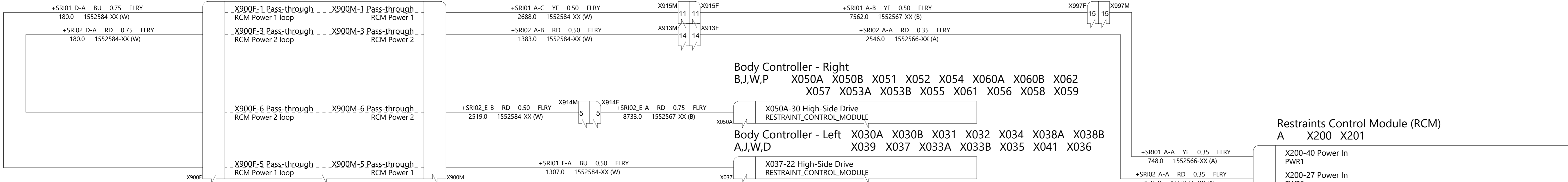


**TESLA**

THE INFORMATION CONTAINED HEREIN IS DEEMED TO BE CONFIDENTIAL, PROPRIETARY, AND A TRADE SECRET OF TESLA MOTORS. THIS INFORMATION MAY NOT BE USED, REPRODUCED, OR DISCLOSED AS THE DIRECT OR INDIRECT BASIS FOR THE DEVELOPMENT, MANUFACTURE, OR SALE OF PROCESSES OR PRODUCTS WITHOUT THE EXPRESSED WRITTEN CONSENT OF TESLA MOTORS.

DRAWN	CHECKED	APPROVED
MATERIAL AS SPECIFIED	FINISHING AS SPECIFIED	SCALE NONE
PART NAME Power Distribution - Main		
PART NUMBER	REV	SHEET
	1	49 OF 62
		SIZE A0

**First Responder Cut Loop**  
W X900M X900F

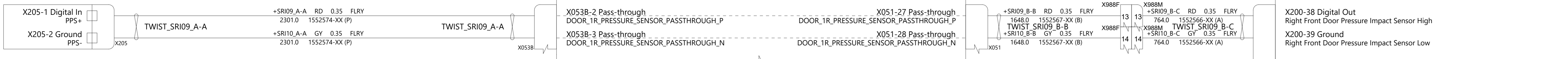


Body Controller - Right  
B,J,W,P X050A X050B X051 X052 X054 X060A X060B X062  
X057 X053A X053B X055 X061 X056 X058 X059

Body Controller - Left  
A,J,W,D X030A X030B X031 X032 X034 X038A X038B  
X039 X037 X033A X033B X035 X041 X036

Restraints Control Module (RCM)  
A X200 X201

Impact Sensor - Door - RF  
P X205

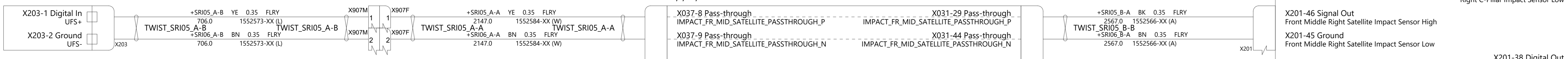


Body Controller - Right  
B,J,W,P X062 X050A X050B X051 X052 X054 X060A  
X060B X057 X053A X053B X055 X061 X056 X058

Impact Sensor - Front Bumper Right (UFSR)  
W X213



Impact Sensor - Front Bumper - Mid Right (UFSMR)  
L X203

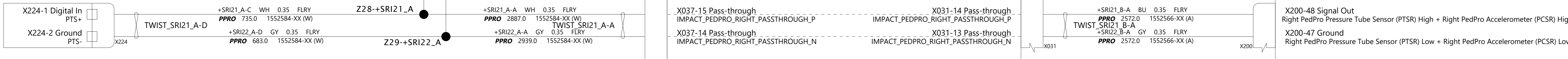


Body Controller - Left  
A,J,W,D X030A X030B X031 X032 X034 X038A X038B X039  
X037 X033A X033B X035 X041 X036

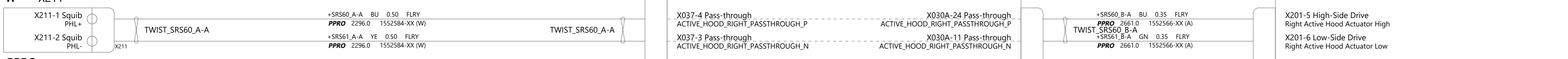
PPRO Impact Sensor - Fascia Mid Right  
F X245



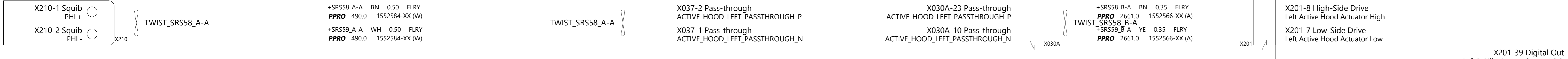
PPRO Pressure Tube Impact Sensor - RF  
W X224



PPRO Hood Lifter Actuator - Right  
W X211



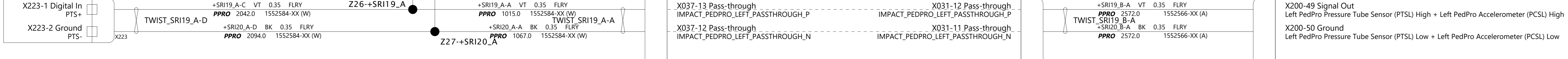
PPRO Hood Lifter Actuator - Left  
W X210



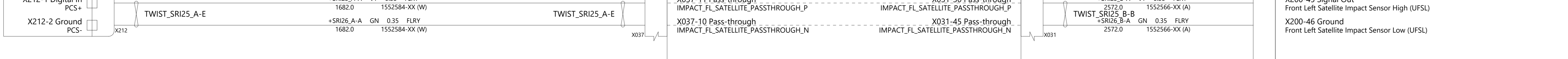
PPRO Impact Sensor - Fascia Mid Left  
F X244



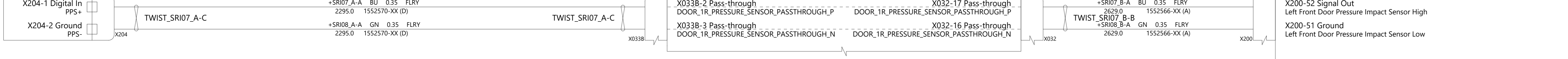
PPRO Pressure Tube Impact Sensor - LF  
W X223



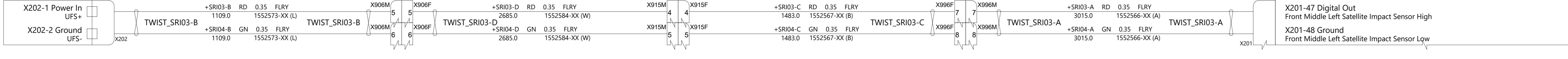
Impact Sensor - Front Bumper Left (UFSL)  
W X212



Impact Sensor - Door - LF  
D X204



Impact Sensor - Front Bumper - Mid Left (UFSML)  
L X202



Restraints Control Module (RCM)  
A X200 X201

X200-40 Power In PWR1  
X200-27 Power In PWR2

X200-38 Digital Out  
Right Front Door Pressure Impact Sensor High  
X200-39 Ground  
Right Front Door Pressure Impact Sensor Low

X200-44 Digital Out  
Front Right Satellite Impact Sensor High (UFSR)  
X200-43 Ground  
Front Right Satellite Impact Sensor Low (UFSR)

X201-51 Digital Out  
Right C-Pillar Impact Sensor High  
X201-52 Ground  
Right C-Pillar Impact Sensor Low

X201-46 Signal Out  
Front Middle Right Satellite Impact Sensor High  
X201-45 Ground  
Front Middle Right Satellite Impact Sensor Low

X201-38 Digital Out  
Right B-Pillar Impact Sensor High  
X201-37 Ground  
Right B-Pillar Impact Sensor Low

X201-56 Signal Out  
ENS1

X200-48 Signal Out  
Right PedPro Pressure Tube Sensor (PTSR) High + Right PedPro Accelerometer (PCSR) High  
X200-47 Ground  
Right PedPro Pressure Tube Sensor (PTSR) Low + Right PedPro Accelerometer (PCSR) Low

X201-4 High-Side Drive  
Right Active Hood Actuator High  
X201-6 Low-Side Drive  
Right Active Hood Actuator Low

X201-8 High-Side Drive  
Left Active Hood Actuator High  
X201-7 Low-Side Drive  
Left Active Hood Actuator Low

X201-39 Digital Out  
Left B-Pillar Impact Sensor High  
X201-40 Ground  
Left B-Pillar Impact Sensor Low

X201-50 Digital Out  
Left C-Pillar Impact Sensor High  
X201-49 Ground  
Left C-Pillar Impact Sensor Low

X200-45 Signal Out  
Front Left Satellite Impact Sensor High (UFSL)  
X200-46 Ground  
Front Left Satellite Impact Sensor Low (UFSL)

X200-52 Signal Out  
Left Front Door Pressure Impact Sensor High  
X200-51 Ground  
Left Front Door Pressure Impact Sensor Low

X202-47 Digital Out  
Front Middle Left Satellite Impact Sensor High  
X202-48 Ground  
Front Middle Left Satellite Impact Sensor Low

MCU and Gateway  
A,B,J,W X170 X171 X174 X800 X803  
X801 X804 X172 X173 X829 X860  
X802 X596

Impact Sensor C-Pillar - Right  
B X209

X209-1 Digital In PCS+  
X209-2 Ground PCS-

Impact Sensor B-Pillar - Right  
B X207

X207-1 Digital In PCS+  
X207-2 Ground PCS-

Impact Sensor B-Pillar - Left  
A X206

X206-1 Digital In PCS+  
X206-2 Ground PCS-

Impact Sensor C-Pillar - Left  
A X208

X208-1 Digital In PCS+  
X208-2 Ground PCS-

HV Penthouse  
W X007 X098

X098-13 Digital In RCM-ENS-IN

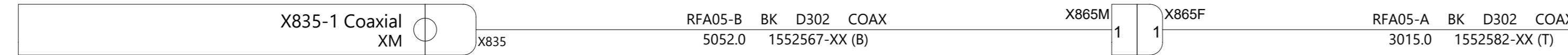


THE INFORMATION CONTAINED HEREIN IS DEEMED TO BE CONFIDENTIAL, PROPRIETARY, AND A TRADE SECRET OF TESLA MOTORS. THIS INFORMATION MAY NOT BE USED, REPRODUCED, OR DISCLOSED AS THE DIRECT OR INDIRECT BASIS FOR THE DEVELOPMENT, MANUFACTURE, OR SALE OF PRODUCTS OR SERVICES WITHOUT THE EXPRESS WRITTEN CONSENT OF TESLA MOTORS.

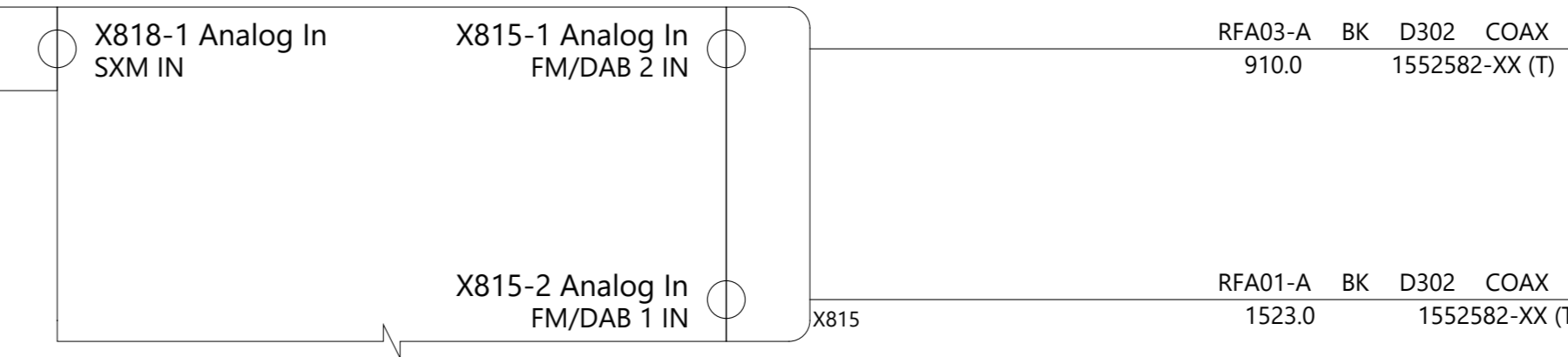
DRAWN	CHECKED	APPROVED
MATERIAL AS SPECIFIED	FINISHING AS SPECIFIED	SCALE NONE
PART NAME Restraints Control 1/2		
PART NUMBER	REV	SHEET
	1	50 OF 62
		SIZE A0



Antenna - XM  
B X835



Radio Tuner  
T X563 X815 X818



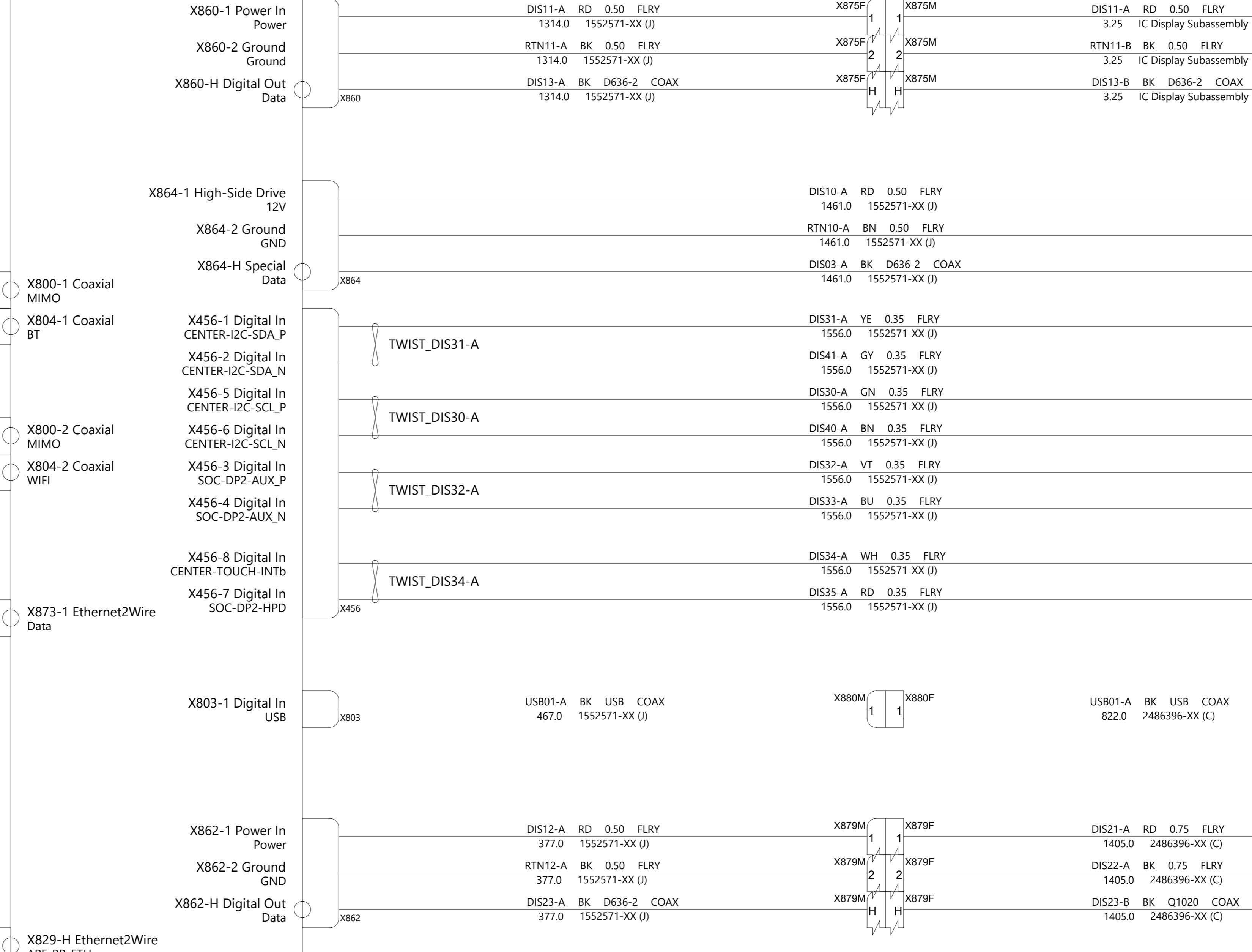
Antenna - FM 2  
T X845



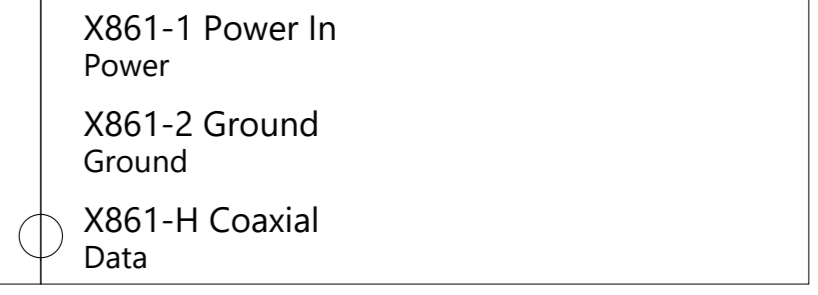
Antenna - FM  
T X843



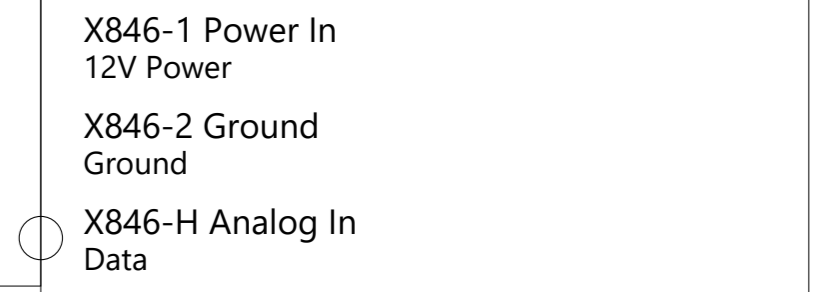
MCU and Gateway  
A,B,J,W X170 X171 X174 X800 X803 X801 X804 X172 X173 X829 X860 X802 X596



Instrument Cluster Display  
J X861



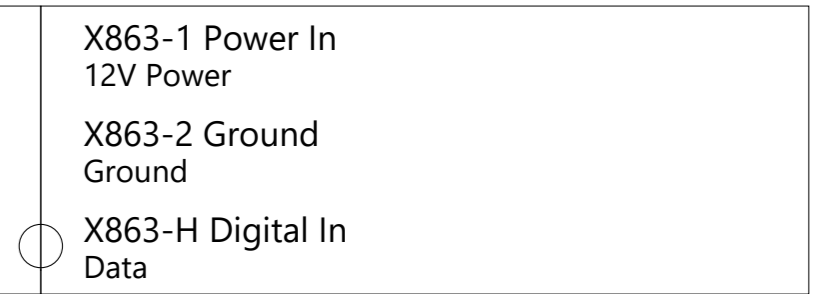
Center Display (-D)  
J X846 X176



USB Port - Front  
C X1131 X881



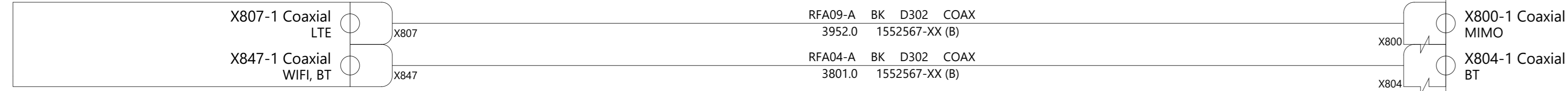
Rear Display  
C X863



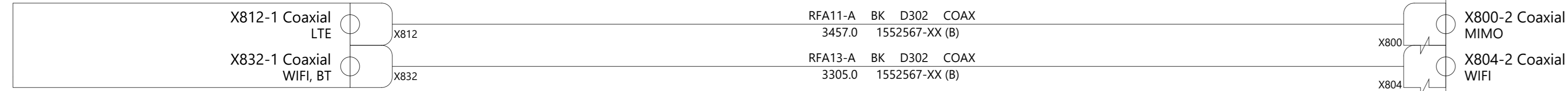
Antenna - GPS  
V X834



Antenna - LTE & WIFI - Header LF  
B X807 X847




Antenna - LTE & WIFI - Header RF  
B X812 X832



Ethernet Diagnostic  
J X874



AutoPilot ECU  
B,W X120 X890 X868 X870 X891 X875 X869 X871 X872 X126



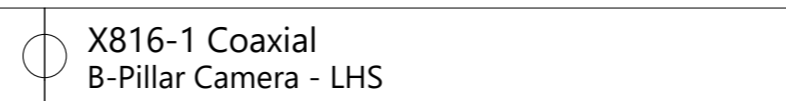
Camera - Backup  
T X867



Camera - B-Pillar - RH  
B X817



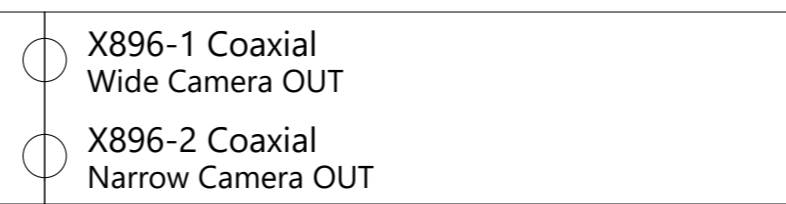
Camera - B-Pillar - LH  
A X816



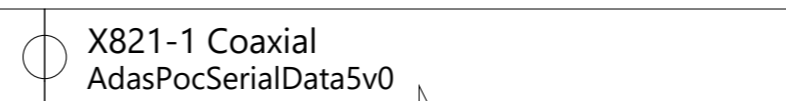
Camera - Triple - Main  
V X898



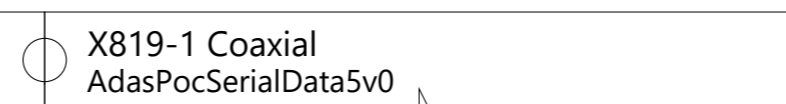
Camera - Triple - Wide / Narrow  
V X868



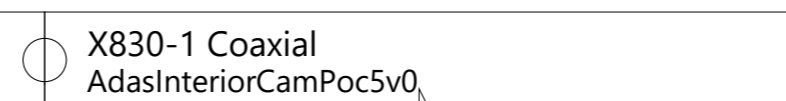
Side Repeater LED + Camera - RH  
W X269 X821



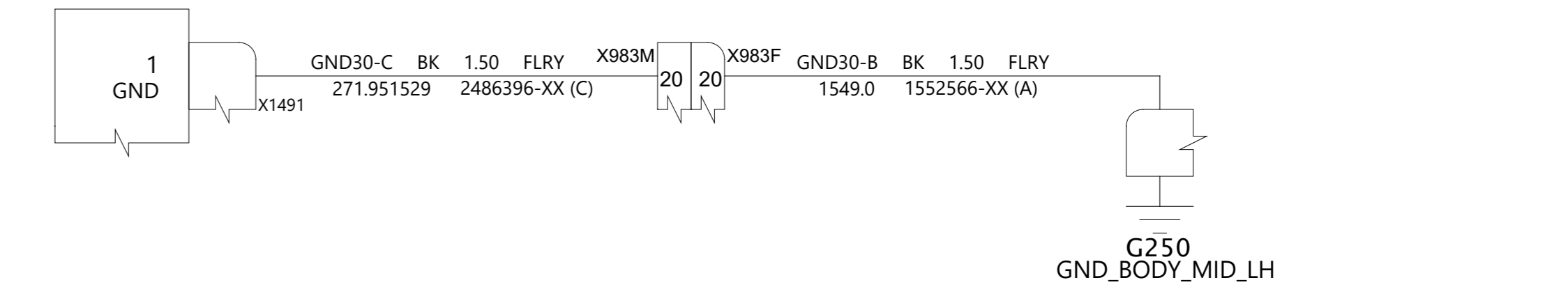
Side Repeater LED + Camera - LH  
W X268 X819



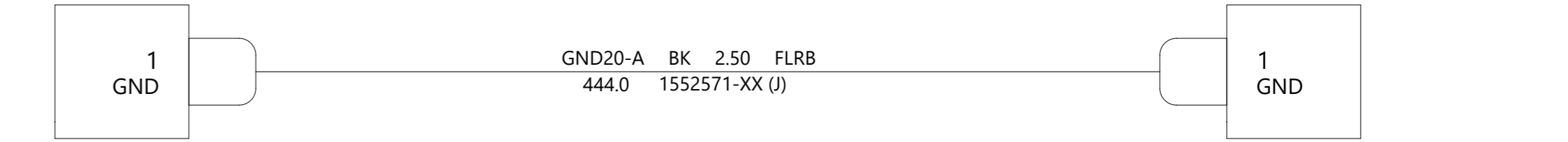
Interior LED + Camera  
V X282 X830




Ground to Rear Display  
C X1491



Ground on ICU Display  
J G021



Ground on Cross Car Beam  
J G020

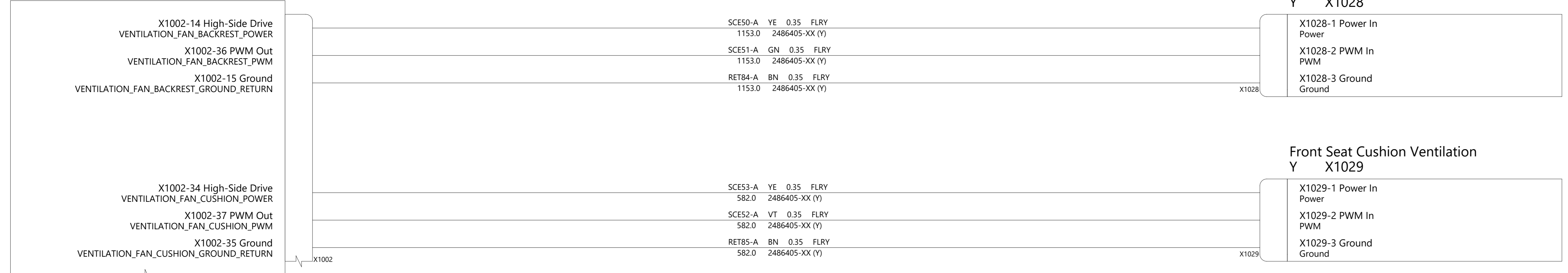


TESLA


THE INFORMATION CONTAINED HEREIN IS DEEMED TO BE CONFIDENTIAL, PROPRIETARY, AND A TRADE SECRET OF TESLA MOTORS. THIS INFORMATION MAY NOT BE USED, REPRODUCED, OR DISCLOSED AS THE DIRECT OR INDIRECT BASIS FOR THE DEVELOPMENT, MANUFACTURE, OR SALE OF PROCESSES OR PRODUCTS WITHOUT THE EXPRESSED WRITTEN CONSENT OF TESLA MOTORS.

DRAWN	CHECKED	APPROVED
MATERIAL AS SPECIFIED	FINISHING AS SPECIFIED	SCALE NONE
PART NAME RF / Special Cables		
PART NUMBER	REV	SHEET
	1	52 of 62
		SIZE A0


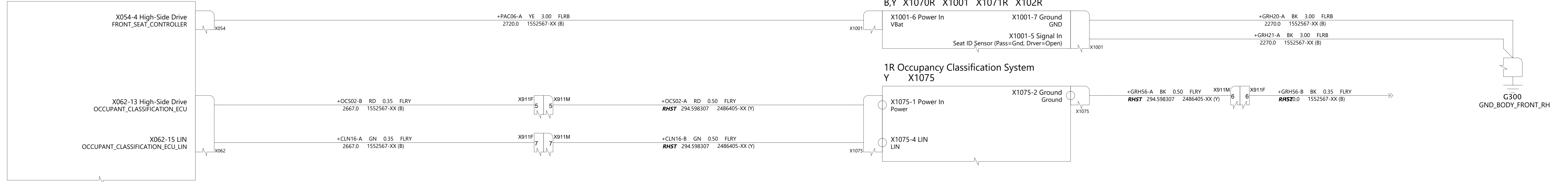
Seat Controller (Seat Facing)  
Y X1070 X055/X056 X1071 X1002



Body Controller - Left  
A,J,W,D X030A X030B X031 X032 X034 X038A X038B X039 X037 X033A X033B X035 X041 X036



Body Controller - Right  
B,J,W,P X050A X050B X051 X052 X054 X060A X060B X062 X057 X053A X053B X055 X061 X056 X058 X059




TESLA


THE INFORMATION CONTAINED HEREIN IS DEEMED TO BE CONFIDENTIAL, PROPRIETARY, AND A TRADE SECRET OF TESLA MOTORS. THIS INFORMATION MAY NOT BE USED, REPRODUCED, OR DISCLOSED AS THE DIRECT OR INDIRECT BASIS FOR THE DEVELOPMENT, MANUFACTURE, OR SALE OF PROCESSES OR PRODUCTS WITHOUT THE EXPRESSED WRITTEN CONSENT OF TESLA MOTORS.

DRAWN	CHECKED	APPROVED
MATERIAL AS SPECIFIED	FINISHING AS SPECIFIED	SCALE NONE
PART NAME Seats - 1st Row - Body Controller		
PART NUMBER	REV	SHEET
	1	53 of 62
		SIZE A0


1R Seat Track Position Sensor  
Y X1024




**LHST**  
Airbag - Side - Front Seat - Left  
Y X215




**RHST**  
Airbag - Side - Front Seat - Right  
Y X216



**RHST**  
Airbag - Far Side FR  
Y X227




**LHST**  
Airbag - Far Side FL  
Y X226




Mating circuits on the body harness  
only present for driver side


Occupancy Sensor Front  
Y X1022




**LHST**  
Seatbelt Buckle Switch FL  
Y X1010




**RHST**  
Seatbelt Buckle Switch FR  
Y X1040



1R Seat Backrest Heater  
Pigtail X1016

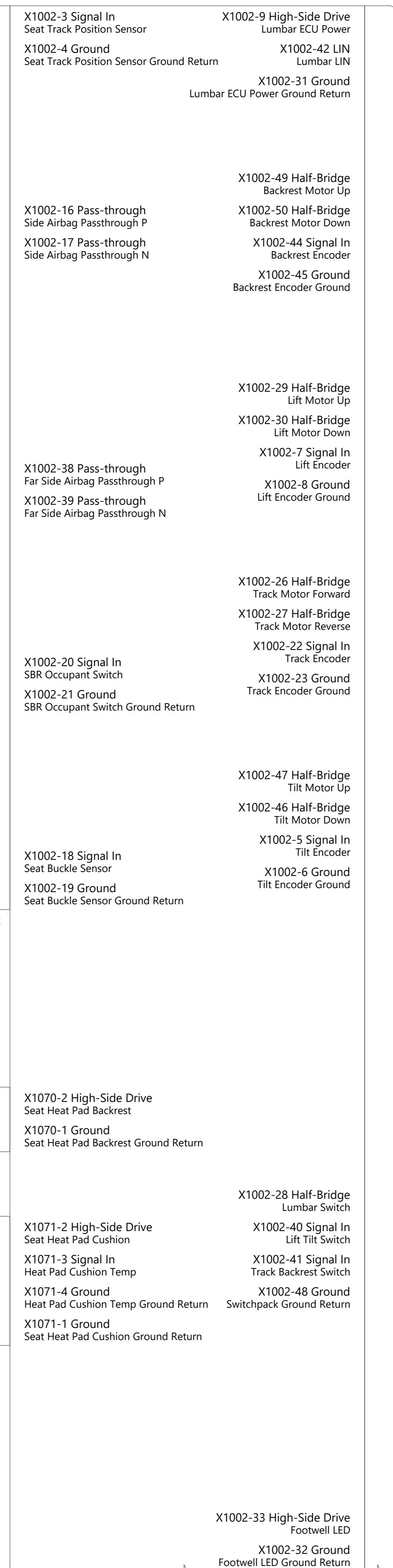


1R Seat Cushion Heater  
Pigtail X1017

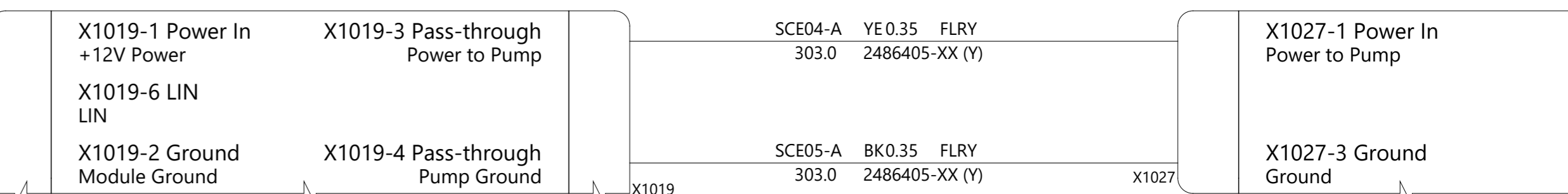


PIGTAILS DIRECTLY CONNECTED TO ECU

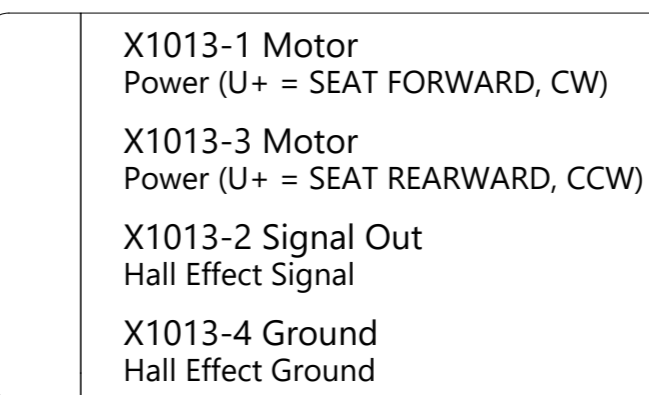
Seat Controller (Seat Facing)  
Y X1070 X055/X056 X1071 X1002



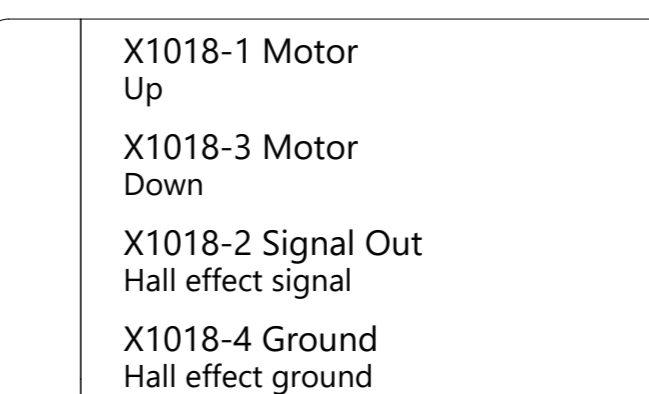
Front Seat Lumbar  
Y X1019 X1027



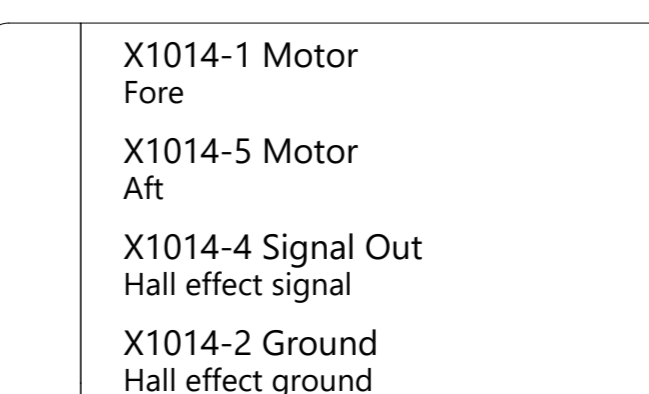
1R Seat Backrest Recline Motor  
Y X1013



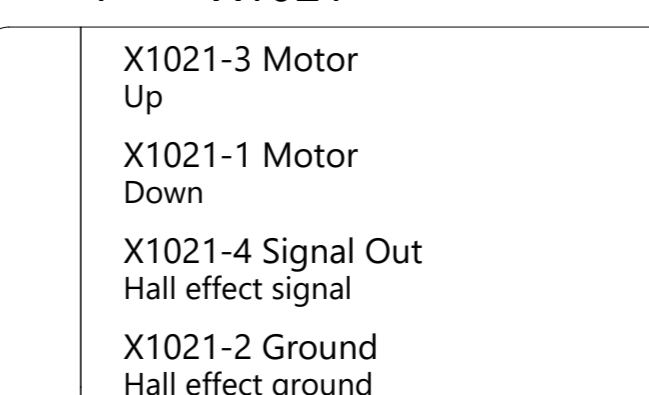
1R Seat Lift Motor  
Y X1018



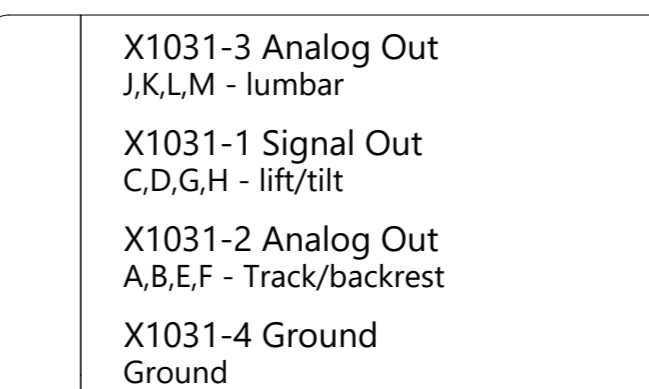
1R Seat Track Motor  
Y X1014



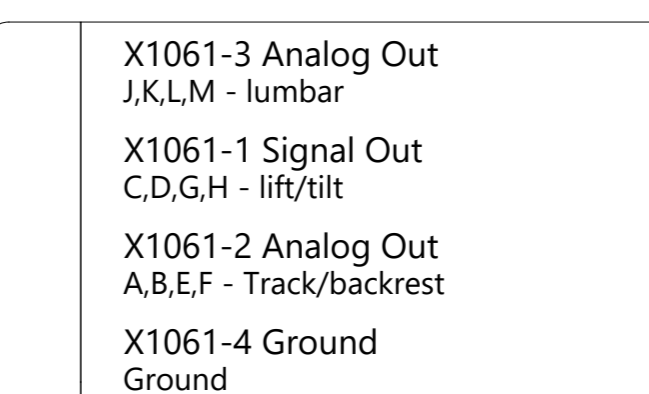
1R Seat Tilt Motor  
Y X1021



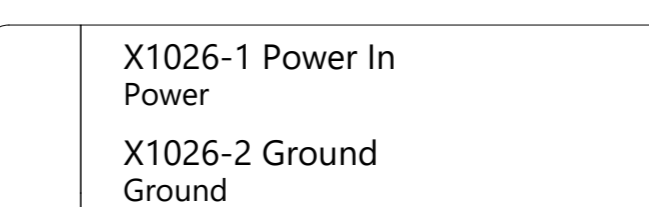
1R Seat Switchpack Left  
YR X1031



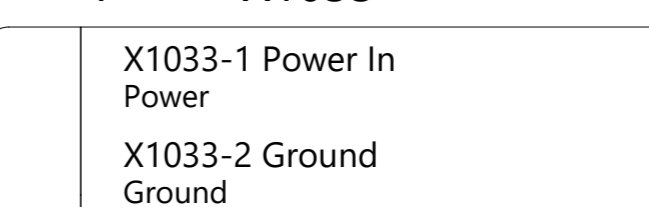
1R Seat Switchpack Right  
YL X1061



Footwell LED Rear Left  
Y X1026



Footwell LED Rear Right  
Y X1033

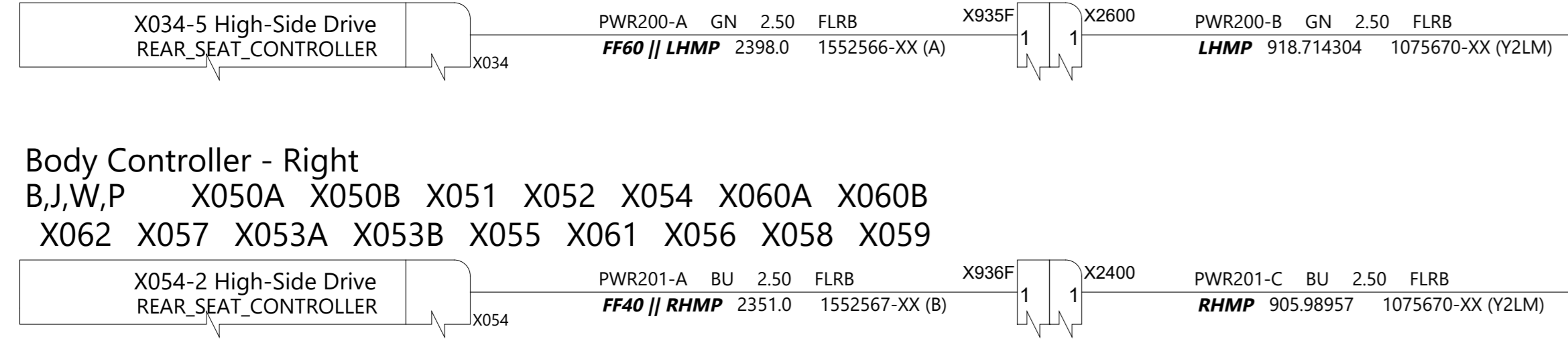


THE INFORMATION CONTAINED HEREIN IS DEEMED TO BE CONFIDENTIAL, PROPRIETARY, AND A TRADE SECRET OF TESLA MOTORS. THIS INFORMATION MAY NOT BE USED, REPRODUCED, OR DISCLOSED AS THE DIRECT OR INDIRECT BASIS FOR THE DEVELOPMENT, MANUFACTURE, OR SALE OF PROCESSES OR PRODUCTS WITHOUT THE EXPRESSED WRITTEN CONSENT OF TESLA MOTORS.

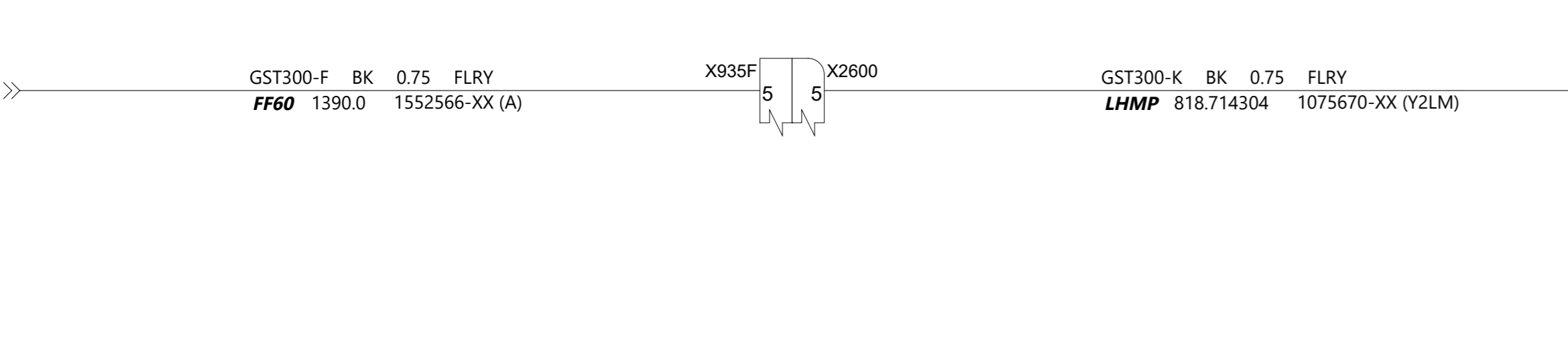
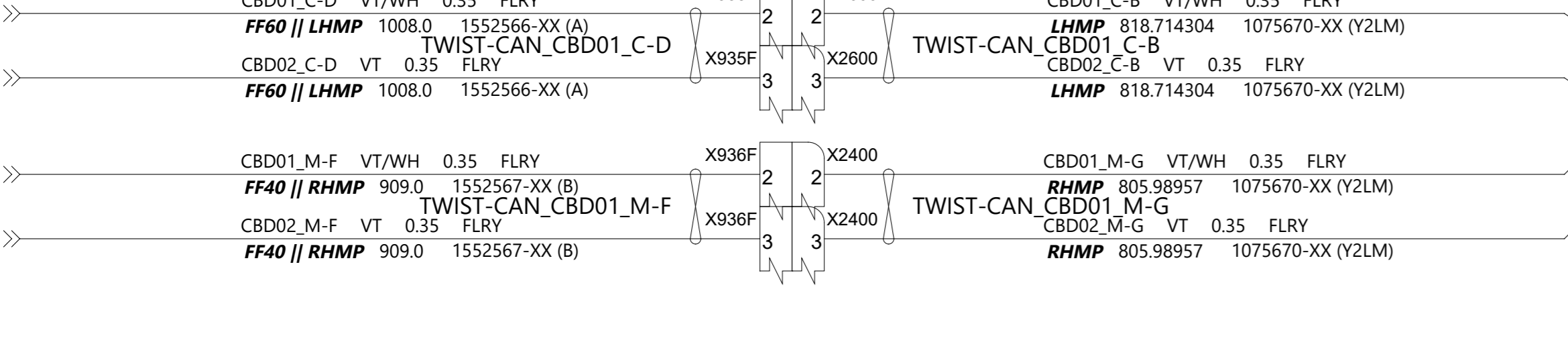
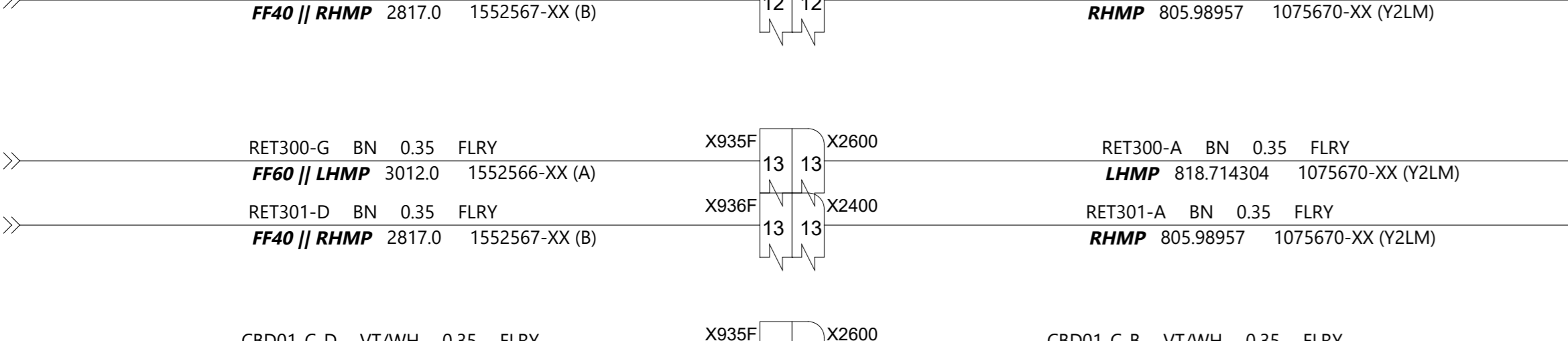
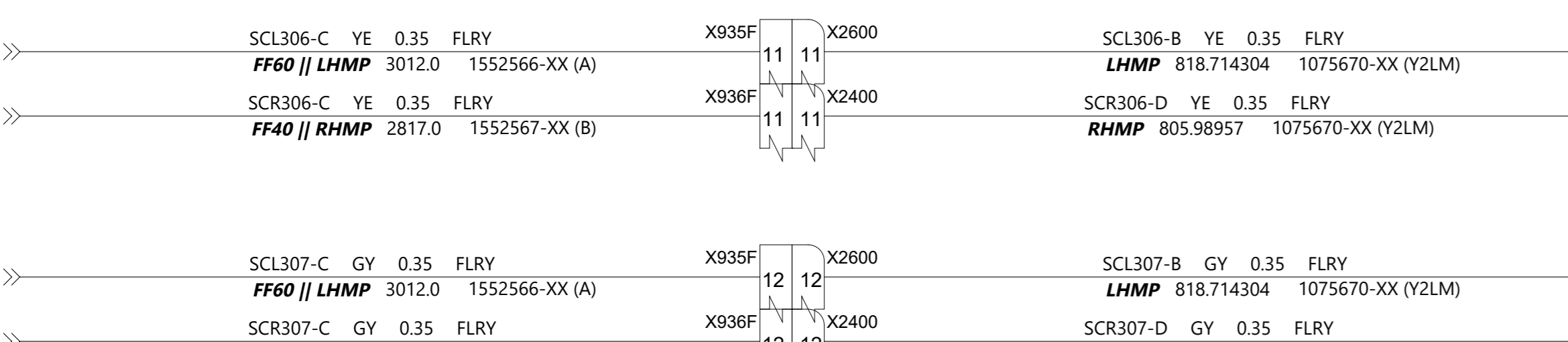
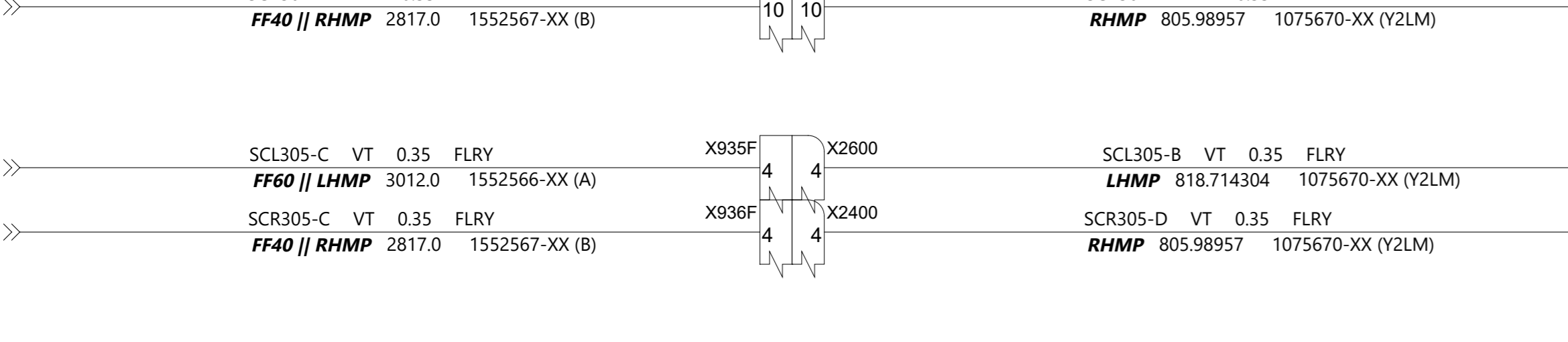
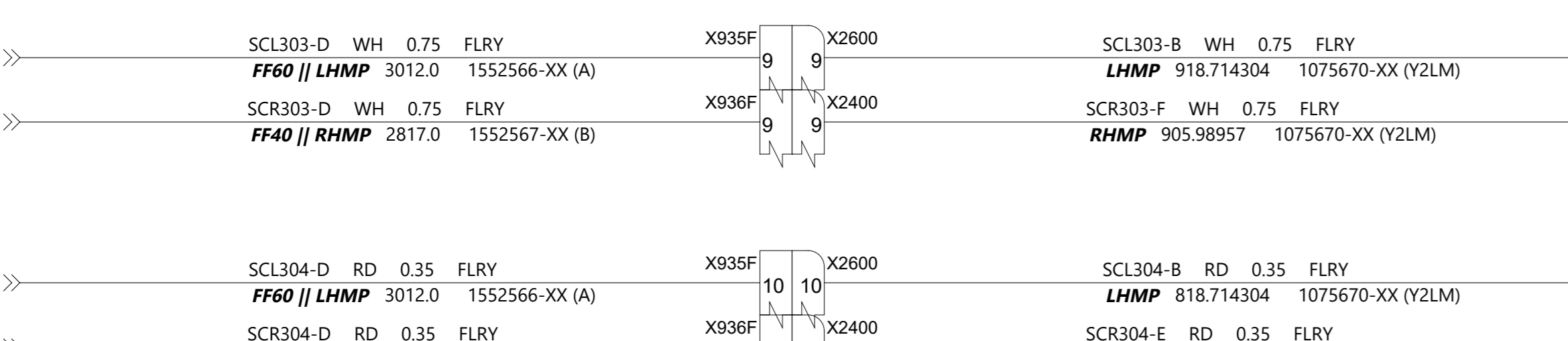
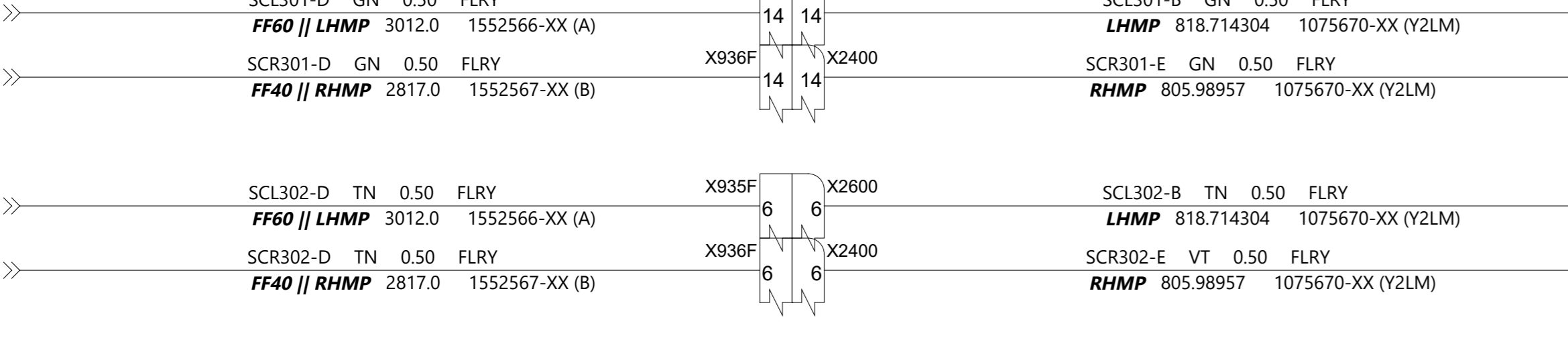
DRAWN	CHECKED	APPROVED
MATERIAL AS SPECIFIED	FINISHING AS SPECIFIED	SCALE NONE
PART NAME Seats - 1st Row - Seat Controller		
PART NUMBER	REV	SHEET
	1	54 OF 62
		SIZE A0



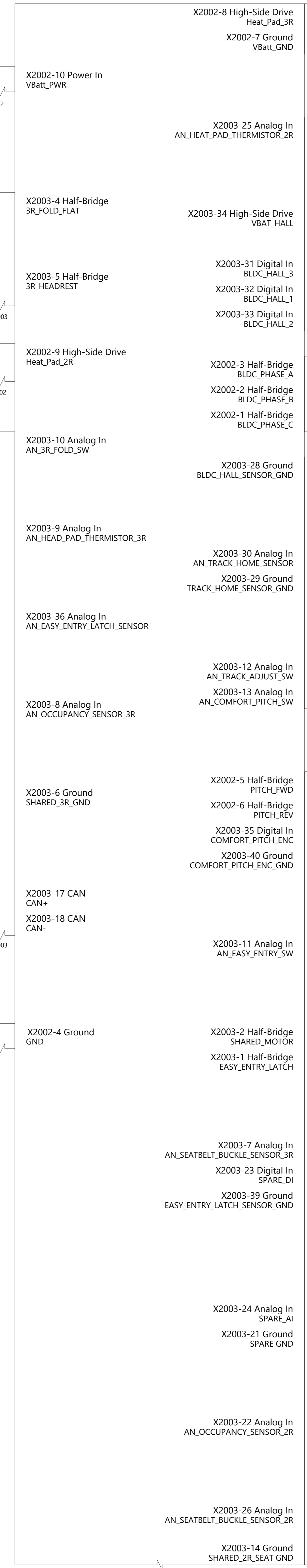
**Body Controller - Left**  
A,J,W,D X030A X030B X031 X032 X034 X038A X038B  
X039 X037 X033A X033B X035 X041 X036



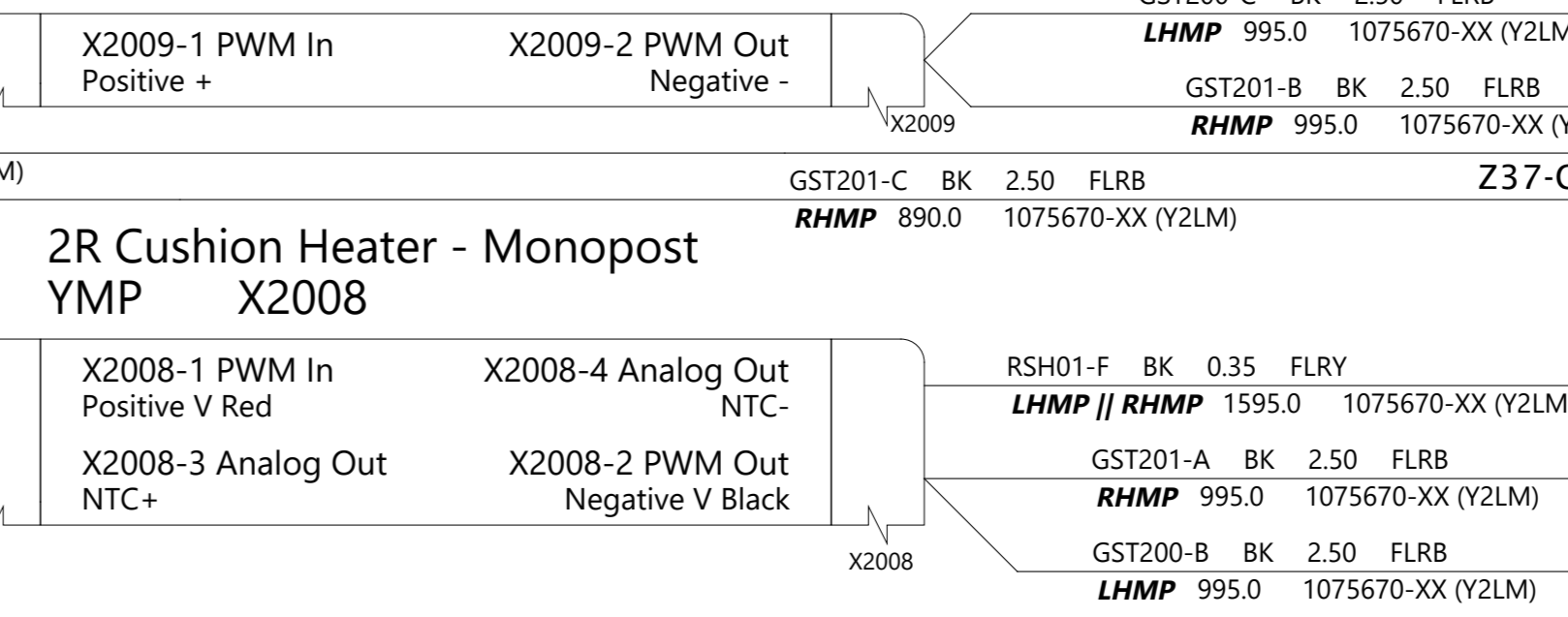
**Body Controller - Right**  
B,J,W,P X050A X050B X051 X052 X054 X060A X060B  
X062 X057 X053A X053B X055 X061 X056 X058 X059




**2R Seat Controller - Monopost**  
YMP X2002 X2003



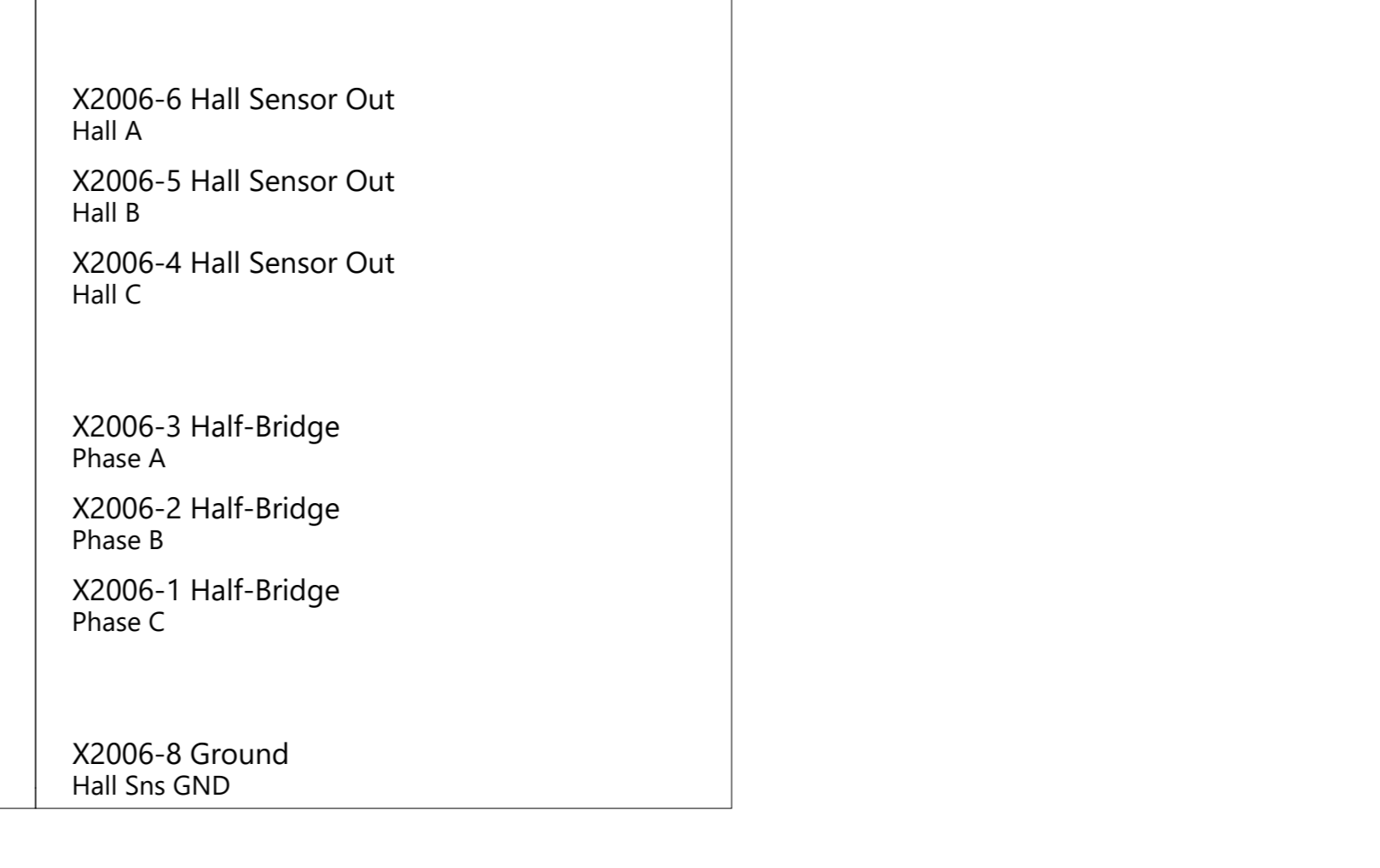
**2R Backrest Heater - Monopost**  
YMP X2009



**2R Cushion Heater - Monopost**  
YMP X2008



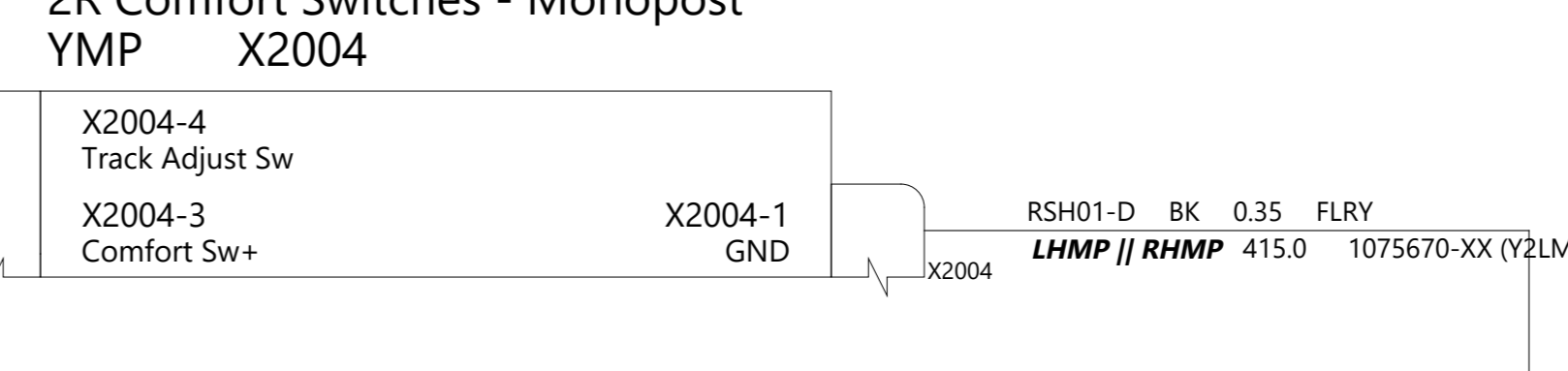
**2R Seat Track Motor - Monopost**  
YMP X2006



**2R Track Position Sensor - Monopost**  
YMP X2005



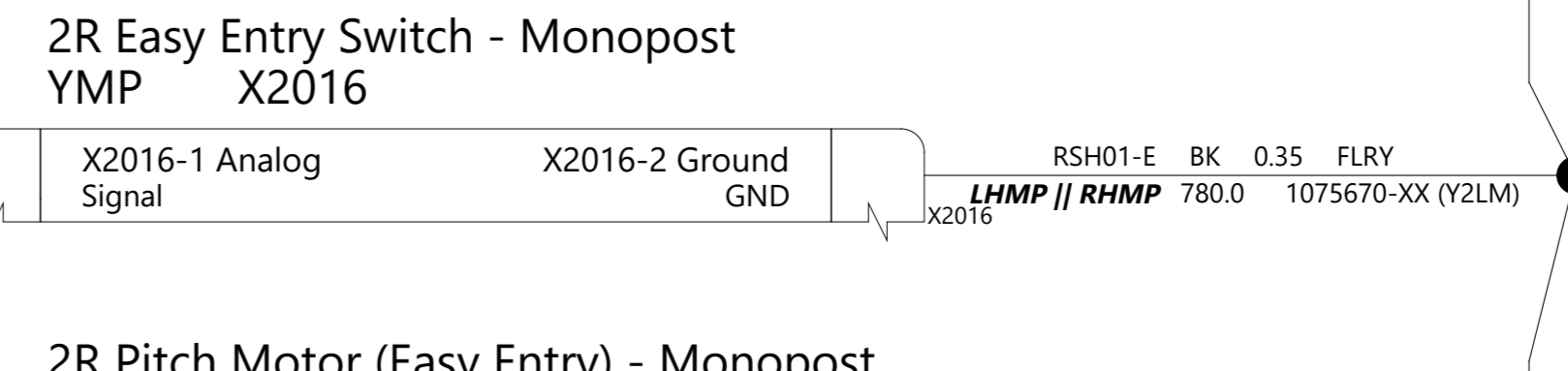
**2R Comfort Switches - Monopost**  
YMP X2004




**2R Pitch Motor (Comfort) - Monopost**  
YMP X2007




**2R Easy Entry Switch - Monopost**  
YMP X2016



**2R Pitch Motor (Easy Entry) - Monopost**  
YMP X2015



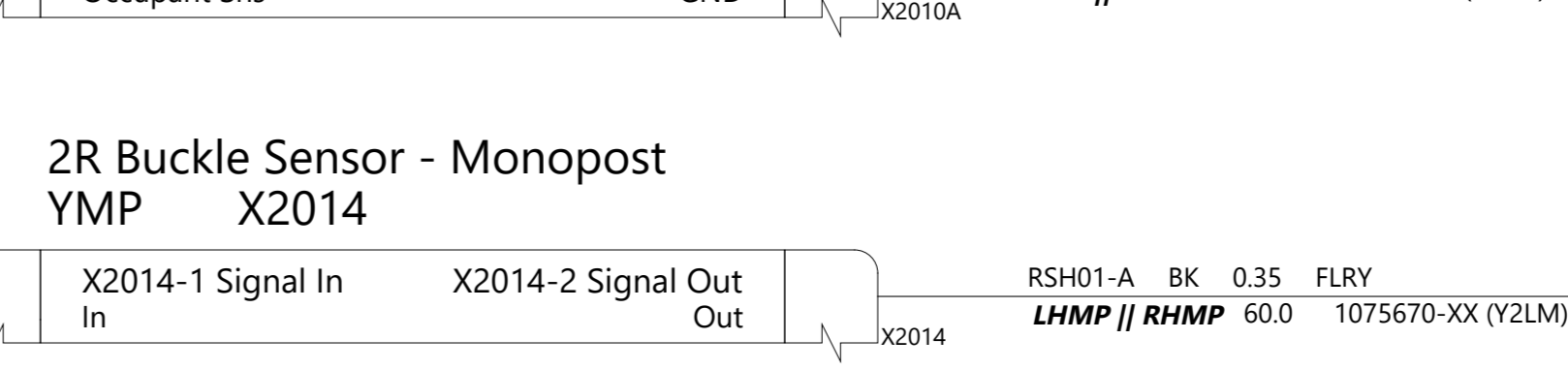
**2R Pitch Sensor - Monopost**  
YMP X2011



**2R Pitch Hall Sensor - Monopost**  
YMP X2017



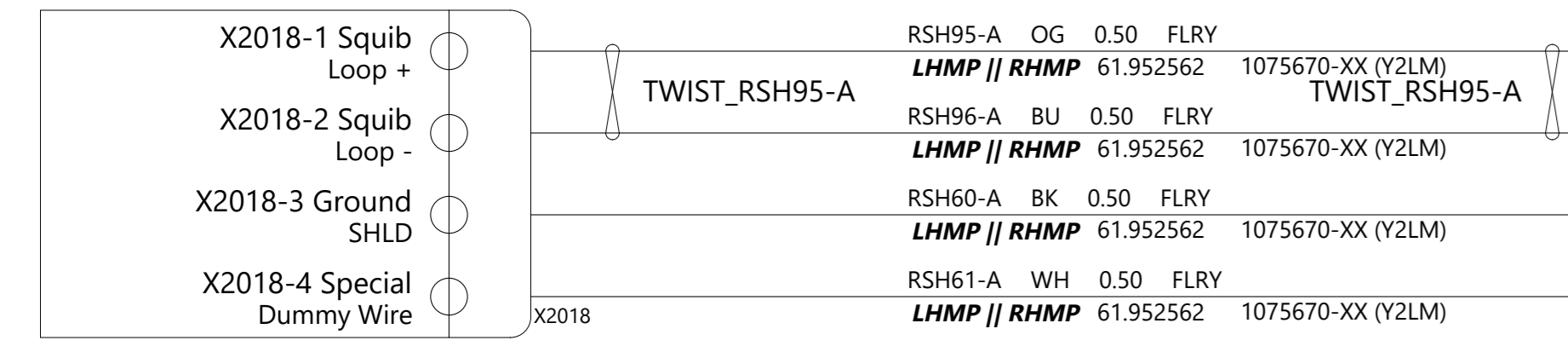
**2R Occupancy Sensor - Monopost**  
YMP X2010A



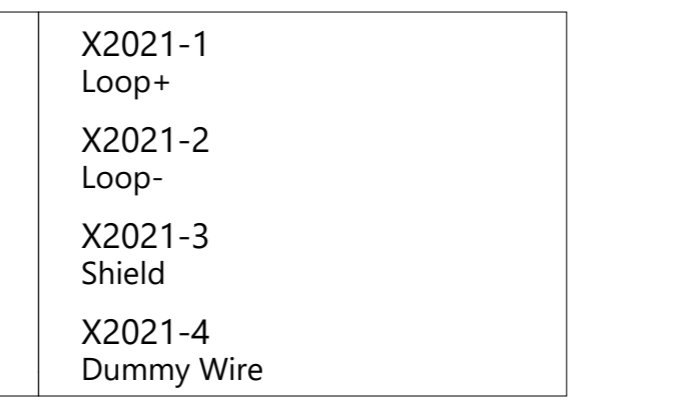
**2R Buckle Sensor - Monopost**  
YMP X2014



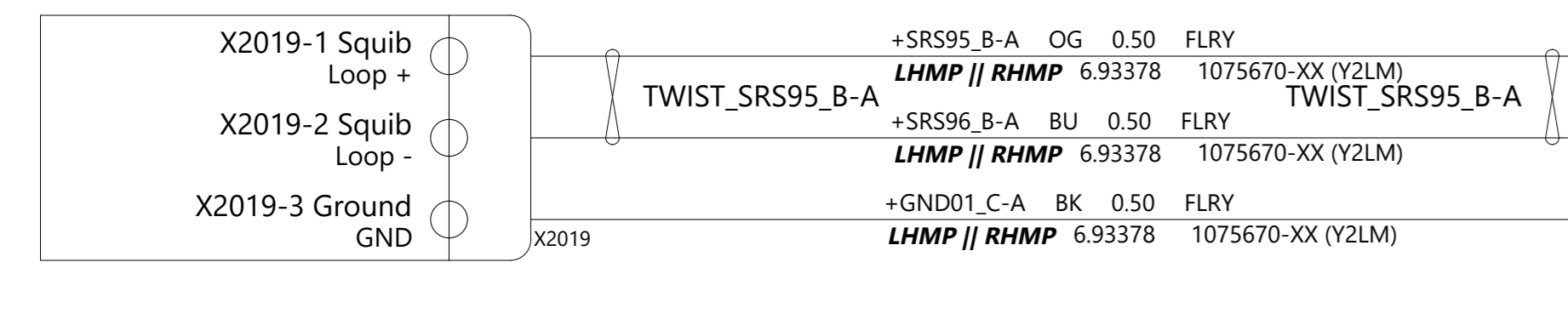
**2R Seat Airbag - Monopost**  
YMP X2018




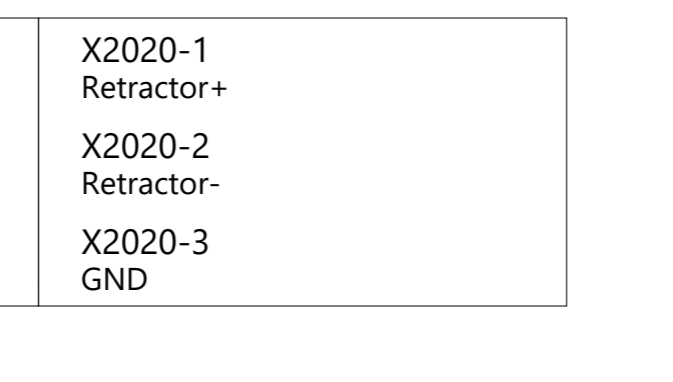
**Monopost Seat Airbag**  
YMP X2021



**2R Seat Retractor - Monopost**  
YMP X2019



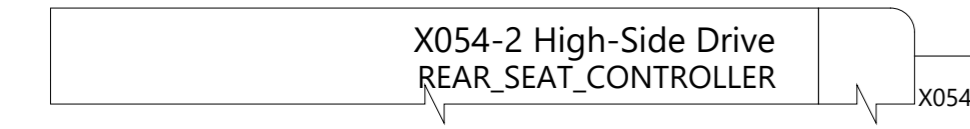
**Monopost Seat Retractor**  
YMP X2020



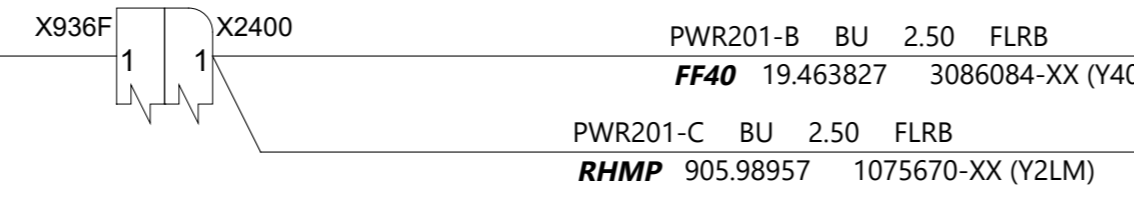
<b>TESLA</b>			
THE INFORMATION CONTAINED HEREIN IS DEEMED TO BE CONFIDENTIAL, PROPRIETARY, AND A TRADE SECRET OF TESLA MOTORS. THIS INFORMATION MAY NOT BE USED, REPRODUCED, OR DISCLOSED AS THE DIRECT OR INDIRECT BASIS FOR THE DEVELOPMENT, MANUFACTURE, OR SALE OF PROCESSES OR PRODUCTS WITHOUT THE EXPRESS WRITTEN CONSENT OF TESLA MOTORS.			
DRAWN	CHECKED	APPROVED	
MATERIAL AS SPECIFIED	FINISHING AS SPECIFIED	SCALE NONE	
PART NAME <b>Seats - 2nd Row - Monopost</b>			
PART NUMBER	REV	SHEET	SIZE
	1	56 OF 62	A0



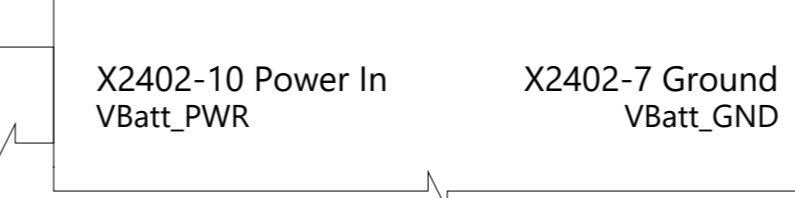
Body Controller - Right  
 B,J,W,P X050A X050B X051 X052 X054 X060A X060B X062 X057 X053A X053B X055 X061 X056 X058



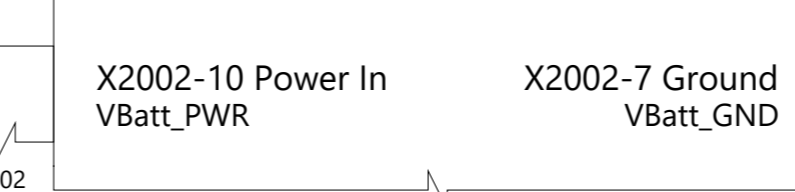
PWR201-A BU 2.50 FLRB  
**FF40 // RHMP** 2351.0 1552567-XX (B)



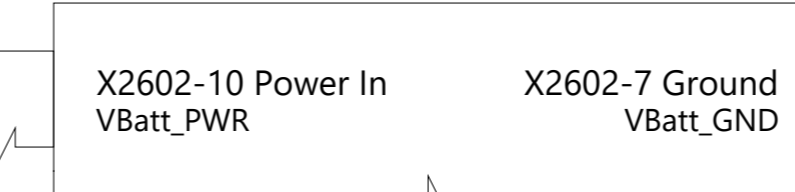
**FF40**  
 2R Seat Controller - 40%  
 Y40 X2402 X2403



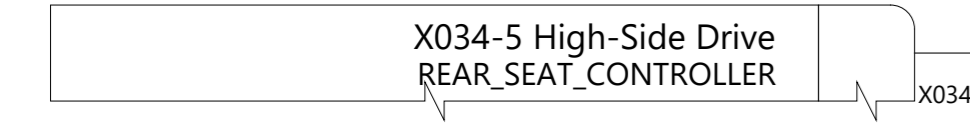
**LHMP // RHMP**  
 2R Seat Controller - Monopost  
 YMP X2002 X2003




**FF60**  
 2R Seat Controller - 60%  
 Y60 X2602 X2603



Body Controller - Left  
 A,J,W,D X030A X030B X031 X032 X034 X038A X038B X039 X037 X033A X033B X035 X041 X036




PWR200-A GN 2.50 FLRB  
**FF60 // LHMP** 2398.0 1552566-XX (A)



G300  
 GND\_BODY\_FRONT\_RH

G200  
 GND\_BODY\_FR\_LH



**TESLA**

THE INFORMATION CONTAINED HEREIN IS DEEMED TO BE CONFIDENTIAL, PROPRIETARY, AND A TRADE SECRET OF TESLA MOTORS. THIS INFORMATION MAY NOT BE USED, REPRODUCED, OR DISCLOSED AS THE DIRECT OR INDIRECT BASIS FOR THE DEVELOPMENT, MANUFACTURE, OR SALE OF PROCESSES OR PRODUCTS WITHOUT THE EXPRESS WRITTEN CONSENT OF TESLA MOTORS.

DRAWN	CHECKED	APPROVED

MATERIAL AS SPECIFIED	FINISHING AS SPECIFIED	SCALE NONE
--------------------------	---------------------------	---------------

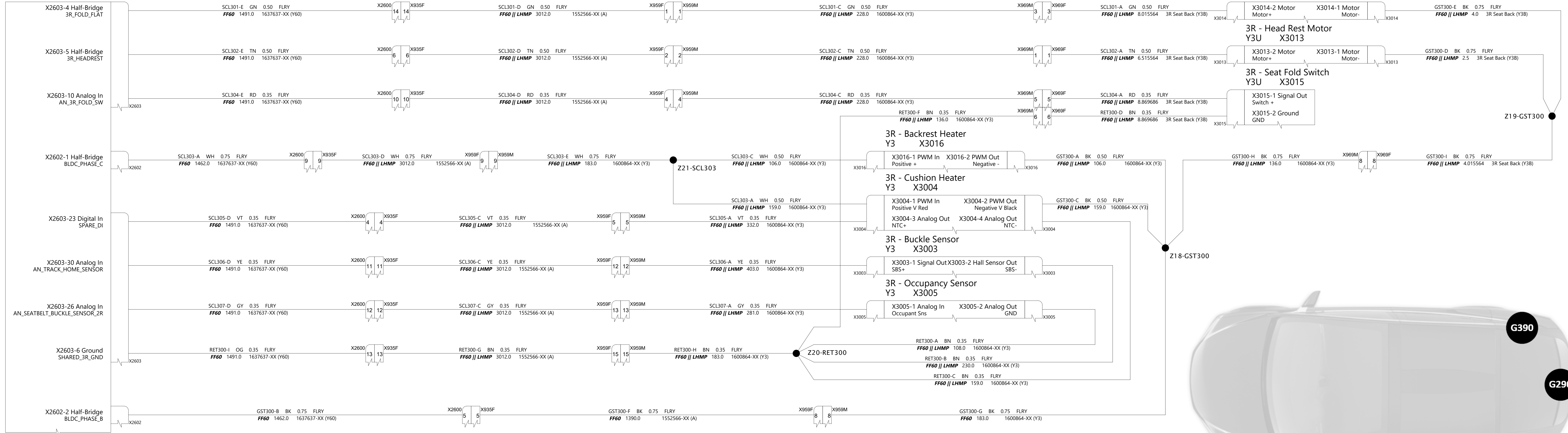
PART NAME  
**Seats - 2nd Row - Power**

PART NUMBER	REV	SHEET	SIZE
	1	57 OF 62	A0

(Reference Monopost Page for mating side of X935F if 6 seat config.)

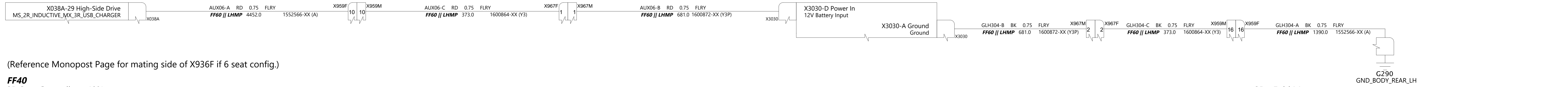
**FF60**

2R Seat Controller - 60%  
Y60 X2602 X2603



**Body Controller - Left**


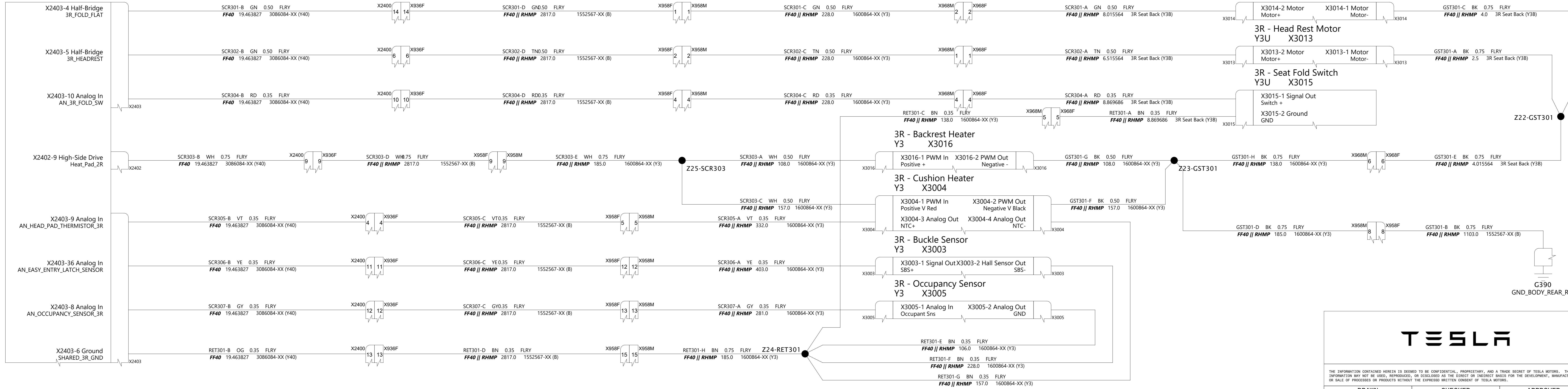
A,J,W,D X030A X030B X031 X032 X034 X038A X038B X039 X037 X033A X033B X035 X041 X036



(Reference Monopost Page for mating side of X936F if 6 seat config.)

**FF40**

2R Seat Controller - 40%  
Y40 X2402 X2403




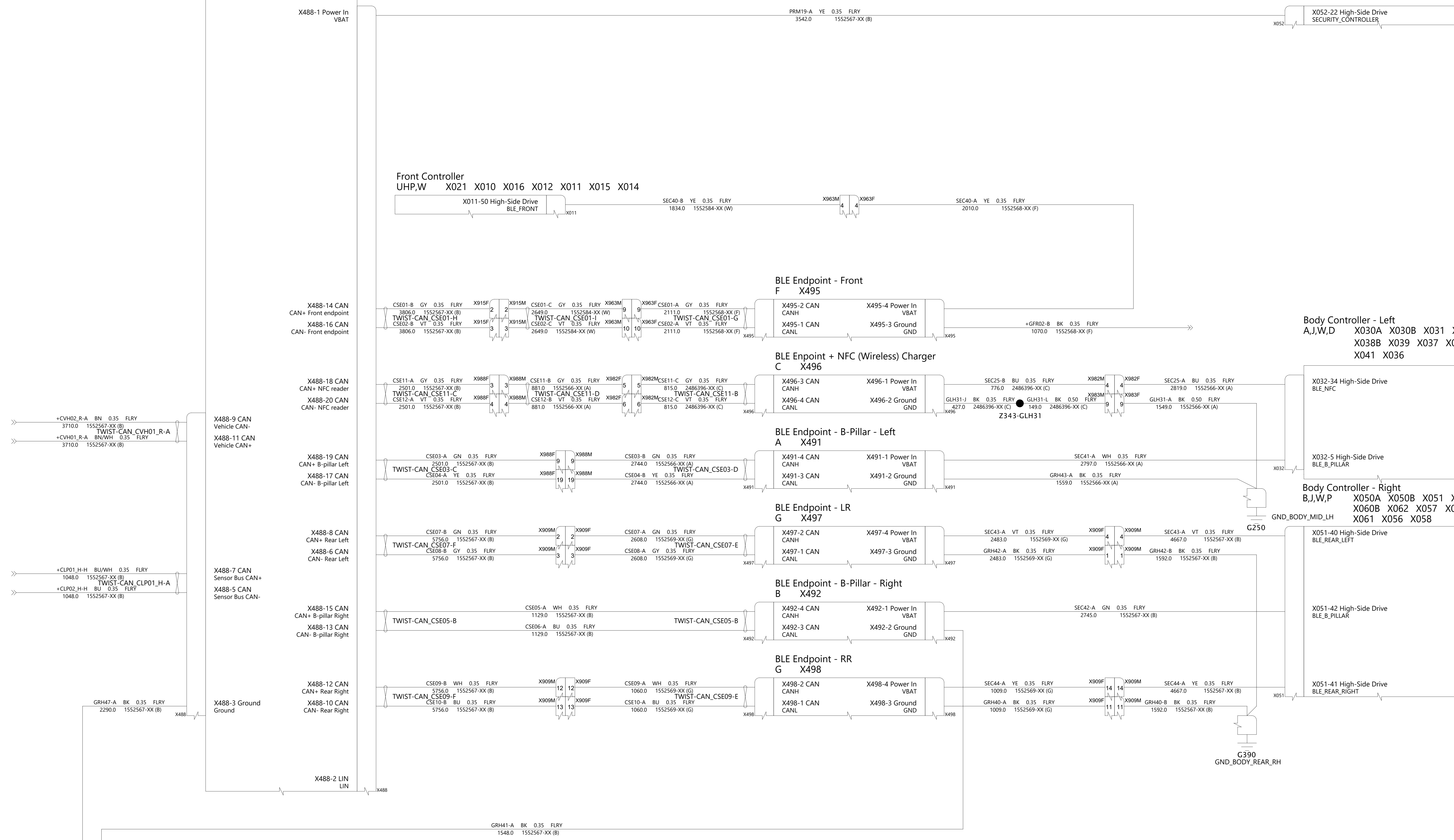
**TESLA**

THE INFORMATION CONTAINED HEREIN IS DEEMED TO BE CONFIDENTIAL, PROPRIETARY, AND A TRADE SECRET OF TESLA MOTORS. THIS INFORMATION MAY NOT BE USED, REPRODUCED, OR DISCLOSED AS THE DIRECT OR INDIRECT BASIS FOR THE DEVELOPMENT, MANUFACTURE, OR SALE OF PROCESSES OR PRODUCTS WITHOUT THE EXPRESSED WRITTEN CONSENT OF TESLA MOTORS.

DRAWN	CHECKED	APPROVED
MATERIAL AS SPECIFIED	FINISHING AS SPECIFIED	SCALE NONE
PART NAME Seats - 3rd Row		
PART NUMBER	REV	SHEET
	1	58 of 62
		SIZE A0

Security Controller  
B X488

Body Controller - Right  
B,J,W,P X050A X050B X051 X052 X054 X060A  
X060B X062 X057 X053A X053B X055  
X061 X056 X058



Body Controller - Left  
A,J,W,D X030A X030B X031 X032 X034 X038A  
X038B X039 X037 X033A X033B X035  
X041 X036

Body Controller - Right  
B,J,W,P X050A X050B X051 X052 X054 X060A  
X060B X062 X057 X053A X053B X055  
X061 X056 X058

**TESLA**

THE INFORMATION CONTAINED HEREIN IS DEEMED TO BE CONFIDENTIAL, PROPRIETARY, AND A TRADE SECRET OF TESLA MOTORS. THIS INFORMATION MAY NOT BE USED, REPRODUCED, OR DISCLOSED AS THE DIRECT OR INDIRECT BASIS FOR THE DEVELOPMENT, MANUFACTURE, OR SALE OF PROCESSES OR PRODUCTS WITHOUT THE EXPRESSED WRITTEN CONSENT OF TESLA MOTORS.

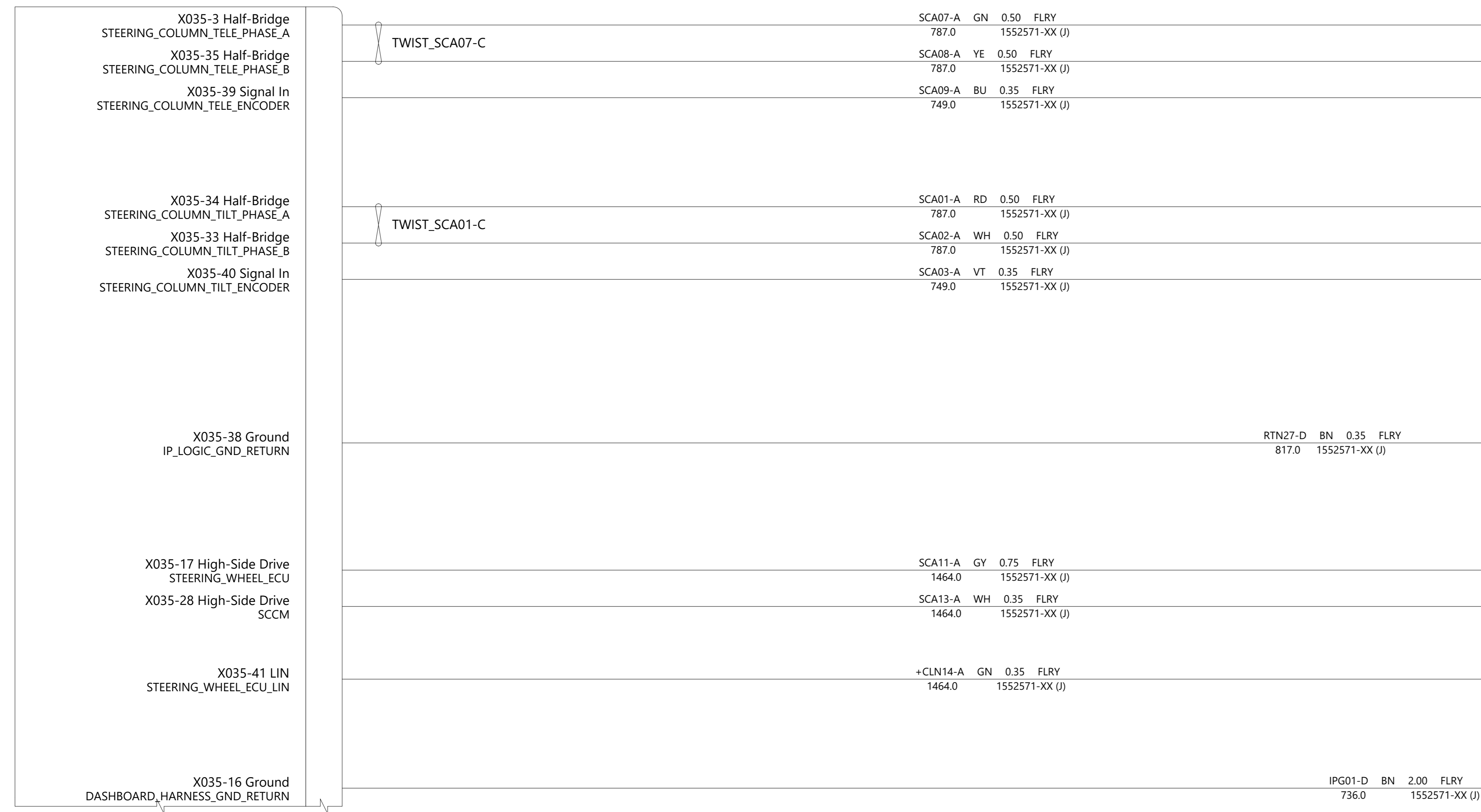
DRAWN	CHECKED	APPROVED

MATERIAL AS SPECIFIED	FINISHING AS SPECIFIED	SCALE NONE

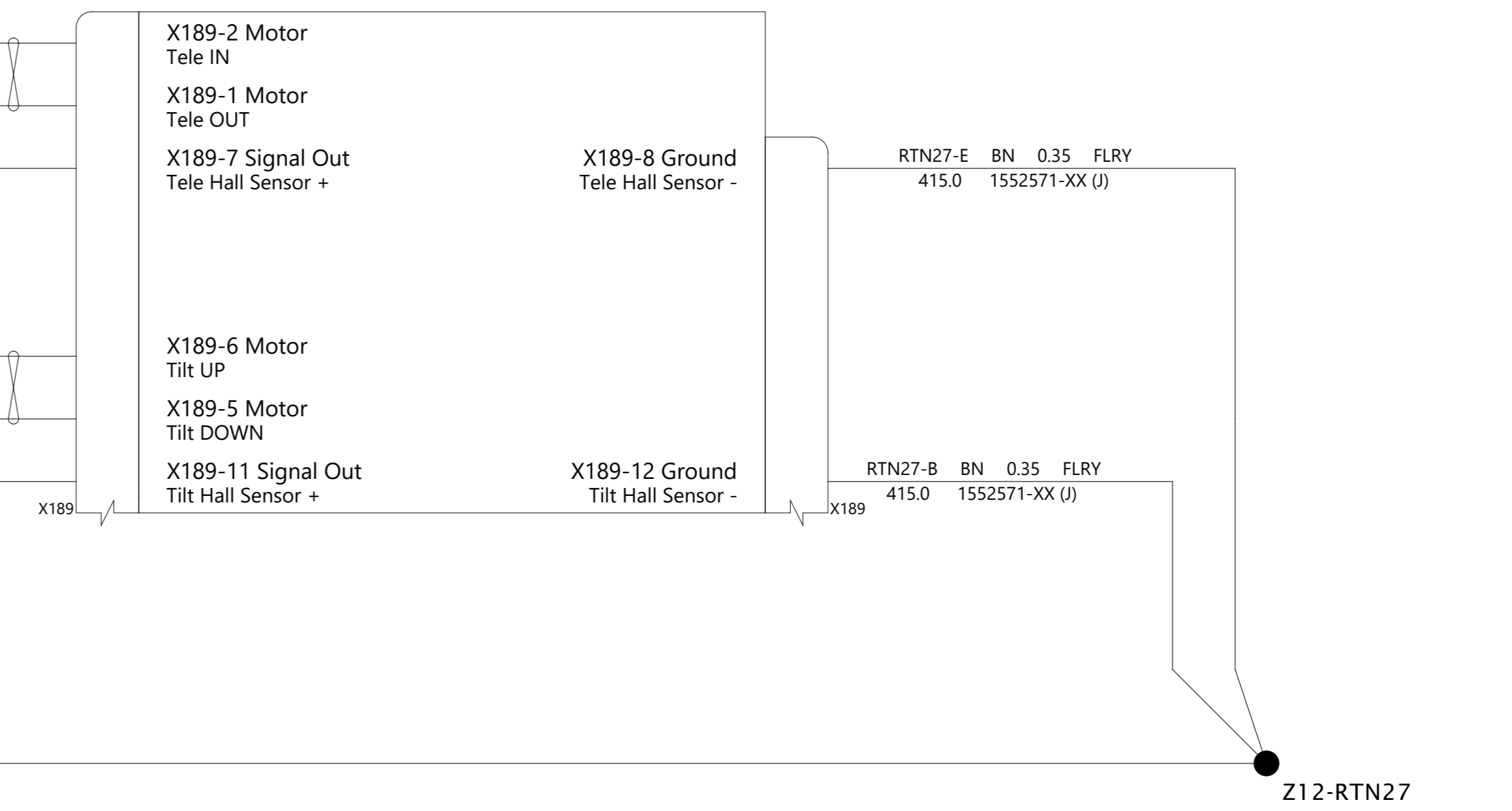
PART NAME
Security

PART NUMBER	REV	SHEET	SIZE
	1	59 of 62	A0

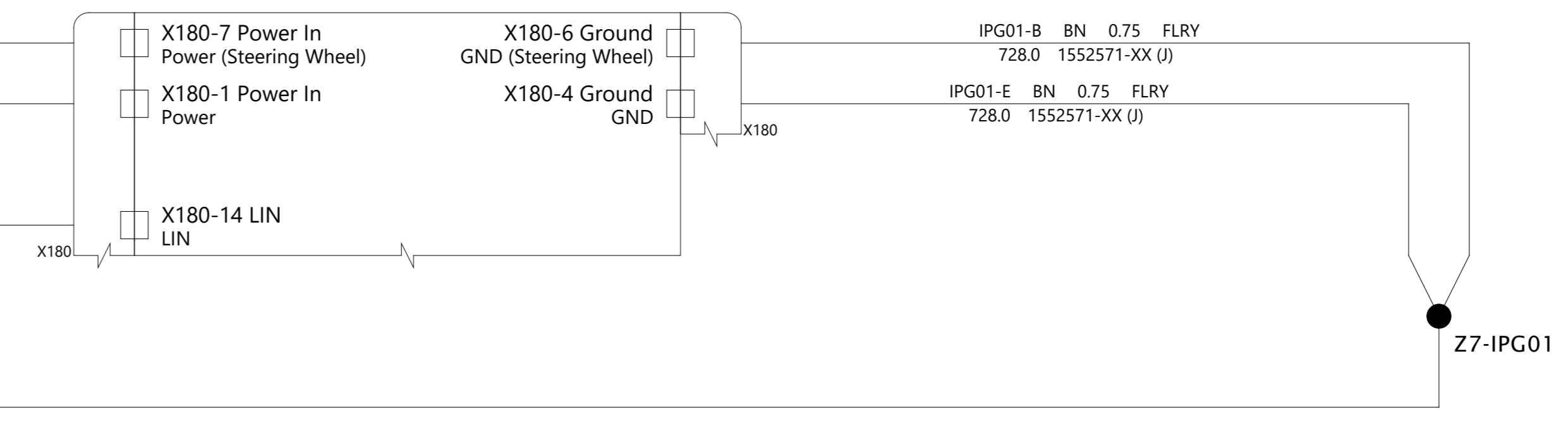
**Body Controller - Left**  
A,J,W,D X030A X030B X031 X032 X034 X038A X038B X039 X037 X033A X033B X035 X041 X036



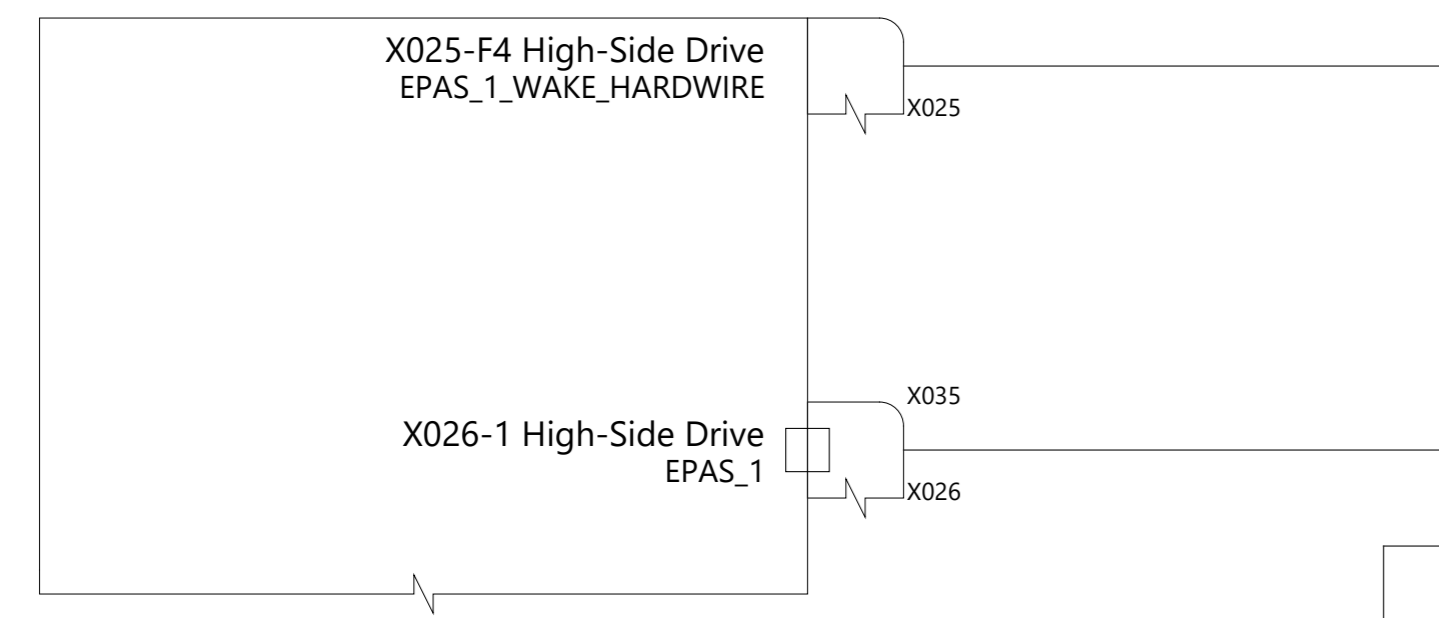
**Steering Column Adjustment Motors (Inline)**  
J X189



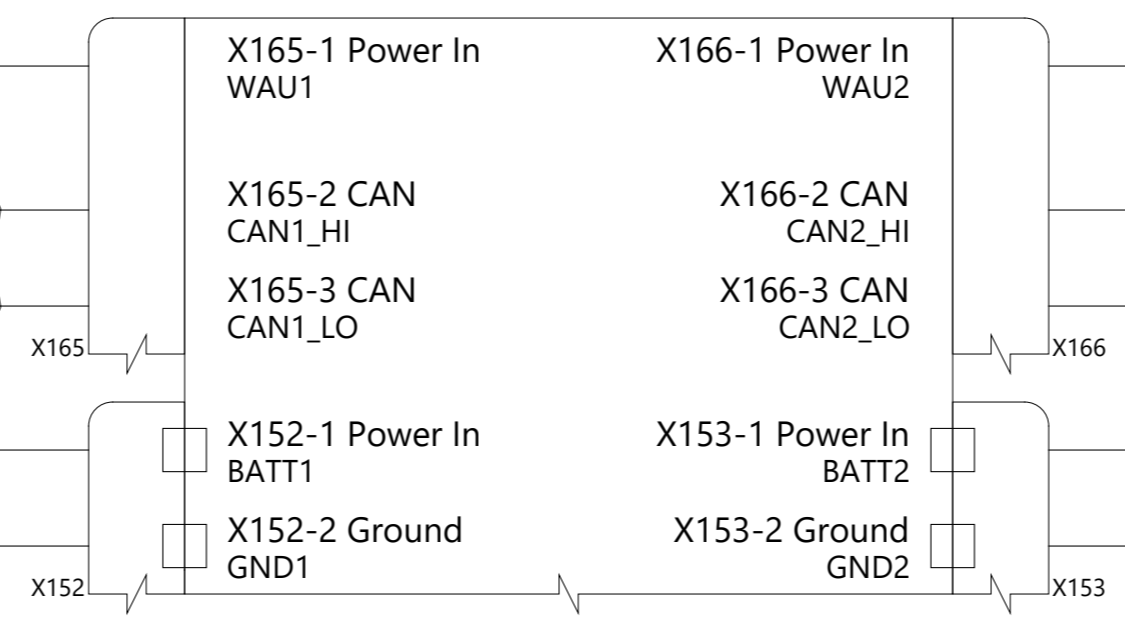
**Steering Angle and Stalk ECU**  
J X180




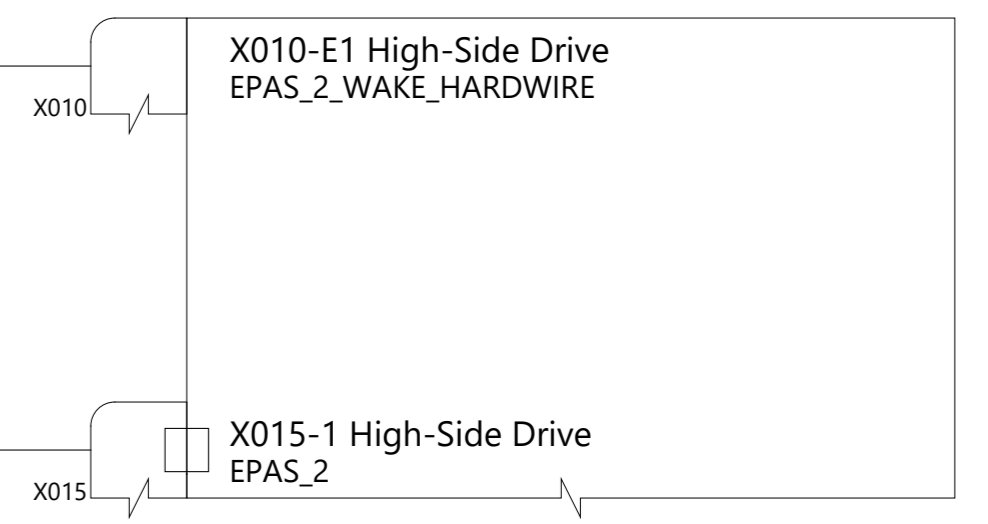
**Battery Controller**  
W X026 X022 X023 X024 X025



**EPAS - Power Steering Gear**  
W X152 X153 X165 X166



**Front Controller**  
UHP,W X021 X010 X016 X012 X011 X015 X014




**TESLA**

THE INFORMATION CONTAINED HEREIN IS DEEMED TO BE CONFIDENTIAL, PROPRIETARY, AND A TRADE SECRET OF TESLA MOTORS. THIS INFORMATION MAY NOT BE USED, REPRODUCED, OR DISCLOSED AS THE DIRECT OR INDIRECT BASIS FOR THE DEVELOPMENT, MANUFACTURE, OR SALE OF PROCESSES OR PRODUCTS WITHOUT THE EXPRESSED WRITTEN CONSENT OF TESLA MOTORS.



DRAWN	CHECKED	APPROVED
MATERIAL AS SPECIFIED	FINISHING AS SPECIFIED	SCALE NONE
PART NAME Steering		
PART NUMBER	REV 1	SHEET 60 of 62
		SIZE A0



Front Controller  
UHP,W X021 X010 X016 X012 X011 X015 X014



Body Controller - Right  
B,J,W,P X050A X050B X051 X052 X054 X060A X060B X062 X057 X053A X053B X055 X061 X056 X058 X059



**TESLA**

THE INFORMATION CONTAINED HEREIN IS DEEMED TO BE CONFIDENTIAL, PROPRIETARY, AND A TRADE SECRET OF TESLA MOTORS. THIS INFORMATION MAY NOT BE USED, REPRODUCED, OR DISCLOSED AS THE OBJECT OR INDIRECT BASIS FOR THE DEVELOPMENT, MANUFACTURE, OR SALE OF PROCESSES OR PRODUCTS WITHOUT THE EXPRESSED WRITTEN CONSENT OF TESLA MOTORS.

DRAWN	CHECKED	APPROVED
MATERIAL AS SPECIFIED	FINISHING AS SPECIFIED	SCALE NONE
PART NAME Windshield		
PART NUMBER	REV 1	SHEET 62 OF 62
		SIZE A0