

Simple Emergency Phones



K-1500-E

K-1500-EHF

The **K-1500** Emergency Telephones provide reliable emergency communication without complicated dialing procedures.

The **K-1500-E** and **K-1500-EHF** can be connected directly to a C.O. line or analog PABX/KSU station when used in conjunction with a Hot-Line Dialer or programmed ring down circuit. The phones can also be used with Viking's **DLE-200B** ring down circuit.

When the button is pressed, the **K-1500-EHF** will come off hook until the preselected time-out

has elapsed (adjustable from 30 seconds to 6 minutes). During this time, the user may converse handsfree. Alternatively, standard handset communication is used with the **K-1500-E**.

The **K-1500-E** and **K-1500-EHF** components conform to industry-set standards, and are mounted on a formed metal panel and finished in red powder paint.

<http://www.VikingElectronics.com>

[E-mail...Sales@VikingElectronics.com](mailto:Sales@VikingElectronics.com)

Features

- Handsfree or handset models available
- Phone line powered
- No dial pads
- Designed to mount in a standard emergency phone enclosure
- Built for easy installation and simple operation

K-1500-E Features

- Hearing aid compatible handset

K-1500-EHF Features

- Auto answer feature allows remote monitoring (can be disabled)
- Adjustable time out to limit prank calls and false alarms (approximately 30 seconds - 6 minutes)
- Two-way handsfree communication
- Vandal resistant metal push button

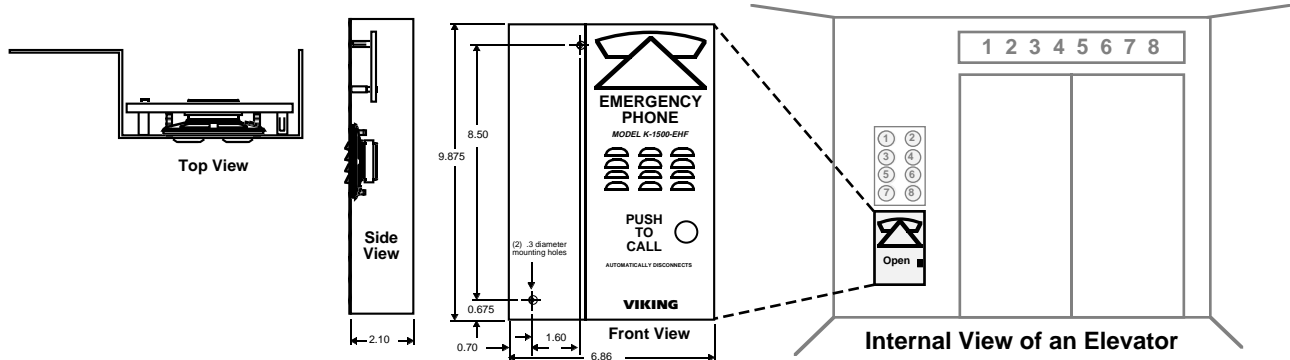
Applications

- Commercial, industrial and residential door security
- Door or gate communication
- Truck stop/gas station fuel island communication
- Business delivery entrances
- Use in conjunction with a Viking Hot-Line Dialer on C.O. lines or analog PABX/KSU stations
- Use on any programmed ringdown circuit of an analog PABX/KSU station

Specifications

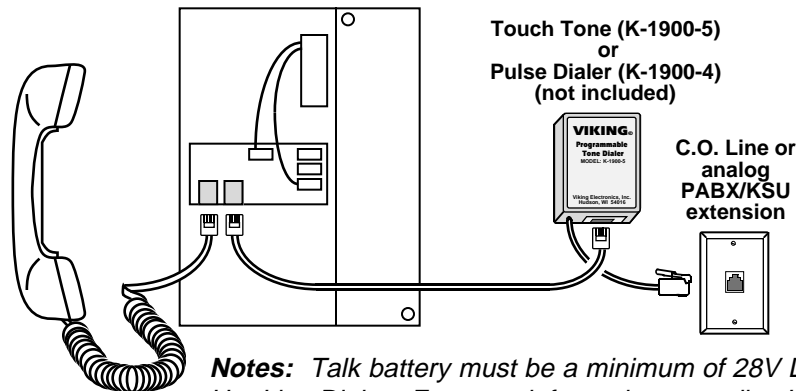
Power: Telephone line powered (18V DC/20mA minimum)
Dimensions: 174mm x 251mm x 63.5mm (6.8" x 9.875" x 2.1")
Shipping Weight: **K-1500-E** - 1.13 kg (2.5 lbs), **K-1500-EHF** - .91 kg (2 lbs)
Environmental: 0°C to 32°C (32°F to 90°F) with 5% to 95% non-condensing humidity
Connections: RJ11 jack

Installation/Programming



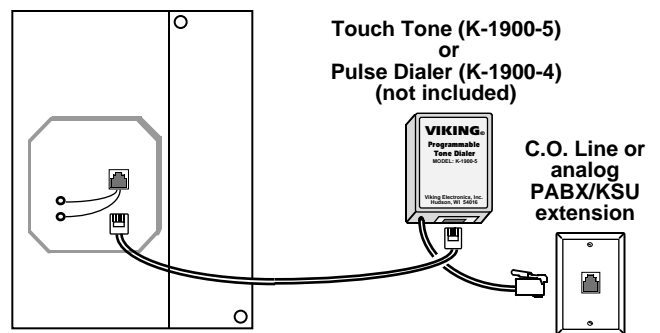
A. Wiring the K-1500-E

Rear View of the K-1500-E



B. Wiring the K-1500-EHF

Rear View of the K-1500-EHF



Notes: Talk battery must be a minimum of 28V DC when using the **K-1500-EHF** in conjunction with a **Hot-Line Dialer**. For more information regarding **Hot-Line Dialers**, retrieve **Fax Back Document 833**.

K-1500-EHF Programming

A. Changing the Call Time-Out

The **K-1500-EHF** is equipped with an adjustable call time-out feature which automatically hangs up the **K-1500-EHF** after the time-out has elapsed. To change the time-out, adjust the call time as shown to the right. The time can be adjusted from approximately 30 sec to 6 min (factory set to approximately 3 min).

B. Adjusting Speaker Volume

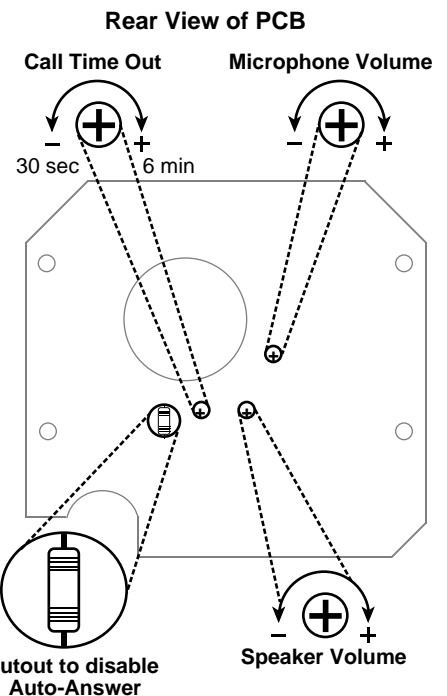
The **SPKR VOL** pot can be adjusted to increase or decrease the speaker volume to the level desired as shown to the right.

C. Adjusting the Microphone Volume

In certain noisy locations (background traffic, machinery or wind), the microphone volume may need to be decreased. A symptom of this is one-way talk path, in which the distant party cannot be heard over the speaker. A **MIC ADJ** pot is provided on the **K-1500-EHF** for increasing or decreasing the microphone sensitivity. **Note:** If the microphone volume is set too high or too low, one-way talk path may occur.

D. Disabling the Auto-Answer feature

The **K-1500-EHF** is factory set to auto answer when an inbound call is detected. To disable this feature, cut the resistor shown through the hole on the back of the circuit board as shown to the right. **Important:** Disconnect the telephone line before cutting the auto-answer resistor.



Product Support Line...(715) 386-8666

Fax Back Line...(715) 386-4345

Due to the dynamic nature of the product design, the information contained in this document is subject to change without notice. Viking Electronics, its affiliates and/or subsidiaries assume no responsibility for errors and/or omissions contained in this information. Revisions of this document or new editions of it may be issued to incorporate such changes.