



273 Branchport Ave.  
Long Branch, NJ 07740  
(800) 631-2148  
www.wheelockinc.com

*Thank you for using our products.*


## INSTALLATION INSTRUCTIONS TELSTROBE

*Use this product according to this instruction manual. Please keep this instruction manual for future reference.*

**MODEL: PS-11A**

### APPLICATION INFORMATION:

Wheelock Inc. manufactures high quality telephone products. The installation of this product must conform to the following instructions. IF ANY WORDS OR LETTERS APPEAR ON THE PRODUCT INDICATING A PARTICULAR USE, THE PRODUCT MUST BE USED ONLY IN THE MANNER SO INDICATED. THE INSTALLATION OF THIS EQUIPMENT SHOULD ONLY BE UNDERTAKEN BY QUALIFIED PERSONNEL. FIELD ADJUSTMENT, REPAIR OR MODIFICATION OF THESE SIGNALS SHOULD NOT BE ATTEMPTED. Malfunctioning units should be returned for factory repair or replacement in accordance with Wheelock Inc.'s published terms and conditions. Contact Wheelock Inc., 273 Branchport Ave., Long Branch, NJ, 07740.

**NOTE:** All **CAUTIONS** and **WARNINGS** are identified by the symbol . All warnings are printed in bold capital letters.

**WARNING: THE TELSTROBE IS NOT TO BE USED AS AN INDOOR VISUAL EVACUATION SIGNAL FOR THE HEARING IMPAIRED.**


### FCC REGULATIONS:

- This equipment complies with Part 68 of the FCC Rules. The label affixed to this product contains, among other information, the FCC Registration Number and the Ringer Equivalence Number (REN) for this product. This information must be provided to the telephone company if requested.
- The REN is used to determine the quantity of devices which you may connect to your telephone line and still have all of those devices ring when your telephone number is called. In most, but not all areas, the sum of the REN's of all devices connected to one line should not exceed five (5.0). To be certain of the number of devices that you may connect to your line, contact your local telephone company.
- This equipment should not be used on coin telephone lines. Connection to party line service is subject to state tariffs.
- If trouble is experienced, disconnect this equipment from the telephone line to determine if it is causing the malfunction. If the equipment is determined to be malfunctioning, its use shall be discontinued until the problem has been corrected.
- Should the equipment cause harm to the telephone network, the telephone company shall, if possible, notify the customer that temporary discontinuance of service may be required; however, where prior written notice is not possible, the telephone company may temporarily discontinue service without notice, if such action is necessary under the circumstances. The telephone company may make changes in its communication facilities, equipment and operations procedures, where such action is reasonably required in the operation of its business and is not inconsistent with the rules and regulations of the Federal Communications Commission.

### DOC REGULATIONS:

**NOTICE:** The Canadian Department of Communications label identifies certified equipment. This certification means that the equipment meets certain telecommunications network protective operational and safety requirements. The Department does not guarantee the equipment will operate to the user's satisfaction.

- Before installing this equipment, users should ensure that it is permissible to be connected to the facilities of the local telecommunications company. The equipment must also be installed using an acceptable method of connection. In some cases, the company's inside wiring associated with a single line individual service may be extended by means of a certified connector assembly (telephone extension cord). The customer should be aware that compliance with the above conditions may not prevent degradation of service in some situations.
- Any repairs or alterations made by the user to this equipment, or equipment malfunctions, may give the telecommunications company cause to request the user to disconnect the equipment.
- Make sure that the electrical ground connections of the power utility, telephone lines and internal metallic water pipe system, if present, are connected together.

 **CAUTION:** The installation of this equipment should only be undertaken by qualified personnel.

Copyright 1998 Wheelock, Inc. All rights reserved.

**GENERAL INFORMATION:**

The Telstrobe is a self-contained, plug-in strobe signal that emits a high-intensity flashing light when the telephone rings. The strobe is designed for use in single-party (private) lines. It responds to any ring signal within a frequency range of 20-30Hz and a voltage range of 45-130VRMS. A minimum one second ring time is required for the ringing voltage to produce approximately two flashes per second from the strobe.

**MOUNTING INFORMATION:**

The Telstrobe is designed for mounting to indoor structures such as walls, partitions or posts. Locate the strobe as desired for visibility and connect it as shown in the sketch below. Note that the mounting screws supplied with each unit must be spaced as indicated. The strobe hangs securely on the screw heads by means of key holes on the back of the unit. Connect the strobe's six foot power cord to a 115VAC outlet. Connect a standard modular telephone line cord (not supplied) from a spare telephone jack to the jack on the strobe. The modular cord is typically 7 foot in length with a RJ-11C modular jack in the USA or a CA-11 modular jack in Canada. The Telephone Strobe is now ready to operate. Test the installation by having someone ring your number to make sure that the strobe flashes properly.

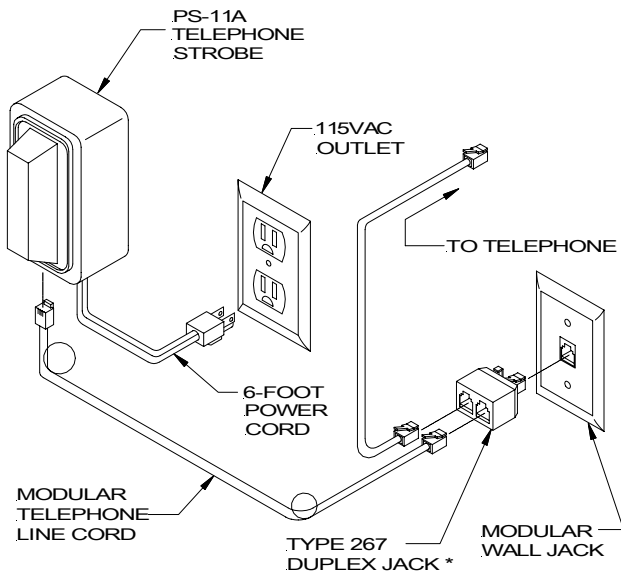
**SPECIFICATIONS:**

**Strobe Circuit Specifications:**

- Nominal input voltage: 115VAC, 60Hz
- Input voltage: 96-132VAC, 60Hz
- Current draw: 0.080 AMPS at 115VAC
- Peak Candlepower: 70,000 peak candlepower
- Nominal flash rate: Two flashes per second
- Input power cord: Six foot long with 2-blade plug

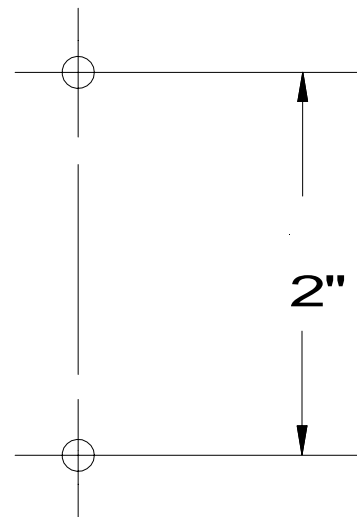
**Control Circuit Specifications**

- Nominal input voltage: 90VRMS, 20-30Hz
- Input voltage limits: 45-130VRMS, 20-30Hz
- Ringer equivalence ratings: 0.4, 1.0B (0.005 AMPS at 90V, 20Hz)
- Voice Impedance: 500K OHMS @ 400Hz, 3VRMS  
100K OHMS @ 20KHz, 3VRMS
- DC impedance: Virtually infinite (blocking capacitor)
- Duty cycle: 33% max. with 10 second maximum on time
- Input jack: USOC RJ11C, type 623:  
pin 3 = ring/red,  
pin 4 = tip/green



\* USE DUPLEX JACK (NOT SUPPLIED)  
IF SPARE WALL JACK IS NOT AVAILABLE.

**Figure 1.**



**Figure 2.**  
*Template for spacing mounting screws (provided)*



**CAUTION:** These devices are not intended for use in hazardous locations as defined by the National Electrical Code (NEC) and by the National Fire Protection Association (NFPA).

**ANY MATERIAL EXTRAPOLATED FROM THIS DOCUMENT OR FROM WHEELOCK MANUALS OR OTHER DOCUMENTS DESCRIBING THE PRODUCT FOR USE IN PROMOTIONAL OR ADVERTISING CLAIMS, OR FOR ANY OTHER USE, INCLUDING DESCRIPTION OF THE PRODUCT'S APPLICATION, OPERATION, INSTALLATION AND TESTING IS USED AT THE SOLE RISK OF THE USER AND WHEELOCK WILL NOT HAVE ANY LIABILITY FOR SUCH USE.**

## **Limited Warranty**

Wheelock products must be used within their published specifications and must be PROPERLY specified, applied, installed, operated, maintained and operationally tested in accordance with these instructions at the time of installation and at least twice a year or more often and in accordance with local, state and federal codes, regulations and laws. Specification, application, installation, operation, maintenance and testing must be performed by qualified personnel for proper operation in accordance with all of the latest National Fire Protection Association (NFPA), Underwriters' Laboratories (UL), Underwriters' Laboratories of Canada (ULC), National Electrical Code (NEC), Occupational Safety and Health Administration (OSHA), local, state, county, province, district, federal and other applicable building and fire standards, guidelines, regulations, laws and codes including, but not limited to, all appendices and amendments and the requirements of the local authority having jurisdiction (AHJ). Wheelock products when properly specified, applied, installed, operated, maintained and operationally tested as provided above are warranted against mechanical and electrical defects for a period of three years from date of manufacture (as determined by date code). Correction of defects by repair or replacement shall be at Wheelock's sole discretion and shall constitute fulfillment of all obligations under this warranty. THE FOREGOING LIMITED WARRANTY SHALL IMMEDIATELY TERMINATE IN THE EVENT ANY PART NOT FURNISHED BY WHEELOCK IS INSTALLED IN THE PRODUCT. THE FOREGOING LIMITED WARRANTY SPECIFICALLY EXCLUDES ANY SOFTWARE REQUIRED FOR THE OPERATION OF OR INCLUDED IN A PRODUCT. WHEELOCK MAKES NO REPRESENTATION OR WARRANTY OF ANY OTHER KIND, EXPRESS, IMPLIED OR STATUTORY WHETHER AS TO MERCHANTABILITY, FITNESS FOR A PARTICULAR PURPOSE OR ANY OTHER MATTER.

USERS ARE SOLELY RESPONSIBLE FOR DETERMINING WHETHER A PRODUCT IS SUITABLE FOR THE USER'S PURPOSES, OR WHETHER IT WILL ACHIEVE THE USER'S INTENDED RESULTS. THERE IS NO WARRANTY AGAINST DAMAGE RESULTING FROM MISAPPLICATION, IMPROPER SPECIFICATION, ABUSE, ACCIDENT OR OTHER OPERATING CONDITIONS BEYOND WHEELOCK'S CONTROL.

SOME WHEELOCK PRODUCTS CONTAIN SOFTWARE. WITH RESPECT TO THOSE PRODUCTS, WHEELOCK DOES NOT WARRANT THAT THE OPERATION OF THE SOFTWARE WILL BE UNINTERRUPTED OR ERROR-FREE OR THAT THE SOFTWARE WILL MEET ANY OTHER STANDARD OF PERFORMANCE, OR THAT THE FUNCTIONS OR PERFORMANCE OF THE SOFTWARE WILL MEET THE USER'S REQUIREMENTS. WHEELOCK SHALL NOT BE LIABLE FOR ANY DELAYS, BREAKDOWNS, INTERRUPTIONS, LOSS, DESTRUCTION, ALTERATION, OR OTHER PROBLEMS IN THE USE OF A PRODUCT ARISING OUT OF OR CAUSED BY THE SOFTWARE.

THE LIABILITY OF WHEELOCK ARISING OUT OF THE SUPPLYING OF A PRODUCT, OR ITS USE, WHETHER ON WARRANTIES, NEGLIGENCE, OR OTHERWISE, SHALL NOT IN ANY CASE EXCEED THE COST OF CORRECTING DEFECTS AS STATED IN THE LIMITED WARRANTY AND UPON EXPIRATION OF THE WARRANTY PERIOD ALL SUCH LIABILITY SHALL TERMINATE. WHEELOCK IS NOT LIABLE FOR LABOR COSTS INCURRED IN REMOVAL, REINSTALLATION OR REPAIR OF THE PRODUCT BY ANYONE OTHER THAN WHEELOCK OR FOR DAMAGE OF ANY TYPE WHATSOEVER, INCLUDING BUT NOT LIMITED TO, LOSS OF PROFIT OR INCIDENTAL OR CONSEQUENTIAL DAMAGES. THE FOREGOING SHALL CONSTITUTE THE SOLE REMEDY OF THE PURCHASER AND THE EXCLUSIVE LIABILITY OF WHEELOCK.

IN NO CASE WILL WHEELOCK'S LIABILITY EXCEED THE PURCHASE PRICE PAID FOR A PRODUCT.

## **Limitation of Liability**

WHEELOCK'S LIABILITY ON ANY CLAIM OF ANY KIND, INCLUDING NEGLIGENCE AND BREACH OF WARRANTY, FOR ANY LOSS OR DAMAGE RESULTING FROM, ARISING OUT OF, OR CONNECTED WITH THIS CONTRACT, OR FROM THE MANUFACTURE, SALE, DELIVERY, RESALE, REPAIR OR USE OF ANY PRODUCT COVERED BY THIS ORDER SHALL BE LIMITED TO THE PRICE APPLICABLE TO THE PRODUCT OR PART THEREOF WHICH GIVES RISE TO THE CLAIM. WHEELOCK'S LIABILITY ON ANY CLAIM OF ANY KIND SHALL CEASE IMMEDIATELY UPON THE INSTALLATION IN THE PRODUCT OF ANY PART NOT FURNISHED BY WHEELOCK. IN NO EVENT SHALL WHEELOCK BE LIABLE FOR ANY CLAIM OF ANY KIND UNLESS IT IS PROVEN THAT OUR PRODUCT WAS A DIRECT CAUSE OF SUCH CLAIM. FURTHER, IN NO EVENT, INCLUDING IN THE CASE OF A CLAIM OF NEGLIGENCE, SHALL WHEELOCK BE LIABLE FOR INCIDENTAL OR CONSEQUENTIAL DAMAGES. SOME STATES DO NOT ALLOW THE EXCLUSION OR LIMITATION OF INCIDENTAL OR CONSEQUENTIAL DAMAGES, SO THE PRECEDING LIMITATION MAY NOT APPLY TO ALL PURCHASERS.