



273 Branchport Avenue
Long Branch, NJ 07740
(800) 631-2148
www.wheelockinc.com

Thank you for using our products.

**INSTALLATION INSTRUCTIONS
UNIVERSAL TELEPHONE ALERT WITH STROBE**

Use this product according to this instruction manual. Please keep this instruction manual for future reference.

MODEL: UTA-WH

A 115 VAC LINE CORD IS REQUIRED FOR STROBE AND PIEZO ACTIVATION.

NOTE: THIS UNIT REQUIRES TWO SEPARATE VOLTAGE INPUTS TO OPERATE: 115VAC, 60Hz AND AN INPUT VOLTAGE LISTED IN TABLE 5 TO TRIGGER THE RINGING CIRCUIT.

GENERAL INFORMATION:


The UTA-WH has a loud attention getting electronic ringer designed for use in noisy locations or for wide area coverage. It is FCC Part 68 and IC CS-03 Registered for the public telephone network and can be used behind PBX and key systems that use interrupted ring voltages from 40-130V, 20-30Hz or 20-30VDC/VAC or 36-60VDC.


The UTA-WH, when used indoors, will accommodate a modular plug that mates with an RJ-11C jack (USA) or a CA-11 jack (Canada) for ringing voltage. The input voltage triggers the strobe and audible, which receive their operating power from the 115VAC, 60Hz source.

UTA-WH includes a high intensity flashing strobe for visual signaling and offers a choice of four selectable sound patterns (horn, bell, single chime or vibrating chime) with a volume control. The UTA-WH is equipped with a weather resistant backbox for optional outdoor use with conduit enclosed wiring.

APPLICATION INFORMATION:

The installation of this product must conform to the following instructions. IF ANY WORDS OR LETTERS APPEAR ON THE PRODUCT INDICATING A PARTICULAR USE, THE PRODUCT MUST BE USED ONLY IN THE MANNER SO INDICATED. FIELD ADJUSTMENT, REPAIR OR MODIFICATION OF THESE SIGNALS SHOULD NOT BE ATTEMPTED. Malfunctioning units should be returned for factory repair or replacement in accordance with Wheelock Inc.'s published terms and conditions.

NOTE: All **CAUTIONS** and **WARNINGS** are identified by the symbol . All warnings are printed in bold capital letters.

 **CAUTION:** The installation of this equipment should only be undertaken by qualified personnel.

 **WARNING: THE UTA-WH IS NOT TO BE USED AS AN INDOOR VISUAL EVACUATION SIGNAL FOR THE HEARING IMPAIRED.**

 **WARNING: SHUT OFF ALL POWER BEFORE INSTALLING. ELECTRICAL SHOCK CAN CAUSE DEATH OR SERIOUS INJURY.**

FCC REGULATIONS:

- This equipment complies with Part 68 of the FCC Rules. The label affixed to this product contains, among other information, the FCC Registration Number and the Ringer Equivalence Number (REN) for this product. This information must be provided to the telephone company if requested.
- The REN is used to determine the quantity of appliances, which you may connect to your telephone line and still have all of those appliances ring when your telephone number is called. In most, but not all areas, the sum of the REN's of all appliances connected to one line should not exceed five (5.0). To be certain of the number of appliances that you may connect to your line, contact your local telephone company.
- This equipment should not be used on coin telephone lines. Connection to party line service is subject to state tariffs.
- If trouble is experienced, disconnect this equipment from the telephone line to determine if it is causing the malfunction. If the equipment is determined to be malfunctioning, its use shall be discontinued until the problem has been corrected.
- Should the equipment cause harm to the telephone network, the telephone company shall, if possible, notify the customer that temporary discontinuance of service may be required; however, where prior written notice is not possible, the telephone company may temporarily discontinue service without notice, if such action is necessary under the circumstances. The telephone company may make changes in its communication facilities, equipment and operations procedures, where such action is reasonably required in the operation of its business and is not inconsistent with the rules and regulations of the Federal Communications Commission.

Copyright 2000 Wheelock, Inc. All rights reserved.

INDUSTRY CANADA REGULATIONS: (Only applicable for use in Canada)

- NOTICE: The Industry Canada (IC) label identifies certified equipment. This certification means that the equipment meets certain telecommunications network protective operational and safety requirements as prescribed in the appropriate Terminal Equipment Technical requirements document(s). The Department does not guarantee the equipment will operate to the user's satisfaction.
- Before installing this equipment, users should ensure that it is permissible to be connected to the facilities of the local telecommunications company. The equipment must also be installed using an acceptable method of connection. The customer should be aware that compliance with the above conditions may not prevent degradation of service in some situations.
- Repairs to certified equipment should be coordinated by a representative designated by the supplier. Any repairs or alterations made by the user to this equipment, or equipment malfunctions, may give the telecommunications company cause to request the user to disconnect the equipment.
- Users should ensure for their own protection, that the electrical ground connections of the power utility, telephone lines and internal metallic water pipe system, if present, are connected together. This precaution may be particularly
Caution: Users should not attempt to make such connections themselves, but should contact the appropriate electric inspection authority, or electrician, as appropriate.
- RINGER EQUIVALENCE NUMBER: The Ringer Equivalence Number (REN) assigned to each terminal device provides an indication of the maximum number of terminals allowed to be connected to a telephone interface. The termination of an interface may consist of any combination of devices subject only to the requirement that the sum of the Ringer Equivalence Numbers of all the devices does not exceed 5.

SPECIFICATIONS:

<i>Table 1: Sound Output (dBA) and Current (REN) at Maximum Volume</i>				
	24VDC	24VAC	48VDC	90Vrms/20Hz
Horn	109dB/2.5mA	109dB/4.0mA	109dB/3.0mA	109dB/4.5mA/.5A REN
Bell	104dB/2.5mA	104dB/4.0mA	104dB/3.0mA	104dB/4.5mA/.5A REN
Vibrating Chime	94dB/2.5mA	94dB/4.0mA	94dB/3.0mA	94dB/4.5mA/.5A REN
Single Chime	94dB/2.5mA	94dB/4.0mA	94dB/3.0mA	94dB/4.5mA/.5A REN
No Sound	2.5mA	4.0mA	3.0mA	4.5mA/.5A REN

NOTES:

1. Input Voltage Range: 24VDC = 20-30VDC, 24VAC = 20-30VAC, 48VDC = 36-60VDC, 90Vrms =40-130Vrms, 20-30Hz
2. For 24VDC, 24VAC, and 48VDC inputs, add 10% more input current when operating the unit at maximum input voltage. For 90Vrms inputs, add 40% more input current when operating the unit at maximum input voltage
3. dBA is measured on-axis in a non-reflective (free field) test room using fast meter response.

<i>Table 2: Sound Output Volume Adjusting Range</i>	
Horn	109-82dB
Bell	104-76dB
Vibrating Chime	94-68dB
Single Chime	94-68dB

<i>Table 3: Tone Description</i>	
Horn	Broadband Horn
Bell	1560Hz Modulated (0.07 Sec. ON/Repeat)
Vibrating Chime	700Hz (1.0 Sec. Decay/Repeat)
Single Chime	700Hz (1.0 Sec. Decay)

<i>Table 4: Duty and Ring Cycle</i>		
Cycle	90Vrms/20-30Hz	24VDC/AC, 48VDC
Duty Cycle	33% Max.	100% Max.
Min. Ring Cycle ON Time	0.8 Sec.	0.8 Sec.
Min. Ring Cycle OFF Time	1.6 Sec.	0.8 Sec.
Max. Ring Cycle ON Time	10 Sec.	Continues

Strobe Flash Rate: Nominal 1 Flash Minimum/Ring Cycle

Strobe Output: 15cd on axis.

AC Current: 0.150 Amps Max.

UTA-WH SETTINGS:

The SW1 and SW2 switches of the UTA-WH are used to set input voltage and desired tone as shown in Figure 2 and Table 5. The potentiometer R18 (shown in Figure 2) is used to adjust the volume of sound.

The factory settings are:

- Input Voltage = 90Vrms/20-30Hz (SW1 POS 1 set on 0)
- Tone = Horn (SW2 POS 1,3,4 set on 1,1,1 POS 2 set on 0)
- Volume = Maximum

Table 5: Input Voltage and Tone Selections						
Input Voltage	Tone	Switch Settings				
		SW1	SW2			
		POS 1	POS 1	POS 2	POS 3	POS 4
24VDC/VAC and 48VDC	Horn	1	1	0	1	1
	Bell	1	1	0	1	0
	Vibrating Chime	1	1	0	0	0
	Single Chime	1	1	1	0	1
	No Sound	1	0	X	X	X
90Vrms/ 20-30Hz	Horn	0	1	0	1	1
	Bell	0	1	0	1	0
	Vibrating Chime	0	1	0	0	0
	Single Chime	0	1	1	0	1
	No Sound	0	0	X	X	X

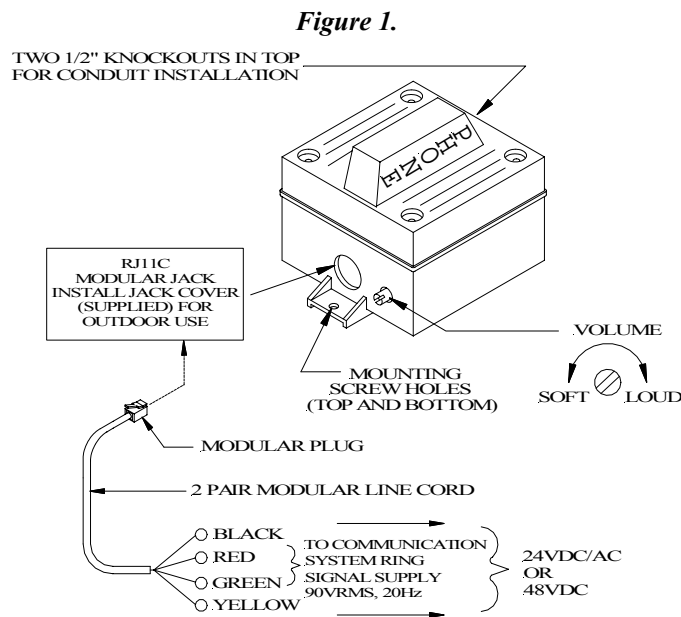
X = Any Setting

MOUNTING INFORMATION:

The UTA-WH is designed for mounting to walls, partitions or posts in both indoor and outdoor applications. Refer to Figures 1,2 and 3 for mounting, wiring and adjustment of each model. Use 4 conductor modular telephone line cords for ring voltage indoor wiring. The UTA-WH provides terminal TB3 for 115VAC power connection. For outdoor applications, use conduit enclosed wiring.

Before mounting, test the appliance by temporarily connecting it as shown. Place a call into the system to make sure the appliance operates properly.

⚠ WARNING: DO NOT STAND CLOSE TO THE UTA-WH WHEN TESTING OR OPERATING. TOO MUCH EXPOSURE AT CLOSE RANGE MAY BE HARMFUL TO YOUR HEARING. UTA-WH SHOULD BE LOCATED AT LEAST 10 FEET AWAY FROM LISTENERS.



NOTE: THIS UNIT REQUIRES TWO SEPARATE VOLTAGE INPUTS TO OPERATE: 115VAC, 60Hz AND AN INPUT VOLTAGE LISTED IN TABLE 5 TO TRIGGER THE RINGING CIRCUIT.

NOTE: IF THIS UNIT IS PERMANENTLY CONNECTED TO 115VAC A READILY ACCESSIBLE DISCONNECT DEVICE SHALL BE INCORPORATED IN THE FIXED WIRING.

NOTE: IF THIS UNIT IS CONNECTED TO 115VAC WITH A PLUGGABLE POWER SUPPLY CORD THE SOCKET-OUTLET SHALL BE INSTALLED NEAR THE EQUIPMENT AND SHALL BE READILY ACCESSIBLE

Figure 2.

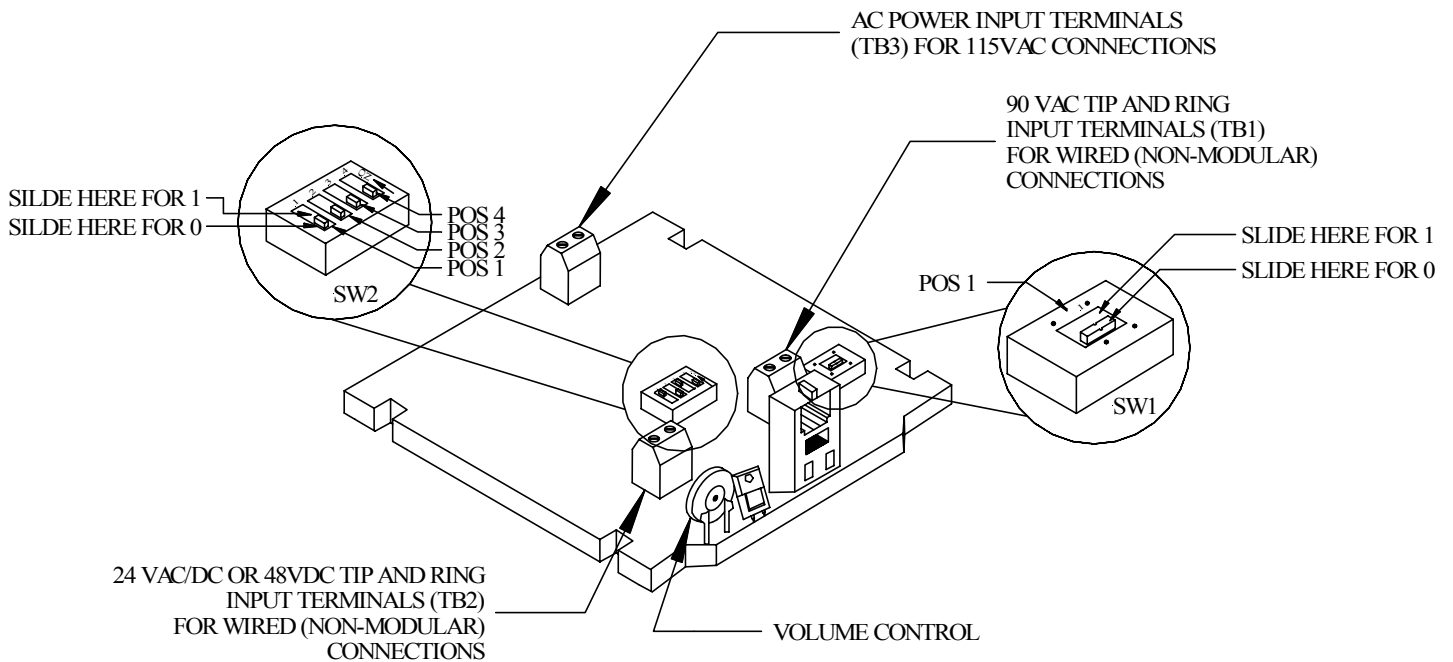
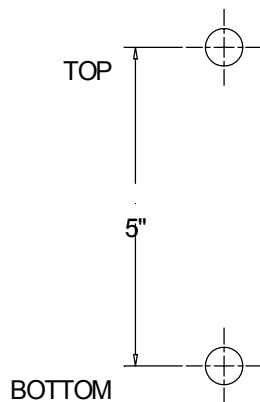


Figure 3: Mounting Screw Diagram



Template Not To Scale
 Place mounting screw (supplied) as per diagram "top" hole. Hang UTA-WH securely by keyhole on top of unit. Place bottom mounting screw (supplied) as per diagram "bottom" hole. Tighten both screws. For hollow or thin panels use appropriate dry wall fasteners.

⚠ CAUTION: Improper connections and settings can damage the unit and/or the phone system.

⚠ CAUTION: These appliances are not intended for use in hazardous locations as defined by the National Electrical Code (NEC) and by the National Fire Protection Association (NFPA). Contact Wheelock Inc. for information on explosion-proof appliances designed for hazardous locations.

ANY MATERIAL EXTRAPOLATED FROM THIS DOCUMENT OR FROM WHEELOCK MANUALS OR OTHER DOCUMENTS DESCRIBING THE PRODUCT FOR USE IN PROMOTIONAL OR ADVERTISING CLAIMS, OR FOR ANY OTHER USE, INCLUDING DESCRIPTION OF THE PRODUCT'S APPLICATION, OPERATION, INSTALLATION AND TESTING IS USED AT THE SOLE RISK OF THE USER AND WHEELOCK WILL NOT HAVE ANY LIABILITY FOR SUCH USE.

IMPORTANT: READ SEPARATE "GENERAL INFORMATION" SHEET FOR INFORMATION ON THE PLACEMENT, LIMITATIONS, INSTALLATION, FINAL CHECKOUT, AND PERIODIC TESTING OF NOTIFICATION APPLIANCES.

⚠ CAUTION: Check the installation instructions of the manufacturers of other equipment used in the system for any guidelines or restrictions on wiring and/or locating Notification Appliance Circuits (NAC) and notification appliances. Some system communication circuits and/or audio circuits, for example, may require special precautions to assure electrical noise immunity (e.g. audio crosstalk).

NOTE: This equipment has been tested and found to comply with the limits for a Class B digital appliance, pursuant to Part 15 of the FCC Rules. These limits are designed to provide reasonable protection against harmful interference in residential installation. This equipment generates, uses and can radiate radio frequency energy and, if not installed and used in accordance with the instructions, may cause harmful interference to radio communications. However, there is no guarantee that interference will not occur in a particular installation. If this equipment does cause harmful interference to radio or television reception, which can be determined by turning the equipment off and on, the user is encouraged to try to correct the interference by one or more of the following measures: 1) Reorient or relocate the receiving antenna, 2) Increase the separation between the equipment and receiver, 3) Connect the equipment into an outlet on a circuit different from that to which the receiver is connected, and 4) Consult the dealer or an experienced radio/TV technician for help.

Limited Warranty

Wheelock products must be used within their published specifications and must be PROPERLY specified, applied, installed, operated, maintained and operationally tested in accordance with these instructions at the time of installation and at least twice a year or more often and in accordance with local, state and federal codes, regulations and laws. Specification, application, installation, operation, maintenance and testing must be performed by qualified personnel for proper operation in accordance with all of the latest National Fire Protection Association (NFPA), Underwriters' Laboratories (UL), Underwriters' Laboratories of Canada (ULC), National Electrical Code (NEC), Occupational Safety and Health Administration (OSHA), local, state, county, province, district, federal and other applicable building and fire standards, guidelines, regulations, laws and codes including, but not limited to, all appendices and amendments and the requirements of the local authority having jurisdiction (AHJ). Wheelock products when properly specified, applied, installed, operated, maintained and operationally tested as provided above are warranted against mechanical and electrical defects for a period of three years from date of manufacture (as determined by date code). Correction of defects by repair or replacement shall be at Wheelock's sole discretion and shall constitute fulfillment of all obligations under this warranty. THE FOREGOING LIMITED WARRANTY SHALL IMMEDIATELY TERMINATE IN THE EVENT ANY PART NOT FURNISHED BY WHEELOCK IS INSTALLED IN THE PRODUCT. THE FOREGOING LIMITED WARRANTY SPECIFICALLY EXCLUDES ANY SOFTWARE REQUIRED FOR THE OPERATION OF OR INCLUDED IN A PRODUCT. WHEELOCK MAKES NO REPRESENTATION OR WARRANTY OF ANY OTHER KIND, EXPRESS, IMPLIED OR STATUTORY WHETHER AS TO MERCHANTABILITY, FITNESS FOR A PARTICULAR PURPOSE OR ANY OTHER MATTER.

USERS ARE SOLELY RESPONSIBLE FOR DETERMINING WHETHER A PRODUCT IS SUITABLE FOR THE USER'S PURPOSES, OR WHETHER IT WILL ACHIEVE THE USER'S INTENDED RESULTS. THERE IS NO WARRANTY AGAINST DAMAGE RESULTING FROM MISAPPLICATION, IMPROPER SPECIFICATION, ABUSE, ACCIDENT OR OTHER OPERATING CONDITIONS BEYOND WHEELOCK'S CONTROL.

SOME WHEELOCK PRODUCTS CONTAIN SOFTWARE. WITH RESPECT TO THOSE PRODUCTS, WHEELOCK DOES NOT WARRANT THAT THE OPERATION OF THE SOFTWARE WILL BE UNINTERRUPTED OR ERROR-FREE OR THAT THE SOFTWARE WILL MEET ANY OTHER STANDARD OF PERFORMANCE, OR THAT THE FUNCTIONS OR PERFORMANCE OF THE SOFTWARE WILL MEET THE USER'S REQUIREMENTS. WHEELOCK SHALL NOT BE LIABLE FOR ANY DELAYS, BREAKDOWNS, INTERRUPTIONS, LOSS, DESTRUCTION, ALTERATION, OR OTHER PROBLEMS IN THE USE OF A PRODUCT ARISING OUT OF OR CAUSED BY THE SOFTWARE.

THE LIABILITY OF WHEELOCK ARISING OUT OF THE SUPPLYING OF A PRODUCT, OR ITS USE, WHETHER ON WARRANTIES, NEGLIGENCE, OR OTHERWISE, SHALL NOT IN ANY CASE EXCEED THE COST OF CORRECTING DEFECTS AS STATED IN THE LIMITED WARRANTY AND UPON EXPIRATION OF THE WARRANTY PERIOD ALL SUCH LIABILITY SHALL TERMINATE. WHEELOCK IS NOT LIABLE FOR LABOR COSTS INCURRED IN REMOVAL, REINSTALLATION OR REPAIR OF THE PRODUCT BY ANYONE OTHER THAN WHEELOCK OR FOR DAMAGE OF ANY TYPE WHATSOEVER, INCLUDING BUT NOT LIMITED TO, LOSS OF PROFIT OR INCIDENTAL OR CONSEQUENTIAL DAMAGES. THE FOREGOING SHALL CONSTITUTE THE SOLE REMEDY OF THE PURCHASER AND THE EXCLUSIVE LIABILITY OF WHEELOCK.

IN NO CASE WILL WHEELOCK'S LIABILITY EXCEED THE PURCHASE PRICE PAID FOR A PRODUCT.

Limitation of Liability

WHEELOCK'S LIABILITY ON ANY CLAIM OF ANY KIND, INCLUDING NEGLIGENCE AND BREACH OF WARRANTY, FOR ANY LOSS OR DAMAGE RESULTING FROM, ARISING OUT OF, OR CONNECTED WITH THIS CONTRACT, OR FROM THE MANUFACTURE, SALE, DELIVERY, RESALE, REPAIR OR USE OF ANY PRODUCT COVERED BY THIS ORDER SHALL BE LIMITED TO THE PRICE APPLICABLE TO THE PRODUCT OR PART THEREOF WHICH GIVES RISE TO THE CLAIM. WHEELOCK'S LIABILITY ON ANY CLAIM OF ANY KIND SHALL CEASE IMMEDIATELY UPON THE INSTALLATION IN THE PRODUCT OF ANY PART NOT FURNISHED BY WHEELOCK. IN NO EVENT SHALL WHEELOCK BE LIABLE FOR ANY CLAIM OF ANY KIND UNLESS IT IS PROVEN THAT OUR PRODUCT WAS A DIRECT CAUSE OF SUCH CLAIM. FURTHER, IN NO EVENT, INCLUDING IN THE CASE OF A CLAIM OF NEGLIGENCE, SHALL WHEELOCK BE LIABLE FOR INCIDENTAL OR CONSEQUENTIAL DAMAGES. SOME STATES DO NOT ALLOW THE EXCLUSION OR LIMITATION OF INCIDENTAL OR CONSEQUENTIAL DAMAGES, SO THE PRECEDING LIMITATION MAY NOT APPLY TO ALL PURCHASERS.