

The Independent American

The Magazine

For a Free Life

Volume 1, Number 6

March/April Issue

The Enfield Rifle

by Douglas P. Bell

Continuing with the survival gun articles being run in *The Independent American*, I thought a look at the Short Magazine Lee Enfield (SMLE) rifles currently on the market might be worth while.

There are three main variations on the market now, the No. 1 MK III in .303 British, the No. 4 MK I (and MK II which is basically the same and is covered fully later in the text) in .303 British and the Indian made Ishapore No. 1 MK III in 7.62x51 NATO, commercially Known as the .308 Winchester. Each model will be covered fully here and we will start with a brief history and variations of the .303 rifles first.

The rifles currently on the market are divided into two major types, the No. 1 and the No. 4. Irregardless of the model numbers, all of these rifles are called



2 variations of the Lee-Enfield rifle. The SMLE No. 1 and No. 4

S.M.L.E. (Short Magazine Lee Enfield — pronounced “smelly”) or simply Lee Enfields. While most of the modifications between the No. 1 and No. 4 were minor, involving the size/shape of the bolt, barrel, bayonet type or manufacturing modifications, the No. 1 and No. 4 have almost no interchangeable parts except for screws and swivels.

The two basic models of the SMLE are Known as the No. 1 MK III and No. 4 MK I. The major differences are the

No. 1 has a round receiver with the rear sight on the barrel and the nose cap at the muzzle, while the No. 4 rifle is flat on the left side of the receiver and has the rear sight mounted on the receiver bridge with about 4” of barrel showing at the muzzle.

(continued on page 6)

Table Of Contents

The Enfield Rifle -----Page 1

Table Of Contents -----Page 2

About This Issue -----Page 3

Book Reviews -----Page 13

The Brushfire News -----Page 18

EVACUATE! Lessons Learned Page 25

Caching - Choices And Considerations
-----Page 32

Red Or White Propellant -----Page 37

The Get-Together/Classifieds ---Page 42

Public Announcement -----Page 44

Info-Line -----Page 45

About Plants -----Page 51

Firearms and Survival -----Page 56

The Kiss-Off Commentaries ----Page 61

Projects For Home And Life ----Page 67

Russia Deploys New ICBM -----Page 72

What's In The News? -----Page 73

Product Reviews -----Page 75

Live Free Or Die -----Page 76

The Independent American

The Magazine For A Free Life

Editors: Douglas Paul Bell
Corcceigh Green

Contributing Editors:

Hari Heath
Glenn Boman
Pug Mahone
Tom Icom



Page 51

Subscription rate for *The Independent American* is \$15.00 for 1 year, 6 issues, *The Independent American* is published bi-monthly.

To subscribe send a money order to:

The Independent American
P.O. Box 1894
Iowa City, Iowa [52244]

The Independent American
copyright 2004

No part of this publication may be reprinted without the permission of the owners or authors of this publication.

About This Issue



Corceigh Green, junior editor.

Much thanks to Pug Mahone for the history of April 19th.

Ta failte romhat go An hAmeiracach Neamhspleach. Excuse me. What I mean is welcome to The Independent American. You might have noticed the green borders and headers. March and April are upon us. St. Patrick's Day and Easter are coming up, so excuse the bit o' Geailge.

You'll also notice some Christian icons at the end of some of our articles. Sorry, no bunny rabbits. Did you ever wonder what bunny rabbits had to do with the crucifixion and resurrection of Christ? As far as that goes, what does the term Easter have to do with The

Resurrection?

Easter is a derivative of Ishtar, a middle eastern goddess of fertility. The symbols of brightly colored eggs and rabbits are Mediterranean and middle eastern signs of fertility. In commemorating Christ's resurrection, we are publishing Christian icons at the ends of articles with this issue. By the way, the rabbit that passed those eggs must have been *very* odd!

Don't think that we aren't just tickled to death at the thought of First Amendment hating liberals clutching their chests and pulling their hair out when they see this issue. We hope for that with every issue as a matter of fact. We love hearing about the hair pulling, bladder emptying, spasmodic liberal antics induced by our publication so much that we are announcing a special offer with this issue. If you happen to see an incident in any publication other than ours that reports on any liberal reaction to the Christian icons printed in *The Independent American*, clip it out or copy it and send it to us at: The Independent American, c/o P.O. Box 21, Fernwood, Idaho, non-domestic [83830] and we'll give you a free one year subscription to *The Independent American*.

Beside St. Patrick's Day and Easter, another important event is approaching in April. April 19th seems to be a pivotal point in history. On April 19th, 1775, English marines were dispatched to Concord and Lexington to steal privately held arms from colonials who were forming militias in defense against rising tyranny. Up to this point, all other evils inflicted upon colonials were suffered by the people. By sending troops to steal private arms, however, the English

crown crossed the line in the sand that Americans would not suffer.

On Concord Green, the English marines were met with the shot heard 'round the world. More than a year before the signing of The Declaration of Independence, Americans had begun the hard and bloody task of blasting tyrants from their land.

A little more than 200 years later the servants of an American government had disregarded the constraints placed upon them by our Constitution and without due process had murdered Sammy and Vikki Weaver and the family dog. These government servants then attempted to murder Randy Weaver and Kevin Harris. Had they been successful, it is doubtful that the Weaver's surviving daughters would be here to tell the story today. After viciously attacking and murdering members of the Weaver family, many of the same perpetrators (such as Lon Horiuchi) moved onto a new assignment at Waco, Texas.

It was another April 19th. This time the year was 1993. Members of the Mount Carmel Church of Waco, Texas were targeted by government for their alternative lifestyle. After weeks of enduring a siege, being surrounded by tanks, snipers and blood thirsty, machine gun toting ATF automatons, the Church was assaulted and incendiaries used to ignite a fire. 93 men, women and children were gassed, burned and/or shot to death.

April 19th, 1993 was a wake up call to Americans. The mass murders at Waco, Texas exposed government for what it really was. As George Washington told

us, "Government is force.". Outside of the bounds of our Constitution, which constrains it's force, government is murderously criminal!

At first, government, backed by it's propaganda arm, the main stream media, received accolades and praise from the bleating sheep, led by that main stream media. It was a fortunate period in history, however. Patriot organizations using shortwave broadcasts, satellite communications and the internet were able to place the truth before much of the public.

With America's most unpopular president in the white house and an obvious cover-up of the facts of the Waco mass murders, the public began to wake up to the threats from within America and resistance to the policies of tyranny began to become organized.

April 19th, 1995. The Oklahoma City atrocity. With the demolition of the Alfred P. Murrah federal building and a propaganda blitz via the controlled media, many of the sheeple stepped in line with the anti-American philosophy that the little guy should never criticize government.

Just as with the mass murders of Waco, the American people were very blessed to have an alternative media able to disseminate truth. In spite of attempts to blame Militia organizations for the bombing, patriots are able to prove that government itself had to have at least had a hand in the demolition. Don't like hearing that? We would be happy to bring forth witnesses and evidence to the American people.

April 19th, 1995. Government needed an incident focusing the attentions of Americans away from the anniversary of the Waco mass murders. Government staged the event they needed and made themselves look like the victims.

Americans need to remember the events that April 19ths of the past have brought. As we are approaching this April 19th, America is again battling the policies of tyranny in the form of two misnamed "PATRIOT" acts and legislation seeking to negate American liberties rather than control our borders and threats from without.

A day spent at the shooting range and in educating our children as to what April 19th has meant in the past would seem in order. Let's remember April 19th this year.

In this issue our senior editor, Douglas Paul Bell leads us out with the article, *The Enfield Rifle*. The Enfield rifle in it's variations have served as a battle rifle throughout most of the 20th century. From the last days of England's empire to the deserts of Afghanistan, these rifles have proved their worth. In the hands of freedom fighters, they have been instrumental even against more modern weapons, such as the Kalishnikov in the Soviet invasion of Afghanistan. They have shot black and tans out of Irish glens and are still employed today by "one shot Paddy" with great efficacy. With their record of success, should one be in your future?

Douglas Bell also contributes the article, *Caching-Choices and Considerations*. Independent Americans definitely need to know about caching. You will obviously want to read several books on the subject, but there are considerations not written in most books. This article will help you in these regards.

I've recently experienced a situation at my homestead that has taught me some valuable lessons in survival planning. I am passing these lessons on to you in the article, *Evacuate! Lessons Learned*.

Spring time is gardening time. What? You have no experience gardening? Well here's how you start out. Read the *About Plants* column in this issue.

Continuing our series of articles concerning the home manufacture of your own cartridge propellants, just in case, we are also presenting the article, *Red or White Propellant*. As you know we at *The Independent American* have been greatly concerned over attempts to ban or tax ammunition. We feel that in case ammunition becomes largely unavailable to Americans, we will need a means to manufacture what we need.

This installment of *Info-Line* tells our readers, *Where To Find Sources For The Real News*. Whether you decide to use C-band satellite, shortwave radio or the internet to find patriotic American broadcasts, this entry will tell you how to tune in.

Of course, we have the rest of our *Independent American* writers contributing to this issue, as well. Read our pages, learn and prepare. We're here for you.

Enjoy our 6th issue to you and as always, May you never need the information herein, but may it prosper you and see you through any situation.



(continued from page 1)

In 1939 the No. 4 rifle was approved but did not actually become available until 1941. The major changes included a heavier receiver and barrel, a rear peep sight mounted on the rear receiver bridge, and the barrel extending beyond the end of the stock.



The SMLE No. 1 receiver (top) does not have the peep sight as does the No. 4 (bottom).

This was the main battle rifle of both Britain and Canada where the rifles were manufactured. The Australians continued to use the No. 1 through out both WWI and WWII, as did India and a world wide total of about 6.5 million No. 1 MK III and 1.72 million No.4 rifles were produced in .303.



The SMLE No. 1 on the left has a protective muzzle cap. The feature was not included on the SMLE No. 4.

In addition to the No. 1 MK III, No. 4 MK I (the No. 4 MK II was made from No. 4 MK I rifles by having the trigger mounted on studs welded to the receiver rather than being mounted on the trigger guard), and No. 5 MK I Jungle Carbine, there were other models or variations made as well. Several of these turn up regularly as surplus so you should be made aware of them.

After WWI there was a “.410 Musket” made in India by boring out the barrels of substandard rifles and chambering the rifles for the .303 British case blown straight out, which while 0.3” shorter than the 2 1/2” .410 shotshell, is almost identical in size and shape. These were to be used by police or guards in urban areas where it would be dangerous to use the .303. These are often found bored out for the 2 1/2” or 3” .410 shotshell, but if in doubt have a gunsmith check the chamber length and rechamber if needed. The No. 5 MK I Jungle Carbine had a 18.75” barrel with flash hider and bayonet lug, while the forend was shortened and the forward handguard was removed completely. The buttstock has a small hard rubber buttplate to help with the rather heavy recoil. The rifle is fairly scare on the surplus market in original condition although there are quite a few replicas of the No. 5 made from No. 4 rifles.

Over one million No. 4 MK I* rifles were made in the US by Savage at their Stevens plant and many are marked “U.S. PROPERTY” for the lend-lease program, making this one of the most common No. 4 rifles. The Long Branch Arsenal in Canada turned out over 600,000 and the British made about

120,000 as well.

The Pattern 1914 Enfield rifles were in fact a Mauser action and not a Lee-Enfield at all. The P-14 was made both by Remington and at the Remington run Eddystone Arsenal, as well as by Winchester, but these rifles never actually saw service until 1916, and then only to a limited extent, mostly as a sniper rifle. When modified to use the .30-06 cartridge, the rifle is known as the P-17 Enfield and saw more use by front line US forces in WWI than did the 1903 Springfield rifle.

In December 1933, the 7.62x51mm (.308 Winchester) cartridge was adopted by the British for the FN-FAL rifle. Australia converted several No. 1 rifles to the 7.62x51 but the action, while fine for the .303, proved to be not strong enough for the .308 cartridge. However the No. 4 action, which had been beefed up, was able to handle the .308, so the No. 4 rifles were converted to 7.62x51 by the addition of a new barrel, extractor, and magazine (clip). The No. 4 military sniper rifle was used from 1934 to 1992.



The SMLE No. 4 was converted to fire the 7.62 NATO cartridge and equipped as a sniper rifle.

British rifles have undergone a rigorous inspection and proofing system to insure that the weapons are safe to shoot. American commercial ammunition for the .303 British is normally loaded to comparable military velocities and currently imported rifles should be safe. If there is any doubt about the safety of a

rifle, have them checked by a competent gunsmith, especially for headspacing and erosion of the barrel in front of the chamber. Handloaders should adhere to the loading manual recommendations. The .303 British uses the same diameter bullet as the 7.7 Jap and 7.63 Mauser, a bullet of .311" - .312".

In addition to the various military models, there are various modified versions of the .303 rifles available as well, more so for the No. 4 than the No. 1. The major variations found for the No. 1 is a copy of the experimental Australian "No. 6 Jungle Carbine" with a 20.5" barrel and a No. 5 flash hider fitted for total length of 39.5". The No. 1 "Tanker Carbine" is the No. 1 cut back to 39" overall with a 20" barrel, while the stock and military hardware has been refitted, so the rifle looks the same except shorter. The "Sporter" model is simply the No. 1 fitted with a plastic monte carlo stock.

The major, at least for now, replica and "sporter" model No. 4 rifles are as follows: a No. 4 Mk I "Carbine", which is the No. 4 with a cut down barrel and stock which has had the metal hardware set back so it looks like the regular No. 4 except shorter. The "Standard" No. 4 "Sporter" is the No. 4 with the forearm stock cut off just ahead of the forward swivel band, while the No. 4 "Deluxe Sporter" is simply the rifle fitted with a zytel plastic stock.

The No. 5 Jungle Carbines usually found on the market now are replicas made from No. 4 rifles and have no collectors' value. Fitted with a No. 5 style rubber butt and flash hider, these ersatz No. 5s would make a good knock about rifle

with no worry about affecting the value of the rifle.

To load the SMLE, a five round stripper clip is used, although the cases can be fed one at a time by hand. To get the stripper clip to feed the cartridges into the rifle properly, you need to know how to put the .303 cartridges in the clip which is fairly simple. The first, third and fifth cartridges, or left, right and middle cartridges if you prefer, need to have their rims against the back of the clip, while the second and fourth cases have their rims in front of the others. The rims will be down, up, down, up, down as viewed from the side. It's actually very easy to do and if you load a clip up it will be easy to figure out once you get started.

Reloading the .303 case for use in the SMLE is fairly easy to do, but a few tricks will make it easier. First off the chambers of the .303 rifles are normally oversized, from a little to a lot. This was so the rifle would function even if the cartridges had been dropped in the mud or the chamber was filthy, the cases would still go in, and the .303 being a rimmed case, fire.

The chamber is generally much bigger around than is needed, so to center your .303 cases in the chamber, wrap the bases with masking tape so the case will swell up all the way around and not just on one side. Another trick is to use new .30-40 Krag cases resized in a .303 resizing die, as the krag case is slightly larger at the base (just in front of the rim) but otherwise very close to the same size.

The other thing to remember is the

chamber is also much longer than it needs to be, but as the .303 British cartridge is a rimmed case, this doesn't matter as far as shooting goes. The case headspaces on the rim and not the shoulder as do rimless cases, like the .30-06, .308, or .223, so the chamber length was not of as great a concern as long as the cartridge would fire and extract properly. Since the British used the berdan primed case and discouraged reloading anyway, they didn't care if the case was ruined or not, as long as the rifle worked when needed.

The reason you should be aware of the aforementioned points, wider and longer than needed chamber, is the .303 can be reloaded several times with no problems if you don't set the shoulder back or resize the body too much. When the cartridge is fired, the case will swell up to fit the chamber and the shoulder will blow forward, in some chambers from an eighth inch to as much as a quarter of an inch in extremely oversized chambers.

When any case swells up to fit the oversized chamber and is then squeezed back down to the size the manufacturers have decided on for the sizing die, the case is cold worked or work hardened. Think of bending a wire clothes hanger back and forth in your fingers, after a time the wire will harden and break. The brass case when swelled up and squeezed down will react the same, sooner or later the brass will get hard and the case will either split a neck, or the case will break in two in the rifle with only the back half being extracted while the front half is stuck in the rifle's chamber. If this happens you will either have to see a gunsmith or get a broken case extractor to remove it. DO NOT try

to use a screwdriver or wire to try to pry it out, although a tight fitting brass bore brush may pull the broken case out.

To reload for the .303, set the reloading sizing die back far enough so that it will just touch, but not set back, the case shoulder. You also want the minimum case body sizing that you can get and still have the case chamber in the rifle it was fired in. If you have more than one .303 rifle, you should mark your cases so as to keep them separate when reloading so the cases are used in the same chamber each time. This is so variations in the chambers won't allow some cases to chamber but not others, which usually happens just when you need everything to work perfectly, either while match shooting or hunting.

After being reloaded a few times with just neck resizing, the cases will start to get "sticky", that is they won't extract easily and the case will need to be resized more fully. Here again you will want to resize the case as little as possible so as to not work harden the case any more than necessary, as the reason they are sticking is the case is getting hard and it isn't springing back as much as it used to. This would also be a good time to anneal the case as well.

To anneal (soften) a case there are various methods and they all will work. The most often recommended method is to put the deprimed cases (you want the water inside the case as well so they need to be deprimed) in water about half way up the case, and then to gently play a propane torch over the cases until they just start to turn red. The problem is it is very easy to get the cases much too hot which will ruin the case, or not hot

enough which does nothing to soften the case so you are back to where you started with. A too hard case.

A simple method that will also work and has almost no danger of harming the case, is the lead dip method. The lead can be of any type, wheel weights available free from most any gas station will work fine. The lead can be easily melted in a tin can on a camp stove outside so the better half doesn't get mad at you for stinking up the house and coating the kitchen with lead particles.

While holding the case by the rim, dip the case into the molten lead. When the case is uncomfortable to hold you turn and drop the case into a bucket of water, **WELL AWAY FROM THE MELTED LEAD** to cool it. Keep any water away from the molten lead as any water will be turned to steam and the lead will erupt. The head of the case will not be softened by any temperature that a person can withstand bare handed so this works just fine for annealing cases. Avoid breathing the lead fumes and always wash your hands after handling any lead.

Just like the chamber, the bores will vary as well. While the specs call for a .311" to .313" bore, the bores can vary up to .318" on some rifles! The best way to see what bullet diameter you need is to upset a soft lead ball in the muzzle and force it through the barrel. Measure the slug to see what size bullet you need.

Most reloading dies have a neck expanding ball of .312" and may be slightly too large for the .311" bullets designed for the SKS. This seems to be a "try it and see" type of thing, so if the

case neck is too loose to use the .311” bullets you will need to either polish the expander down slightly or you can just buy a new expanding rod and ball in the diameter you want.

If the company doesn't have the size you want, just buy a rod and ball for any of the .30 caliber cases (such as for the .30-40 Krag, .308 or .30-06) and use a .308” expander which seems to work fine. This does have two drawbacks, one the case neck is worked more, and two, bullets really aren't that good a neck expanding tool, but like I said, it seems to work out fairly well if you are careful and anneal the necks every few shots or so.

Lee Reloading has a collet die set for the .303 that presses the case neck against a mandrel instead of squeezing the case neck down and then expanding it back up to the desired size which should keep work hardening of the neck to a minimum. Since this die neck sizes only, you can only reload cases that are going to be fired in the same rifle they came out of. Also this die set doesn't crimp.

So much for the .303 British rifles, now we will talk about the 7.62 NATO (.308 Win.) chambered rifles on the market. As was said earlier, the No. 1 MK III .303 Enfield, as used by both India and Australia in both WWI and WWII, was tried by both the Indian and Australian governments to be converted to the 7.62x51 in the early 1950s but the actions, while fine for the .303 British, proved to not be strong enough for the pressures generated by the 7.62 NATO round.

The British No. 4 Enfield, as built by Savage or Stevens in the US, Long

Branch in Canada, and various arsenals in England, had a beefed up receiver and did prove to be suitable for the 7.62 NATO. Many No. 4 rifles were converted to 7.62x51 for snipers and target shooters by the simple change of adding a new barrel, extractor and magazine and were used by the British military until 1992.

The Ishapore (India) Arsenal No. 1 MK III 2-A Enfield in 7.62 NATO is NOT a converted or rebarreled .303 No. 1 Enfield as so many seem to think, but a completely new and purpose built rifle made out of modern chrome vanadium steel designed specifically for the 7.62x51.



The Ishapore No. 1 MK III 2-A is a purpose built rifle made from modern steels to accommodate the .308 Winchester cartridge.

Starting in 1963, India at the Ishapore Arsenal (also called “RFI” for “Rifle Factory Ishapore”) started making the No. 1 MI III rifles specifically for the 7.62x51 NATO cartridge. The Ishapore Arsenal had continued to make the No. 1 MK III in .303 British since at least the beginning of WWII, and as the Indian government wanted a rifle for police and local militia groups that used the same cartridges as the newly adopted FN-FAL, they simply converted the machinery from the .303 No. 1 to a completely new .308 No. 1 rifle made out of modern steels.

These rifles were called the “No. 1 Mk III 7.62MM MOD 2A”. Production lasted until 1976 and there were about 250,000 made. These were the last SMLE (Short

Magazine Lee Enfield) rifles ever made.

Both the .303 and .308 Enfield rifles have a 25.2" barrel, are 44.5" long and weight between 8.6 lbs and 9 lbs depending on the type of stock wood used and wood density. While the differences are minor between the .303 and .308 No. 1 Enfield rifles, the receiver parts may not interchange between the two No. 1 rifles and almost no parts are interchangeable between the No. 1 and No. 4 Enfields of any type. The first and most obvious difference between the .303 and .308 rifle is the .303 British ten round magazine is rounded and slopes toward the front of the rifle at a fairly sharp angle to accommodate the rimmed .303 British cartridge, while the 7.62x51 2-A has a squared off, sharp cornered twelve round magazine.

While the 7.62 2-A receiver is the same size in length and diameter as the .303 No. 1 receiver, it has a completely different stripper clip charger bridge, with the .308 ejector screw in a different spot so most, if not all, .303 No. 1 scope mounts will NOT fit the .308 action. Both B-Square (which offers an "EER" or "Extended Eye Relief" mount that replaces the rear sight) and Catco (which has a receiver mount) make "no-gunsmithing" scope mounts for the 2-A 7.62 rifles so scoping them is not a problem.

If you want to use stripper clips to load the rifle, it is very easy to do. Because the 7.62/.308 use the same rim size as the 7mm/8mm Mauser and .30-06, you can use any stripper clip made for those cartridges here. Just remember to push down on the rear of the case, NOT the

front. If you want to scope the rifle and still use stripper clips, you will need to use the B-square mount that replaces the rear sight, which if you learn to shoot with both eyes open, is a very fast system to use to shoot accurately.

As was noted above, there are several variations of this rifle being made here for the US market. The 2-A Enfield "#7 Jungle Carbine" has a 20.5" barrel with a #5 Jungle Carbine funnel type flash hider added, with an overall length of 40" and weight of about 8 lbs. The "Tanker Carbine" looks much the same as the regular No. 1 except the barrel has been shortened to 20" with the forearm shortened and the metal hardware set back to approximate the looks of the original gun.

Two so called "Hunter" rifles are also offered, with Advanced Technologies zytel synthetic (plastic) stocks. The Carbine has a 18" barrel with an overall length of 38", a weight of just under seven pounds and fitted with a scope mount and Parker-Hale type muzzle break, but no iron sights. The rifle version is basically the same, except it has a 22.5" barrel which boosts the overall length to 42.5", with the same muzzle break and scope mount, but it is also fitted with a bi-pod which ups the weight into the ten and a quarter pound class. The "Deluxe Sporter" is the 2-A with the military wood and hardware removed and fitted with the AT plastic stock but with the iron sights still in place.

A word of warning here! Some of the Advanced Technologies zytel stocks I've bought for the No. 1 Enfield had warped forends. The company readily admitted

they had cooled some lots of stocks too quickly and the stocks had warped, but went right ahead and sold the stocks anyway. The company was just waiting to see if anyone complained about the stocks being warped, and if someone did complain, the company was more than willing to replace the defective stock, but if the buyer didn't complain, well that was the buyers tough luck! Also the AT zytel (plastic) stocks weigh as much as the military wood stocks with metal hardware do, so there is no weight savings by going to the plastic stock.

The AT butt stocks are fine for the .303 Enfields but since the .308 2-A Ishapore butt stock sockets are slightly different, you will need to fit the AT butt stock to the 7.62 rifle which takes only a few minutes to do with a wood rasp. Actually these rifles look very good with the standard military issue butt and the AT plastic forearms. Not only do they look sporty, but most people would never realize that it was a military rifle and not a sporting rifle they were seeing.

All 2-A rifles I've seen (about a couple dozen) have had beautiful bores with no signs of pitting or wear. With the 25.5" barrel they are also quite well balanced and easy to shoot. The eight and a half to nine pound weight keeps the recoil to a very mild level and with the rear locking action, the bolt throw is kept well shorter than most other bolt action rifles of similar cartridge length, so it is very quick. All of the 2-A rifles I've shot have been quite accurate and I've had no problems with any of them.

Here is the wrap up of the Lee-Enfield rifles. As many surplus Lee-Enfields have found their way into American

hands, it is a worth-while subject to cover. And if you are considering one for your battery, you now have the information you need to keep it working.



Advertisement





For when starting a fire is a matter of life and death, you need the fire starter that will never fail.

Montana Antler Craft fire starters will start that fire even under adverse conditions. Just when you need a fire the most.

Fire starters come in four sizes. Small, Medium, Large and heirloom. For more information and price list write to:

Montana Antler Craft
P.O. Box 281
Fernwood, Idaho 83830

Or call: (208) 245-8015



Home Workshop Guns:

The .22 Machine Pistol

Reviewed by Douglas P. Bell

“Home Workshop Guns For Defense And Resistance - Volume III - The .22 Machine Pistol” by Bill Holmes (Paladin Press, POB 1307, Boulder. CO 80306. 1995. 8 1/2” x 11”. 70 pages) is an excellent book that everyone who is worried about the government coming in and taking their guns should have on the shelves.

OK. there are a few problems with the book, the drawings could be better, a problem with the entire series, and there are eight blank pages. and this isn't a “file and hacksaw” gun, at least in it's current, legal form. Naturally there is the standard disclaimer that if you try this, you are on your own, and Bill and everyone else takes absolutely no responsibility for your actions, which is as it should be.

Bill lists the machines he has in his shop, a new Chinese made 12” x 36” geared head lathe with cam-lock spindle and 1 5/8” spindle hole. A Taiwan-made floor mounted milling machine with 30” table. He also bought a 4” x 6” metal-cutting band saw but wishes he had bought a larger model now. A heli-arc welder and oxy-acetylene torch set. Why the list here? Because it will take approximately two to four hours of mill work, and about the same in lathe work, and maybe 30 minutes of welding to make the gun listed here. It will, of course, take longer if you are using a file, hammer and hacksaw to do it all.

If you are worried by the Marines being questioned if they would shoot their fellow Americans so they could take our arms away from us (something like 36% said they either didn't care one way or another or thought it would be wonderful to try at least!), then I recommend you buy all the books in the “Home Workshop” series, at least while they are still legal to buy and own.

Countdown 2000

reviewed by Douglas P. Bell

“Countdown 2000 5-4-3-2-1” by Robert & Judy Such (R.E.L.N.. POB 3283, Palm Desert, CA 92261, 1995, 8 1/2” x 11”, 7 pages) is your standard New Age the world is coming to an end, send us all your money scam. Well OK. not ALL your money, just \$25 a year for a six issue subscription to Countdown 2000. Single issues are a mere \$5.00 each. Such a bargain.

Lets see, six times 7 pages equals a whopping 42 pages of information that is supposed to keep you alive through “an all out nuclear Third World War.. .major upheavals including devastating earth quakes, volcanoes, inundations of continents by the sea, and a shift of the Earth's magnetic poles.” WOW! All of that covered in just 42 pages a year! No wonder they

want \$25 a year for it!

Why I didn't think of this scam before I'll never know, of course I'd feel ashamed charging \$25 for a years' worth of this drivel too. If you are too stupid to find your butt with both hands in the dark, don't bother sending for a sub to this New (same ol') Age rip off, just go ahead and send the money straight to me at POB 1894, Iowa City, Iowa, 52244. It will do you the same amount of good for you and at least someone who could use it will get it.

THE ARMED OPTION

reviewed by Douglas P. Bell

"The Armed Option - Zen in the art of combat pistol craft" by W.W. Butler (Blacksmith Corp., Box 1752, China Valley, AZ 86323, 1993, 5 1/2" x 8 1/2". 149 pages) is a book that took some time to sink in fully and for me to really appreciate.

The first time I read it, it was sort of "Hmmm, Zen huh? Another get in touch with your feelings, touchy-feely type book." Plus the 65 photos, eleven of which are of rifles or submachine guns, one cliff, with several photos reused, and I was ripe to ignore the message. After awhile I reread the book and WOW! Was it ever an eye opener. Well, OK. that may be a bit of an exaggeration, but it really was mind expanding the second time through. Even some (but not all) of the photos fell into place, but some are still just filler.

The twenty combat pistol craft "Commandments" are well worth taking to heart. Things like "Trust your mind and body in an emergency. It is too late by then to think", "Never skimp on equipment, but do not substitute equipment for skill", "The unprepared man criticizes the prepared man until the enemy appears", and so forth, are all well worth thinking about.

The "Equipment" chapter has such items to think about as: "Purchase or use the best

equipment you can afford or obtain. A three hundred dollar pistol may offer the same performance as a seven hundred dollar pistol or even better. The operation and reliability of the arm is what is important".

"Become familiar with your weapon. Operate the safety and other operation levers, buttons, etc.~ until the handling and operation of all controls are second nature and can be done expertly under any conditions".

"What is the best pistol? The best pistol is one you have in your hand when you need it. The best pistol if you have a choice is semi-auto, single action trigger pull, .380 and up. down stroke safety, high profile sights, reliable operation".

"Caliber. The LOWEST caliber acceptable is the 9mm Luger or 9x19. THE LARGER THE CALIBER THE GREATER THE PERCENTAGE OF STOPPING CAPABILITY". (For more on the .45 ACP vs. 9x19 Para. debate, check out the Vol. 5, Number 1 Spring 1999 SMALL ARMS WORLD REPORT, where Quentin C. Shears does an analysis of the two cartridges. The .45 ACP walks away with it! Anthony Bisantz, the Army program manager for the 9mm program which chose the Beretta, in the rebuttal doesn't even TRY to make a case for the 9mm, as he states: "In conclusion.. give me 'ol slab sides' (M1911A1 .45 ACP) loaded with hollowpoints"!! The guy who picked the Beretta as the least bad 9mm for the US Army picks a .45 when it's HIS life on the line.

"Down Stroke Safety". The safety must move DOWN to go off, the "up to fire safety is unnatural and forgotten under stress. 'High-profile, black combat sights. The most consistent and accurate sighting system is the high-profile, plain black sight. There is not a technological sugar daddy which by simply mounting on the pistol allows us to disregard the basic principles of

proper use of sights. Practice, practice, practice!" "Function and reliability. Above all else a combat pistol MUST be RELIABLE and must FUNCTION properly under combat conditions".

If you carry a pistol or are thinking of carrying a pistol, buy this book! I recommend it highly!




The American Street Gang

reviewed by Douglas P. Bell

"The American Street gang - it's nature, prevalence and control" by Malcolm W. Klein (Oxford University Press. 1995. 6 3/8" x 9 5/8". 270 pages) looked good when I saw it, but turned out to be less than hoped for. The book bills itself as "a detailed accounting, through statistics, interviews and personal experience, of what street gangs are", while gangs are listed as "usually loose bodies of associates, with informal and multiple leadership."

If you find accounting as dry as dust, and especially writing about accounting as dull, pages of statistics and page after page of charts, graphs and organizational drawings, facts with all life sucked out of them, as boring as I do, then you probably won't get past the first two pages of this book. However, as your intrepid reviewer. I read these books for you so you won't have to, and this is one book you will want to avoid unless you are suffering from insomnia. Written by a government worker for other government workers, it is as exciting as watching paint dry, and you will learn absolutely nothing to boot. Avoid at all costs.



Shooting

Colt Single Actions

reviewed by Douglas P. Bell

"Shooting Colt Single Actions - in all styles, calibers. & generations" by Mike Venturino (MLV Enterprises, POB 914, Livingston, MT 59047. 1995, 8 1/2" x 11", 205 pages) is beautifully laid out, beautifully photographed, and wonderfully well written. This should come as a surprise to no one who is into firearms, especially the old black power era rifles and handguns, such as the various Colt single actions, as Mike Venturino is a staff writer for "Shooting Times" magazine and the sister publication, "Handgunning".

This book does more than cover the Colt SAA (Single Action Army) it also covers the early Colts, such as the Patterson of 1836, the Walkers, and the various other models of cap and ball pistols. The book also has a section on the cartridge conversions of the black powder pistols with photos of the original and the modern copies, with loading data for both.

I thought it was a nice touch to include a chapter on the contemporaries of the Colt SAA as well. Among others it includes the S&W Schofields, the Remingtons, the Merwin & Hulberts. While these weren't the only handguns of the time competing with the Colts, this is after all a book on the

Colt SA. not all the pistols of the 1836 to 1900 period.

With chapters on such things as variations, accuracy, conversions and mysterious blowups, along with black powder reloading information on the .45 Colt/S&W, .44-40, .44 Special/Russian, .38-40, .41 Long Colt, .38 Special/Long Colt, .32-20 as well as the cartridge conversions in .38 Long Colt and .44 Colt in both original and modern form, this is a must have book for the Colt or other period piece shooter.

For those who aren't yet Colt fans but who may want to get in to SA pistol shooting, there are chapters on such things as Cowboy Action shoots, shooting tips, leather. Colt clones and cleaning the guns. For anyone who is a Colt single action fan, this will be a must have book.

For those who simply want to know how to identify, shoot or reload for their Colt (or Colt copy) SA pistols, this would be an excellent book as well and one I would recommend to everyone who is interested in Colt firearms in general.



The Poor Man's Sniper Rifle

reviewed by Douglas P. Bell

Why, oh why, do I do this to myself? You'd think I would have learned by now, but nooooo. I still think that I'll find a good Desert Publications (div. of Delta Group) book to review and I get all excited about a book that sounds great, but when I actually get my hands on it to read, it turns out to be the usual load of droppings that one has

come to expect from Desert.

In case you were wondering, the book to be reviewed here is "The Poor Man's Sniper Rifle" by D. Boone, (Desert Publications., 1995. 5 1/2" x 8 1/2". 135 pages,) which is the current load of droppings (sorry, but there is no other word for it) to be delivered up to this reviewer. What I was hoping for was an expanded, multi-rifle version of the "Mosin Nagant Olympic Target Rifle Plan Set" by Stephen Fisher (100 NW 54th St., Ft. Lauderdale, FL 33309, 1994. 8 1/2" x 11", 68 pages) but what I got was just more Desert drivel.

Dan Boone. Get it? Dan'l Boone? Plus this guy is supposed to be a gunsmith, but if he is, he sure didn't waste any of his expertise here. As a REAL working gunsmith, I was not impressed with the knowledge shown here, either. Duncan Long read the manuscript and helped with tips on the Lay out, mainly because as far as I can tell. Duncan Long doesn't know what he is talking about, about guns or anything else for that matter, any more than Dan does. From this book, Dan Boone appears to be a "gunsmith" like Duncan Long is a firearms "expert"! The barrel crowning Dan recommends, and has a picture of being done, is a sure fire way to destroy the crown of any gun and then you will need the services of a REAL gunsmith to straighten it out!


So how do you make a poor man's sniper rifle? So you won't have to waste your money and time (I waste my time and money so you won't have to) reading this near unreadable load of waste product. I'll tell you. You buy a military surplus rifle in basically .30 caliber, 7.62 NATO/.308 Win., .30-06, .303 British, 7.7 Jap., 8mm Mauser or whatever, with a good bore (Dan recommends you order a rifle from a wholesaler out of the Shotgun News and then keep sending them back to the wholesaler until you get one you like with a good bore! Yeah that will endear you to

both the dealer and wholesaler!), and then glass bed the action and the first two inches of barrel in front of the action, then fit a B-Square or S&K scope mount. That's it. I mean that is IT! That's ALL there is to it!

The bottom line from here? With almost twenty blank or almost/should have been left blank pages. and at a cost of \$15.00 with no useful information contained therein. I can not in good conscience recommend this book.



ADVERTISEMENT



North Woods Traders old time radio programs. Old time radio programs manufactured on compact disks formatted specifically for your CD players. Many titles to choose from. For a complete list write to:

North Woods Traders
 P.O. Box 211
 Fernwood, Idaho
 [83830]

ADVERTISEMENT



The Shu Li™ Pouch is a bag that contains a mixture of powdered ingredients. The pouch is placed in contact with the skin, and held in place over a number of hours. The typical contact points on the body chosen would be the soles of the feet. However, it can also be used in areas where there is discomfort, for example: shoulder, back, knee, ankle, elbow etc.

Stimulation Of Meridian points:

The concept of stimulating acupuncture points at the base of the feet, for example, through reflexology massage, is well established. Meridians in Traditional Chinese Medicine may be understood as channels that link various parts of the body. Stimulation of points along such meridians, by the use of needles or massage, may stimulate other organs or bodily functions that are related to that meridian

Shu Li™ Pouch utilizes the Far Infra Red Radiation (FIR) effect of certain materials to generate that stimulus. FIR has been researched for many years in places like Japan, China, the US, and Sweden for a wide variety of conditions such as muscle sprains, strains, peripheral vascular diseases, arthritis, shoulder stiffness, menstrual pains etc. One effect of FIR is that it may replicate a cardiovascular training effect with people confined to a wheel chair, who are therefore unable to exercise in the conventional way. Some research has even suggested the idea that Infra Red stimulation of the cardiovascular system could be a possible means of maintaining cardiovascular conditioning in astronauts during long space flights.

We have designed the product for an overall longer lasting effect. Generally, the effect from the Shu Li™ Pouch ceases when all of the powder in the bag has absorbed moisture. The quantity of powder in each bag is very high. It contains 5 grams of refined wood vinegar, and other high quality ingredients. With the use of an absorbent bag material, each pouch will normally remain effective for at least 7 hours in use. After effective absorption of released toxins and moisture from the body has occurred, the particles within the pouch turn a deep brown in color and the pouch hardens somewhat.

For more information or to order, got to www.coral-online.com/kbushman
 or call 1-480-759 5110



In Lockstep with Fascism

by Hari Heath

Some may think fascism is too extreme a word to describe our current government. But what is fascism and where are we today? Most people are followers and want something to believe in. We are prone to believe in our government, even when there is something obviously wrong. And who could support fascism? But are we really living in a fascist country?

Fascism became a mass movement between World Wars One and Two. Primarily a European movement, it also had some influence in Japan, Argentina and Brazil. The common theme was an emphasis on a nation-state or race as the central regulator of the people's life and the undisputable authority of a leader, behind whom the people were expected to unite. Most fascist movements originated from socialist philosophies.

The Italian word *fascio* is derived from

the Latin *fascis*, a bundle of rods with an axe in it. It symbolized the power of the many united and obeying one will; the authority of a state which provides all law, order and national life.

Fascism is directly opposed to our original American philosophy and its emphasis on individual liberty, unalienable rights and the equality of all members of a society. Fascism extols the supreme sovereignty of the nation and the people's submission to the mandates of the state. The Italian fascists' slogan was "to believe, to obey, to combat."

Fascism is a political method of gaining and retaining power by violence and the suppression of all opposition. It exalts an attitude that promotes the fighting spirit, military discipline, ruthlessness, the prevalence of the strong over the weak and the immediate, blind obedience to the dictates of an authoritative leader.

Fascism and the Fasci

The word *fascism* was first used by Benito Mussolini in 1919. But its origins reach to the *Fasci Siciliani* of several decades earlier. The *Fasci Siciliani* were primitive trade unions of Sicilian workers and peasants in the early 1890's who worked for better labor contracts and to protect villager's lands. The *Fasci* were founded on socialist ideologies, but their lure was mostly practical. They obtained the allegiance of the people by challenging the low wages of the working class and the dominance of agriculture by large estates.

The upper classes in Sicily felt their monopoly of power was threatened by the strikes organized by the *Fasci*. In

1893, some peasants in Caltavuturo were killed when they occupied land they claimed was theirs. Retaliating, some public buildings were attacked and burned by the Fasci. The upper class and the police responded with more force to suppress the fasci movement.

In 1894 martial law was declared and Prime Minister Francesco Crispi sent troops to Sicily who arrested many of the Fasci leaders. Crispi used the public's fear of social revolution to strike at all "subversive" organizations.

Ironically, the Fasci, whose name became the root word for fascism, were the people who opposed Prime Minister Crispi and the ruling elite that behaved as fascists.

Two pillars of fascism

Mussolini brought fascism to Italy with a sweeping, violent revolution. He reigned for twenty years, imposing his brand of socialism with his "black shirts." He invaded Abyssinia and Albania to expand the Italian empire, but he was unable to develop a military force that could compete in the early World War II era. His regime was more chaotic than his German counterparts. Without a clear focus on his goals and a regime capable of employing them, he floundered.

Hitler was another matter. Well organized, the Nazi party destroyed their enemies and rose to power. With a totalitarian police state, Hitler became the embodiment of fascism. Enforced by his security police, the SS, all educational, artistic and media institutions came under his regime's control. The Hitler Youth Movement

indoctrinated the young. The Nazis sponsored a German Christian Movement and suppressed other churches. The Jews fared much worse. They lost their civil rights and much of their property was confiscated. First they were sent to ghettos and then to the camps.

Hitler's era was the pinnacle of classic fascism. He was the standard of that dark achievement. The brutality of his regime is forever etched in history.

Early fascism

The essential nature of what has become known as fascism has been around since the early civilizations. Human political structures usually revolve around some form of charismatic leader and a governing force which compels allegiance from the population, usually with force. Individual liberty and self-government are very new concepts in the timeline of human history. Fascism, as a word, is less than a century old, but the concept is timeless.

Human nature?

It appears to be human nature for certain members of humanity to engage in the creation of fascist regimes. Like other organized crimes, the benefits of fascism can be enormous for its perpetrators. And it also appears to be part of human nature to tolerate, even revere fascists. French political philosopher Frederic Bastiat summed it up best: "When plunder becomes a way of life for a group of men living together in society, they create for themselves in the course of time, a legal system that authorizes it and a moral code that glorifies it".

Fascism defined

Black's Law Dictionary, 4th Edition describes a fascist as: "A totalitarian; a believer in the corporate state; one opposed to the exercise of democratic methods or of civil liberties; high handed; embodying principles of syndicalism." The American Heritage Dictionary describes fascism as: "A philosophy or system of government that advocates or exercises a dictatorship of the extreme right, typically through the merging of state and business leadership, together with an ideology of belligerent nationalism." A more modern politically correct definition is: "...any nationalist and authoritarian movement...any system of extreme right-wing or authoritarian views."

Fascists and communists

Some fascists, like Mussolini, were anti-communist. This may appear to be the case when gleaned from their political rhetoric, but objective observation gives a different picture. Nearly all, if not all, communistic regimes are founded on the fascist tactics of violent revolution; suppression of opposition; rule by an iron hand and central control by the state. Communism is often founded by a charismatic leader.

Fascists similarly use communistic methods to implement and maintain their regimes. The operation of a nation-state which exercises complete control over the lives of the citizen; compelled submission of the citizen to the state; and a dominant single political party are trademarks of fascists and communists alike.

Communism and socialism

Communism and socialism is best measured with a thermometer. They differ only by degrees. Communists are blatant about their methods of domination and control. A single party regime has complete control over all property and the lives of its people. Individual liberty is a foreign concept to communism. The infrastructures of daily life are under the control of the state.

Socialism achieves the same goal but lets you think you are in charge and have control of "your" property. The principle behind the First Plank of the Communist Manifesto is the abolition of all private property and its conversion to a system of rents to fund government purposes.

You may be led to believe you can own property in the socialistic U.S., but who will own your property if you stop paying property taxes -- that "rent" on "your" property? Ultimately, who has control? This communist principle is achieved by the lesser degrees of socialism. Under straight communism, whatever property you get is allotted for your use but the state owns it.

Under our socialist state, you are allowed the illusion of "owning" property. But you must pay for the right to this illusion by purchasing the property. If you still think you don't live under the thumb of socialism, try completing a real estate transaction without state issued identification and a Social Security Number.

So-called health care is another subject where it is only a matter of degrees

between the two “isms.” Under communism, the state operates and funds the medical establishment as a state owned infrastructure. The citizen gets whatever healthcare the state chooses to provide.

Under socialism, funding is extorted through taxes and employer contributions. Some socialistic health care systems have the appearance of being private, but government controls them at many levels. This operates “typically through the merging of state and business leadership.” Agency regulations, healthcare provider licensing, HMOs, government mandated programs like Medicare, and the powerful pharma-cartel all “merge” to control your health options, usually for the benefit of those who profit most from disease. Under socialism, the citizen gets whatever health care the corporate state allows.

Whether provided by a communist state or imposed by socialism as a mandatory contribution to a state regulated enterprise, the end result is the same. There are only degrees of difference.

The corporate state

A fascist has been described as “a believer in the corporate state,” and fascism as “...a system of government that [operates]...typically through the merging of state and business leadership, together with an ideology of belligerent nationalism.” Doesn't that describe U.S. citizens and their government?

Corporations and financial interests have essentially purchased our elected officials and put them into power by

manipulating the election process. Congress and the executive/administrative branch of government, more often than not, serve the corporate interests that employ them. And the courts put the final nail into the coffin of our formerly free republic.

Positions within the agencies of government are routinely filled by former employees of the corporations they now regulate. This cozy corporate/state relationship is a handy way for dominant corporations to eliminate their competition -- a tactic of fascism.

And when U. S. citizens, those “believers in the corporate state,” need more resources, our government drums up some excuse to send our boys off hither in another act “of belligerent nationalism.” Are we fascists yet?

Capitalism vs. communism

In spite of proclaimed differences, fascism, communism and socialism are just different variations on a theme. But what about our beloved system of free enterprise and capitalism? Consider the following:

Communists use capitalist methods to accomplish their communist objectives, while capitalists use communist methods to accomplish their capitalist objectives. What nation is creating a massive expansion of capital and rapidly increasing their commercial infrastructure? Communist China. How? By mass merchandising around the world, beating their competition, capturing the market share, and reinvesting in their infrastructure. Isn't

that capitalism?

And what nations have fully implemented all ten planks of the Communist Manifesto and operate massive socialist administrations, which are only degrees away from communism? The U.S., Britain, and most of the other G8 “capitalist” nations (See *The Brushfire News/The Independent American* November/December issue.)

Ultimately, what are all these “isms” about? Power. And more of it, any way the perpetrators of a particular “ism” can get it.

Unfettering the Federalists

There are many points in the timeline of American history that we could consider as the emergence of U.S. fascism. But the so-called “Civil War” era began a quantum leap to unfettered power. Although “the Civil War was fought over slavery” is the programming installed at the public indoctrination centers we attended during childhood, the real story behind that conflict suggests other causes.

The northern states wanted to impose taxes on imported agricultural equipment which was used in the primarily agrarian south. The southern states preferred to buy European equipment that was less expensive than the equipment manufactured in the industrial north.

The contest reached a constitutional crisis when the southern states walked out of Congress and began a secession from the union because the northern states wanted to exercise powers in excess of the Constitution's authority.

President Lincoln began to unshackle the federalists from the chains of the Constitution by issuing Executive Orders. This included ordering a draft to fill the ranks of the Union army and calling a Union-only Congress into session. The draft was not popular, nor was his war.

The fascist Lincoln suppressed the protests of the draft in the north by meeting protesters with federal troops. A thousand New Yorkers were killed or wounded when protesting the draft for “Lincoln's War.”

The southern “Rebels” attempted to stop the northern “Union” from rebelling against the Constitution, but the federal fascists prevailed in America's bloodiest conflict and began the “Reconstruction Era.” The federalists now had their chance to usher in unfettered federalism. With the money powers of the north and the Industrial Revolution in full swing, private and public interests merged.

After reconstruction, the corporate state was further enriched by the land and resources acquired by westward expansion and the “belligerent nationalism” imposed on the west's native peoples.

The federal fascist dictatorship

The basic forms of constitutional government are used only for show purposes. We are not actually governed by anything constitutional. Congress exceeds its constitutional powers with great abandon. The President operates an executive regime that declares war and issues its own orders. The courts no

longer interpret laws in the light of the Constitution. They legislate with elaborate doctrines, in defiance of plain English and our fundamental Rights.

And the real power lies in the shadows. FEMA, the CIA, the Department of Justice, an unaccountable federal judiciary and countless agencies wield the fascists sword, or in the case of the fascies, an axe.

In true fascist fashion, swarms of federal agencies have been sent hither “with an ideology of belligerent nationalism” to control opposition and bring everyone into the fold of the corporate state.

Just as socialism isn't exactly communism, a single dictator doesn't lead our federal fascists. Keeping the outer appearance of constitutional form, a multi-headed fascist, administrative dictatorship has assumed the awesome power to regulate our national lives.

Never mind the Constitution's mandate that “all legislative power shall be vested in the Congress.” What has Congress become? A worse than useless debating society with a bottomless retirement fund? The Republican vs. Democrat theater maintains the illusion of a functional two party political system. What substantive differences do they offer?

Democrats and Republicans are the ruse by which the American people are fooled into believing they are not being ruled by a single party, totalitarian, fascist, communist/socialist regime.

Leaps and bounds in the age of terrorism

The agencies we have all come to know and love have now been merged into a super-fascist agency. Homeland Security is now the big business of our corporate state. And while we were paying our collective national attention to “We Got Him” and “Rat in the Hole,” the real terrorists, our single party corporate state, quietly passed Patriot Act II, with more fascist power mergers looming.

Where are we headed?

If we look past the programming we have been indoctrinated with, a pattern is emerging. In recent times, the fascists first went to Idaho and killed a mother and her son. Then they marched off to a church in Texas, laid siege, and burned it to the ground; men, women and children inside.

Then they went to Oklahoma and bombed their own building at the start of the workday. While Congress churned out more fascist state control acts, the Department of Justice pinned the tail on patsy McVeigh. As the score went from 2, to 86, to 168, the fascists blood lust grew.

Next thousands were killed as some prime real estate in New York City was destroyed. And the most secure military facility in the world was penetrated, without any defensive maneuvers, 55 minutes after the first “attack” and 37 minutes after the second plane hit. Quite a feat of event engineering and the mother of all cover-ups.

It laid the foundation for the next act of pre-planned national belligerence in some one else's oil fields.

But after that, what is next? Hints have already been dropped that those terrorists will be using weapons of mass destruction, dirty bombs and biological weapons. Is it really news, and who are the real terrorists? Cover-ups and lies dominate every official story of these recent events.

The FBI told us Timothy McVeigh blew up the Oklahoma City Federal building but they refuse, even under court order, to release the 22 video surveillance tapes that show what really happened. And the same FBI told us 19 Arab hijackers caused the events of 9-11. But the FBI hasn't explained why the hijackers weren't on the airlines passenger manifest or why 7 of those alleged hijackers are still alive. Who are the real terrorists and what's next on their fascist agenda?

Two paths

We can continue to have our fascist "protectors" amass even more powers while they plan their next event in the most extreme, evil, Hegelian manner. Or we can say enough is enough -- with the kind of force that tyrant fascists must heed. We will either, by conscious action, take the steps necessary to alter our current direction, or by default succumb to the plans of those who would have absolute power over us. The path before us is ours to choose, collectively and individually.

The limits of tyranny

Frederick Douglass explained our predicament and the choices we must make, by default or otherwise: "The

limits of tyrants are prescribed by the endurance of those whom they oppress. Find out just what any people will quietly submit to and you have found out the exact measure of injustice and wrong, which will be imposed upon them. Those who profess to favor freedom, and yet depreciate agitation, are men who want rain without thunder and lightning."

Our police state

Some have said only three per cent of the American colonists fought in the American Revolution. What will happen to the police when three per cent of the American people decide they can no longer tolerate living in a fascist police state. And what will the good people of America do to those fascists who have committed the atrocities that mark our times? Will a Fasci Americana emerge to challenge the federal fascists? And how will the federal fascists respond to a new American Revolution? Isn't it time we were brave enough to find out?

"Fascism should more properly be called 'corporatism,' since it is the merger of state and corporate power."

~Benito Mussolini



<http://theindependentamerican.freeyellow.com>
A small add this size in The Independent
American will cost you only \$3.00

Evacuate! Lessons Learned

by Corceigh Green

The chief editor of *The Independent American*, Douglas Paul Bell, has planned to write a series of articles based on the premise that it's the end of the world, your house is on fire and you only have time to grab one rifle on your way out. Which one will it be? He will then go on to give you the choices, calibers and the reasons why each one would be a good or bad choice. Well, I just happened to get a big wake up call in that area myself.

On the evening of January 4th I experienced a chimney fire that had me and mine loading survival gear into the vehicle and getting the pets ready to evacuate the house. While not the end of the world, this chimney fire had the potential to turn into a small scale catastrophe. As most catastrophes do, this catastrophe came at a most inopportune time. Being early January in the mountains of northern Idaho the temperatures were quite chilly. When the fire started and began to turn bad, the outside temperature had hit -8 below zero.

As the sun had just began to set behind one of the prominent Hoodoos (a range of foothills across the river from the homestead) light was beginning to fade and temperatures would drop to become much colder over the night. First thoughts was toward everyone's safety and to putting out the fire.

The fire was noticed just as it began. A

“poof” was heard within the pipes and then the sound of rushing air. This is a certain sign that a fire had just ignited. This was brought to my attention. I ran outside and down my driveway where I could see my chimney. There I witnessed great clouds of white smoke billowing out of the chimney's opening. I recognized this to be a sign of a fire burning through an obstruction of creosote. At this time, I felt that the fire was somewhat choked and could be blocked from a sufficient amount of air and be smothered out. Not having a lot of towels and rags on hand, we began soaking newspapers in water and throwing them into the stove. The wet news papers smothered the fire and coals inside the stove out all right, but didn't seem to produce enough steam to smother out the fire in the pipes.

Running down the driveway several times, while trying to smother the fire at the same time, I could see that the heavy white smoke had ceased and a clear column of pure heat was shooting straight up out of the chimney and converting to blackish smoke about a foot and a half above the column of heat. I knew from this scene, that the fire had burned through the creosote obstruction and was drawing sufficient air regardless of the stove's intake being closed, the fire in the stove being out, and the wet newspapers in the stove. This was because, though I had flue inlet rings around my pipe, the ring was not large enough to completely cover the flue's pipe inlet area. The chimney was still drawing air, not being completely sealed by the pipe.

I wetted more newspapers and tried to block off the open areas around the pipes

that were allowing air into the chimney. I could see that this was not going to work. In fact, sparks began to fly through the chimney opening. At one point, the chimney looked like a volcano! It was time to call the fire department, which I did, and I decided that it was time to tell everyone to get ready to evacuate.

Inside the house, pet carry cages were taken down and the cats were loaded and ready to leave. Survival kits packed in back packs were hauled out to the truck, as well as firearms, ammunition and reloading equipment. Lastly was personal keepsakes like the family Bible and photo albums.

Outside the house, the volcanic scene atop our chimney grew worse and I needed to get into the attic to be certain that the fire had not cracked the chimney's bricks and spread into the wood frame of the house. For this I needed a ladder which I store outside just opposite of one of the wood piles near the house. Unfortunately, the ladder is kept laying on the ground. Now January in Idaho doesn't just get cold. We get snow. Some folks would say a lot of snow and my ladder was under that snow. All three feet of it and impossible to spot from the surface. Kicking and digging around in the snow was not proving productive and I have still not found that ladder even as I'm writing this.

I decided that I was not going to find that ladder, so I directed my energy toward getting everyone ready to get out. At this time I finally caught a break. The eruption of sparks and embers from the chimney began to subside and eventually died out. The fire department showed,

but due to the amount of snow and the lack of light, they missed the driveway and headed down the road. They were unable to turn around on our small country road, so had to continue down toward the fork that turned toward Little Carpenter Creek to turn around. This isn't due to any lack of ability by our fire department. These guys know where I live. This was due to weather conditions. The snow just made landmarks that hard to follow.

When the fire engine and water truck passed us by, I thought it almost comical enough to laugh. Fortunately, the fire had died in the chimney at that time and I was not as concerned. I was still *somewhat* concerned, however. There was smoke in the attic and I HAD to check that out! Since there was no smoke coming out from under the eaves, I suspected that the smoke had risen to settle in the attic when the stove was opened and we were throwing soaked newspaper in to smother the fire. The dieing embers coughed a lot of smoke into the house during this process. Though, it was still very possible that the smoke could be due to some sparks smoldering in the rafters of the attic after blowing in through a crack in the chimney's bricks.

Due to the cold temperatures, everyone waited out the verdict inside, but ready to grab the pet carriers and vamoose in less than a second. The survival gear was stowed in the truck and we could only wait and keep eyes on the attic.

The fire department got turned around and found the driveway despite the snow and regardless of the grade was able to swing into it and drive up toward the

house. I met them in the driveway as the engine came to a stop to tell them what the situation was and to inform them of the metal roof which is extremely slick when wet or frozen.

Fortunately, the engine also serves as a ladder truck and they had a roof hook ladder with them. There still was not a ladder of the correct size to get someone into the attic, but with a whole fire crew, someone was boosted into the attic for a check. As I had suspected, the smoke was due to smoke escaping from the stove and rising to be trapped in the attic. No fire had spread to the house's wood frame.

A team on the roof checked out the chimney. The fire was already out and the chimney was now completely clean of creosote. The fire had been contained in the chimney until it's fuel had been exhausted. Great news! The bad news was that it looked as though some of the chimney's bricks had been cracked, but not badly. One of the firefighters had told me that it was still probably useable and was in no worse shape than at his own house. I didn't like the sound of cracked bricks, so considered the news bad. I would need to take a look myself.

We opened some windows and the fire crew hooked up their blower in the front door and blew the smoke out of the house. At last, the emergency was over. The firemen backed the engine and water truck down the driveway and returned to their homes. That left us to bring in the firearms and reloading equipment as well as the keepsakes and survival gear. Looked like "no harm, no foul".

That wasn't the end of it, however. I

didn't want to risk restarting a fire in the stove that night, but temperatures were continuing to plummet. It was now -14 below zero and would continue to get colder throughout the night. We could have rode this out for the night, but our water pipes were in very real danger of freezing and bursting. The least I could do was to take the pipes apart and look into the chimney for myself to see if we should risk another fire.

With the pipes apart, I could see where the obstruction of creosote occurred and where the fire started. I cleaned out the ash from the pipes and cleaned out the interior of the stove. I looked into the chimney and did find some cracks in the bricks. These were nothing that I couldn't repair with some refractory clay, but I was questioning whether I wanted to start a fire that night. Eventually, the cold and the threat of burst pipes convinced me that a fire would be worth the risk. There was no creosote in the chimney (it had burned cleaner than a whistle), so I didn't think another chimney fire would be possible without something to ignite. Even though there were cracks in the bricks, the chimney's structure was intact and strong.

That night the temperature dropped to -22 below zero. There was no further incident, though we did have a warm fire burning and our pipes were not threatened, so the decision to burn turned out to be a good one. The temperatures did not get above zero for the next few days and dropped to -30 below zero the next night. Since I do not have electric, oil or gas heat, a wood fire was necessary. The chimney continues to serve well, so I will continue it's use

throughout the winter and repair the cracks with refractory clay in the spring or summer.

Now it is time to assess my performance and the lessons I learned from the near catastrophe.

The number one assessment is the fire itself. The fire was entirely my fault. I normally clean my pipes, chimney and stove once every two weeks. It had been a month since my last cleaning. This is because we had been snowed in and could not get down our driveway and into Spokane, where we buy groceries every couple of weeks. Due to the current situation in America, at least one person is at the homestead at all times. This prevents robberies and sneak and peeks. Since the shopping is not my forte, I stay home. This also allows me to clean out the chimney, pipes and stove without disturbing anyone else.

Being snowed in and no-one leaving to do the shopping, I thought I could stretch things a bit and keep it warm in the house while we were all snowed in. That was a mistake. An hour or two of temperatures that are colder than normal would not have been a big deal. No-one would have been put out and a near catastrophe would have been averted. This is one lesson learned. The chimney, pipes and stove are now being cleaned out once a week without fail and a careful eye is checking over the internal structure of the chimney to be certain that worse incidents do not take place.

The response was good. The fire was noticed instantly and steps were taken immediately to combat or contain the threat. Everyone was aware of what was

happening and making ready to evacuate as soon as the situation warranted. Pets were taken care of and readied to leave as soon as we did and everyone had their basic survival gear on hand or carried out to a safe vehicle out of the way of the fire.

One area of the response to the fire was lacking, however. I had no way of getting into the attic to check on it's safety or to combat a fire if one had broken out. Lesson learned. When the snow melts and I find the ladder, it will be stored against the wall of the shed where it will always be seen and accessible!

Life was the number one priority. We understood that we could lose material possessions, but no-one including pets would be sacrificed so that we could yank our favorite heavy object out the front door and down the driveway. Everyone acted calmly and purposefully. I am really proud of that and further instilled with confidence that should a full catastrophe occur we would handle it efficiently as a unit. Everyone had a job to do and it was done well. This is where drills and training comes together.

Another lesson learned. Our speed in our response was excellent. We stow our gear in a manner which allows immediate response and/or evacuation. First, throw on your pistol belt. Your pistol belt will have sidearm, ammo for sidearm, belt utility knife and canteen plus canteen cup. Next, slip on your parka. Parkas are military ECWS (extreme cold weather system) heavy duty types with large pockets. In these pockets are more ammo, a folding knife, space blanket, leather thong-ties, a

Montana Antler Craft firestarter, paper for tinder and suckers.

The suckers provide a sugar boost for quick energy, plus I cut their paper stems off to use as dry kindling to help start a fire if necessary. Their wax paper wrappings also make good tinder. The leather thong-ties are excellent in helping to make shelters.

Next is a back pack. This contains another fire starting kit with everything the parka contains plus dry kindling and extra tinder. The pack also contains a mess kit, Raman Noodle food packets, sardines, candles, a fishing kit, a change of clothes, plastic bags, a hatchet, a mattock, a saw, compass, knife sharpening kit and first aid gear. A small roll up tent is tied to the pack's external frame along with a -20 below zero rated sleeping bag. Everything one would need to survive a winter night in the mountains, or to rebuild if necessary.

Next came exactly what our chief editor Douglas Paul Bell was talking about. It wasn't the end of the world, but for all I knew my house was on fire. The first rifle I grabbed was the most convenient. Because I want a semi-auto rifle chambered in .308 Winchester positioned where I can grab it at a moments notice (there is an old Viking adage which says, "Never be more than two steps away from your weapons.") my Saiga .308 was right there with my survival gear. Not only was the Saiga there, it had a loaded magazine in the receiver, though the chamber was kept empty and it's companion, a lap top computer carry bag set up as a "possibles bag" with ten loaded magazines, 148 loose rounds of fmj in boxes and 20

rounds of sp hunting loads in a box, a cleaning kit and a boot knife inside, was right by it's side. I merely slipped all of these on or over my shoulder and carried them out to the truck and loaded all but my parka in. The others did the same with their gear. This process *might* have taken three minutes.

Reloading gear was stored in large, rubber tubs with sealable lids. These were merely lifted by two people and walked out to the truck. This took less than five minutes.

At the same time the reloading gear was being loaded, pet carriers were taken down from the closet and the cats were loaded in to await evacuation. This took less time than it took to walk out the reloading equipment.

The rest of my firearms are loaded in their cases and situated behind the reloading room door in a manner that all I need do is give them all a bear hug, pick them up and carry them to the truck. Less than a minute.

The last things to be loaded was the family Bible and photo albums. Situated under the cat carriers, they were naturally next to come down, but last to be loaded. Remember, the first priority is to save lives, documents and memories are further down the list. We have two dogs, as well. One is blind, but the other is fully functional and responds well to commands and would easily be evacuated by opening the door and calling him to follow. The blind guy would have to be carried. Since our basic survival gear had already been stowed, there would be a couple of pairs of hands to spare to carry the little guy out.

Had the situation been worse, the pets would have been loaded in the truck first. Then the equipment in the order mentioned if there was time. As it was, the fire did not seem to be spreading and with the temperatures at their levels of fridity, I thought it best to wait it out while the warmer shelter of the house was still habitable. Should the fire have shown signs of spreading or if flames were actually seen, all other activities would have stopped and everyone, pets included, would have evacuated. This system worked so well that I'm not going to change it. The lesson on this point is to have a plan and be ready before a catastrophe. It certainly worked in this situation.

After the response, the next assessment is in my success in fighting the fire. This was poor. The fire in the stove was put out easily enough, but the fire in the chimney could not be smothered out. It was due to the structure of the chimney that the fire was contained until it's fuel was exhausted. Lesson learned. I will be making a custom fit sheet metal ring to stop air from being sucked into the chimney from the house's interior. Plus, the ladder turned out to be an extremely important piece of equipment that I did not keep on hand.

Secondly, should a fire be any more of a threat, the fire department will be called immediately! If the house was to be saved from an uncontained fire, I would need the professional equipment and help of our well-trained volunteer fire department. This is a lesson in do as I say, not as I do. I wanted to handle this threat myself and was over confident. even though the steps I took probably

did help in containing the fire, it would not have been any good had the fire cracked completely through the chimney and spread to the wood frame. Should a fire break out at your homestead whether in the chimney or not, call the fire department. Do as I say, not as I did.

Another lesson that comes from this experience is similar to a scene in the popular movie, *Tremors*. Burt Gummer is being hauled away from his survival gear laden home in a trailer being pulled by a diesel cat when he observes, "*Five years of food and water, firearms and ammunition. Everything you need to live for years. Underground *expletive deleted* monsters.*" At one point during the evacuation process, I had the same thought. For all of my preparations, the supplies of food, water, water purification filters, grain grinders, etc. ad nauseum, I hated to loose it all, but, as mentioned, I was NOT going to risk the lives of loved ones for it.

Lesson: you are not going to be able to get everything out. Don't try. Get only what you need or can and make absolute certain that **lives are first!** Have a plan and drill. A survivalist can be forgiven for not being prepared to survive an underground *expletive deleted* monster attack, but not something as mundane as a fire.


Store extra equipment in a storage rental or cache somewhere if you believe you need more equipment than you can take out of your house, but do not risk your own or your family's and pets' lives for it. If flames had been present, or if the situation had been any worse, I would have ran everyone out of the house with pets and parkas only, then called the fire

department.

Use my lessons learned so that you know what to expect before you face a similar or worse situation. Think about this now. Prepare and drill, forming your own plans to evacuate.



ADVERTISEMENT



Boston On Guns And Courage

Available for 17FRNs from:
Javelin Press
c/o P.O. Box 31W
Ignacio, Colorado. (81137-0031)
and
www.javelinpress.com

A small ad here will reach hundreds of Independent Americans for a small fee. An ad this size can cost as little as \$3.00

ADVERTISEMENT



50 literary books on CD with 2 short works and 10 children's books. Many with illustrations.

This CD is formatted in HTML language for your computer. Many of these books are illustrated, including many children's illustrations.

Authors include: Mark Twain, H. G. Wells, Edgar Rice Burroughs, Charles Dickens, Louisa May Alcott, Jules Verne, Zane Gray, Kenneth Graham, Beatrix Potter and more.

To order send copy of this ad and \$7.00 money order to:

Corceigh Green
P.O. Box 21
Fernwood, Idaho
[83830]



Caching — Choices and Considerations

by Douglas P. Bell

Caching, which simply means hiding your goods, is getting very popular lately, so this article should give you a few ideas of what and how that were not covered in other articles I've read. Most of the articles are good, but they almost always miss a few things. Things like the cache for the high desert, mountains, swamps, and northern states all have differing needs but they normally just put out one type of tube and cache type.

Where you cache also dictates how you cache your goods, as does what you cache, but the first thing you should know about caching is, **WHERE YOU CACHE IS A SECRET!!** It won't do you much good to have a "secret" hiding place if everyone you know also knows where it is ! All the "enforcers" have to do is ask around and you are out a cache ! Not good! So keep your mouth shut!

Now where you should cache is not so easy. You want an area that has a high metal content, isn't likely to be disturbed for long periods of time if at all, has fairly easy access, is close enough to your location you can get to it, but not so close it is obvious. As you can see that might not be so easy but it is not impossible!

Areas that are high in metal content can be found in most places or even "built" by just seeding the area with metal filings, short bits of metal (cut up nails, nuts, bolts, chopped up tin and aluminum cans, etc.), and burying

several fairly large metal items to rust way into the dirt. The problem is you will need to do this several times a year so the metal leeches into the soil and doesn't form a thin layer which is easily checked and by passed. Also salt the metal **ALL OVER!** If just **YOUR** yard or just **ONE** area has a high metal content they might decide to dig up that area, but if the metal signal goes over several acres and across the yards of several people, the powers that be might decide to give it up.

Other places to consider would be cemeteries (especially a family vault if you have access!), landfills (especially reclaimed areas), areas near salvage or scrap yards, shooting ranges, caves, and so on. Under electric or water mains would be good spots to try as well. Just look around for any area that is out of the way or with lots of metal laying around and let your imagination run wild.

If you live in the country, most farms have their own land fill that has had 50 or 60 years worth of tin cans, cars, and all sorts of junk tossed into it. You could hide a tank in it and there would be no way to check outside of digging the entire area up! If you are a target however, they might do just that! Remember the government can bring **ANY** amount of force in to get or do what they want! If that means burning down a church compound with 93 men, women and children in it or gunning down unarmed women and babies, they will! Just look at Waco, Texas or Ruby Ridge, Idaho.

There are basically seven ways that the powers that be will look for your goods,

the first is just to ask around, so keep your mouth shut! Next is to poke, prod, crawl under/over/around, take it apart (in one case I know of, the feds tore the siding off a house and found nothing. Then walked off! "Found nothing, gee we 're sorry, by the way, you 're on your own!"), use fiberoptics, drilling, etc.

The second way they will use to locate items is simply metal detectors. However these will not be the Radio Shack cheapos that you and I have, these will be the best that your tax dollars can buy and they have an unlimited supply of cash to spend! The military type can pick up a pop top at six feet and large metal items up to 30 feet away as well as telling the operator what type of metal it is looking at.

A resistivity meter may be used, but results will vary with ground type, water content, etc. so this will probably not be a big worry. Magnetometry measures the amount of metal around but with all the junk metal you salted on your and the neighbors' yard, and all over your area, it would drive them crazy. Aerial thermal infrared imagery (IR scanners) read the difference between the temperature of one area and another. Digging up an area will change the thermal signal so take that into account when digging. Ground penetrating radar (GPR) is what they use to find oil or oil bearing rock, so it can find your goods too if they want to set it up in your back yard. However this would be only used if they really want you or you are a high profile case, so once again, keep your mouth shut and your head down.

Start now to look for areas that you might be able to use for a cache, the

more places you can bury your supplies the better the chances that at least some of them will go unnoticed whether by chance or enemy action.

What guns should be in your cache, or if any guns should be in it at all? Since I feel you should have a gun of some sort, even a small handgun of the "hideout" kind would be handy, in each cache, and several "gun" caches would also be useful in case one is found, the following will be written from that view point.

First off let me say that burying ALL your guns is stupid, and if burying your guns is an option NOW, while things are still (relatively) safe, what would ever make you dig them up again?! However if you think that you might have to make a run for it, such as from a Waco (where the Great Whore of Babylon murdered 93 men, women and children for being the wrong religion) or Ruby Ridge (the government set out to murder Randy Weaver and his family as an example to others who might object to the NWO) type attack, and you have your best combat and hunting weapons with you, then yes, caching can be a viable option, and the following is designed to get you to thinking about what you might like or need to cache where.

As this is being written, surplus guns are extremely inexpensive, and the ammunition is readily available as well. Since these are military guns, and no government would send it's military troops out to keep them in power with guns that don't work or are substandard, these are great buys and solid working guns for the person who needs a gun but doesn't want to spend alot of money or for use as a "beater" gun for loan or the

back of your vehicle.

While there are any number of outstanding values on the market, the following two types of rifles are especially good values right now.

The Chinese Type 54 carbines (Chinese copy of the Russian Mosin—Nagant M44 carbine) in 7.62x54R are amazingly inexpensive currently! While these would be well worn and probably have well worn bores (the one I saw had a decent bore, but it's always safer to bet the other way), they are complete and working. At the price they can't be beat and most people could afford to buy four of them to "plant".

The Mosin-Nagant rifle in 7.62x54R is ready available as well, and at very inexpensive prices ! There are four versions of the Russian Mosin-Nagant available currently, the original M-91 rifle, the improved M-91-38 rifle, the M-38 carbine (a shortened 91-30) and M-44 carbine (improved M-39 and the last of the Mosin-Nagants).

Since the M-91 rifle was made in at least six countries and by at least 15 makers, including the US (which issued them as reserve and training rifles for WWI), and Finland, which used the M-91 as it's standard infantry rifle through WWII, there are a lot of them out there and they can be found in excellent to like new down to poor or scrap. Since the M-91 was in use from 1891 to 1950 by the Russian armies, and out lasted at least two auto-loading rifles, it has to have had something going for it! An excellent rifle.

One note however, these guns are

chambered for the 7.62x54 Rimmed Russian. DO NOT try to fire 7.62x51 NATO or any other cartridge in these rifles! After WW II some surplus dealers ran a .30-06 chambering reamer into the barrels and sold them as ".30-06". Many of these guns blew up and at least one person was killed!

As was mentioned above, the ammunition is readily available right now, but that could change at any time! The current ammunition for the 7.62x54R (the "R" is for "rimmed" or "rimmed Russian") is available in 440 rounds tins or on stripper clips in 600 round tins. Of course the prices and quality vary and are always going up and the supply could disappear at any time, so buy plenty!

The next gun is the Short Magazine Lee Enfield (SMLE, pronounced "smelly") #1 MK III .303 British rifle. See the article on page one of this issue. At the time this gun was being introduced there was both a long Enfield single shot rifle and carbine, and a long magazine fed Enfield, so the new gun was called "short" so it would not be confused with the long Enfield rifles and was also noted as having a magazine to keep it from being confused with the single shot carbine.

Currently these are very inexpensive as well, especially in good to very good condition (the one I saw was good outside and had a mint/like new bore), but the prices can and do vary widely.

The SMLE #4 rifles can be found in new unissued, FTR (Factory Thorough Repair, where they are repaired to like new in most cases), on down. The better

the condition the higher the price, but with millions out there (over 4 million were made in WWII alone), the prices are quite reasonable for even new guns. With it's rear lock up which makes for a fast bolt throw or travel, and it's ten round magazine, it 's a hard gun to beat for a bolt action fighting or hunting gun!

Ammunition for the .303 British is loaded by Winchester and Remington in this country and there are any number of loadings overseas. The WW II surplus seems to come and go, although US made .303 surplus is available currently. A quick look through the Shotgun News (POB 669, Hastings, NE 68902) should show you who has what.

So how does the 7.62x54R and .303 British stack up against the other popular calibers? Quite well actually! According to the Hansen Cartridge Co. listings, the 6.5x55 Swedish (for the highly accurate 96 Swedish Mausers) with 139 gr. bullets has a muzzle velocity (MV or fps) of 2450 and a muzzle energy (ME or ft/lbs) of 1850. The 7mm Mauser with a 173 gr. bullet has a MV of 2443 and ME of 2315, the .308 with a 150 gr. bullet has a MV of 2795 and ME of 2596, while the 180 gr. bullet has a 2558 MV and 2616 ME. The 7.62x54R with the 147 gr. military bullet has a MV of 2950 and a ME of 2820, with a 180 bullet that's 2580 and 2650 respectively. The .30-06 150 gr. M2 ball has 2910 MV and 2820 ME, while the 180 bullet has 2670 MV and 2820 ME, although the Gun Digest lists the .30-06 180 gr. bullet at 2700 MV and 2913 ME. The .303 British 150 gr. bullet is 2685 MV and 2401 ME, the 175 gr. bullet is 2530 MV and 2484 ME and with 180 bullets it's 2525 MV and 2548 ME. The 8mm

Mauser with 170 gr. bullets is 2300 MV and 1969 ME and with 198 gr. bullets it's listed at 2300 MV and 2323 ME (you must remember however that the American 8mm Mauser loadings are fairly weak kneed compared to European loadings). So as you can see, the 7.62x54R fall right between the .308 and .30-06 on the power scale, which isn't bad! The .303 British is hot on the heels of the .308 Winchester, so it isn't a slouch either.

OK, so much for centerfire full power rifles, what else is there? Well the SKS carbines are still great values and the 7.62x39 is affordable and plentiful. The various .223's are still a good choice, the Ruger Mini-14 being a survivalist favorite. However, the hands down favorite seems to be the .22 LR!

The .22's most often mentioned seem to be the Marlin M-60 due to accuracy and the Ruger 10-22 due to reliability. Either of these guns should be available from the various discount houses like K-Mart, Wal-Mart or what ever at competitive prices. The Marlin often has a considerable edge in accuracy and price, while the Ruger is famed for it 's reliability and ruggedness, so pay your money and take your choice, you won 't go wrong with either.

The .22's are normally short, light and not very loud, a consideration if you want to stay hidden. They are often found for much less than the list price and the ammunition is both cheap and light weight. For the same cost and weight as the 7.62x54R in a 390 round case, you can buy a case (5,000 rounds) of .22's. So which is "better", three of four centerfire rifles and several hundred

rounds of ammunition for them scattered here and there, or one .22 and 5,000 rounds for it?

Well , like most things, it depends. If you need your cache it will normally be because you were forced out of where you were, so do you envision wanting something to fight/hunt/snipe with (centerfire) or something to hunt/hide/(maybe) snipe with, like a .22?

The big bore will be a more sure big game getter/stopper/fighting gun, but the .22 would be a better small game, hideout type of gun, and “useable” for sniping or fighting if you are pressed. Since small game is far more plentiful than larger game, you will generally be able to get something, but you will need to shoot or trap one or more a day, and that means you will have to move around each day checking traps or hunting. While a deer (or cow, horse, etc.) CAN be killed with a .22, just ask any poacher, do you REALLY want to bet your survival on your ability to do so regularly? Heck, one guy I went deer hunting with got his deer with a KNIFE! It walked under his stand so he jumped it and stabbed it to death just to prove it could be done! Just because it CAN be done doesn't mean I want to bet MY life on being able to do it while I'm under stress, hungry, tired, scared and probably cold and without other proper equipment, as well as being hunted!

One shot a day for a squirrel , rabbit, coon, groundhog or whatever (if you couldn't snare or trap them) OR one shot a week for a deer, cow, horse, etc., (if you couldn't snare or trap them either), it's your call, whichever you think would be better. A .22 and 5,000 rounds of

ammo would last a LONG time! But break a part or lose the gun and you are SOL! Three or four rifles and several hundred rounds of ammo would also last a good long time, and if something happened, you lose it or it breaks down, you could always go get a spare!

Are you just sitting out in the boon docks having fun or are you hiding out and needing to run and fight? For fun, when I could quit when I felt like it, I'd take a .22 or maybe a .223 with a .22 conversion kit (AR-15 or Mini-14), but if I thought I'd have to fight my way out, either that (.223 with a .22 conversion kit) or a good centerfire battle rifle like the

M-1 Garand, M-14, FN-FAL, H&K 91 or if I was using my cache guns, a Mosin-Nagant 91-30 or SMLE with lots of clips, spare parts and ammunition would be my first choice. The choice is yours. If you would like to send comments write to me at D. Bell, POB 1894, Iowa City, Iowa 52244.



The following article is offered for information purposes ONLY. The making of any propellant or explosive is a dangerous undertaking. DO NOT attempt to make or use any of the compounds detailed within the following text without formal training. Injury or loss of life is possible should accidents occur. The Independent American, it's staff and/or writers are NOT responsible for the actions taken by others.

Red or White Propellant

by Corceigh Green with excerpts from TM 31-210

In the past several issues of *The Independent American*, I have been including articles detailing how to produce for oneself certain chemicals to aid the Independent American/survivalist in keeping him/her self in shooting supplies, ammo or more serious reactive compounds should the need arise. It is important to note that although this information *can* be dangerous when misused, the dissemination of the information is made necessary by the actions of those in government who have usurped powers beyond the scope of their offices. It is my contention that government will sooner or later ban the sell, ownership or manufacture of ammunition or will, at least, restrict the quantity that may be owned by individuals.

This, of course, flies in the face of our Constitution, our culture and the American way of life, not to mention common sense. Therefore, in the true spirit of Americanism, I offer these entries as a means by which Americans may provide for themselves what is their

Right. A means to defense of themselves and property and a means by which one may ensure a continued supply of ammunition and, if necessary, a means of resistance.

White propellant is based on potassium nitrate as is red propellant, which also contains rust, giving red propellant it's color. As discussed in earlier articles, potassium nitrate is very corrosive. If you are forced to use this propellant, ALWAYS clean your firearms and bore IMMEDIATELY after shooting.

“RED OR WHITE POWDER” PROPELLANT

“Red or White Powder” Propellant may be prepared in a simple, safe manner. The formulation described below will result in approximately 2-1/2 pounds of powder.

This is a small arms propellant and should only be used in weapons with 1/2 inch Inside diameter or less, such as the Match Gun or the 7.62 Carbine, but not pistols.

MATERIAL REQUIRED:

Heat source (Kitchen stove or hot plate)
2 gallon metal bucket
Measuring cup (8 ounces)
Wooden spoon or rubber spatula
Metal sheet or aluminum foil (at least 18 in. sq.)
Flat window screen (at least 1 ft. sq.)
Potassium nitrate (granulated) 2-1/3 cups
(See *The Independent American* July/August 2003)
White sugar (granulated) 2 cups
Powdered ferric oxide (rust) 1/8 cup (if available)

Clear water, 3-1/2 cups

PROCEDURE:

1. Place the sugar, potassium nitrate, and water in the bucket. Heat with a low flame, stirring occasionally until the sugar and potassium nitrate dissolve.



2. If available, add the ferric oxide (rust) to the solution. Increase the flame under the mixture until it boils gently.



NOTE:The mixture will retain the rust coloration.

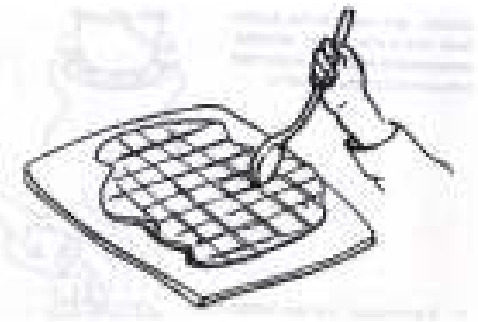
3. Stir and scrape the bucket sides occasionally until the mixture is reduced to one quarter of its original volume,

then stir continuously.

4. As the water evaporates, the mixture will become thicker until it reaches the consistency of cooked breakfast cereal or homemade fudge. At this stage of thickness, remove the bucket from the heat source, and spread the mass on the metal sheet.



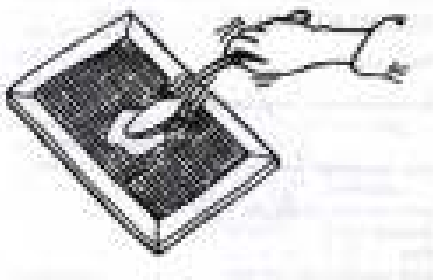
5. While the material cools, score it with the spoon or spatula in crisscrossed furrows about 1 inch apart.



6. Allow the material to air dry, preferably in the sun. As it dries, re-score it occasionally (about every 20 minutes) to aid drying.

7. When the material has dried to a point where it is moist and soft but not sticky to the touch, place a small spoonful on the screen. Rub the material

back and forth against the screen mesh with spoon or other flat object until the material is granulated into small worm-like particles.



Note: When acquiring a mesh screen, give priority to obtaining a metal screen. friction on fiberglass and other synthetic materials may cause static discharge.

8. After granulation, return the material to the sun to dry completely.

Red or white propellant is somewhat similar in composition and operation to black powder. For this reason red and white propellant should be measured in volume exactly like black powder. In fact, you can use the loadings in the *Making Black Powder* article of the January/February 2004 issue of *The Independent American*.

Being so similar to black powder, red or white propellant will only be beneficial to the same type of firearms as is benefited by black powder. This includes single shot rifles, bolt action rifles, or break action double rifles. Any simple mechanism. Like black powder, red or white propellant does not create the same pressures as does smokeless powder and should not be fired in semi-automatic rifles.

This is where the similarity between red or white propellant differs from black powder. Red or white propellant can only be used in rifles. NOT pistols or shotguns. This improvised propellant should not be used in cartridges smaller than .30 caliber nor larger than .50 caliber. While you are not likely to come across a rifle that fires a cartridge larger than .50 caliber, there are a host of cartridges that are smaller than .30 caliber. That tends to make these two propellant types limited in versatility. Most Americans, however, own hunting rifles that fire one of several .30 caliber cartridges. These rifles are extremely prevalent in America and it will be hard not to come across one or several, even when they are banned. This makes this type of propellant important especially if components to manufacture black powder are not to be had. Of course, I am assuming that you are out of your smokeless powder supply and further supplies have been banned and is difficult for you to come by.

You will need to experiment in working up your own loads. The 180 grain bullet for the .30-06 and .300 Winchester magnum are the most versatile for these cartridges, so unless you prefer a different weight bullet stick with the 180 grain and start with 52 grains of propellant. **ALWAYS load only one round at a time and check the barrel and expelled cartridge after firing!!! until you are satisfied with your load.** After experimenting with different grain loadings, you will find what works best in your rifle. After finding the load you like best, fire a few more loadings for grouping just as you would when working up a load from smokeless powder.

For .30-30 and .308 cartridges, 150 grain bullet weights can be used as well as 180 grain. You will want to experiment more with these cartridges than you needed to with the above cartridges. Although you can use any of the older black powder loadings for the .30-30, the .308 is a modern cartridge developed with smokeless powder in mind. Try beginning with 50 grains of propellant and working upward until you find your best load.

A component for the red propellant is rust. Rust is not added merely to give the propellant a pretty color. Rust adds an oxidant to the formula and increases the volume of hot gasses produced. As such, you should add rust as described in the formula when possible.

Believe it or not, there are varying qualities of rust. You *can* obtain your rust by scraping it from any rusty old metal into a plastic bottle, but you may also be scraping flecks of paint, dirt and non-rusty metal into your stock. What you will want from your rust is a thoroughly corroded metal that is easily powdered and contains no contaminants. If you have no such source about your homestead, and face it, most of us work extra chores to ensure that we do not acquire such a source, you can and probably should make your own contaminant free, high quality rust. Just follow these directions.

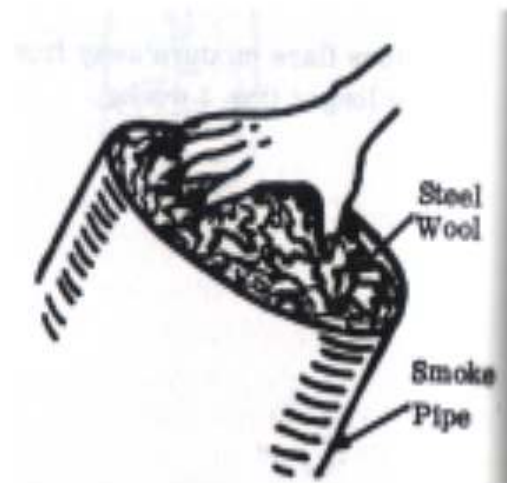
Iron Oxide (rust) can be made from steel wool. It is used in the preparation of Improvised Yellow Flare, Improvised White Smoke Munition and Improvised Black Smoke Munition, as well as improvised red propellant.

Material required:

- Steel wool (without soap). approx. 16 large pads
- Smoke pipe, approximately 4 feet long x 12 inches In diameter, 1/16 inches thick
- Vacuum cleaner
- Electrical source (110 V., A.C.)
- Window screen
- Newspaper
- 2 containers
- Wooden blocks, If necessary
- Flame source (matches, lighter, etc.)

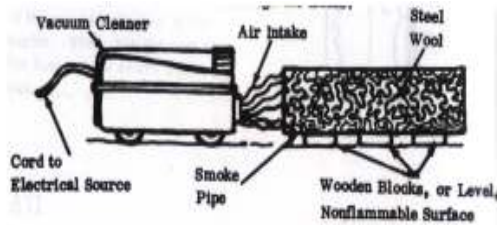
PROCEDURE:

1. Separate a handful of steel wool into a fluffy ball approximately 12 inches in diameter and place into one end of the smoke pipe.



2. Place the pipe on a level, nonflammable surface. Steady using wooden blocks if necessary.
3. Ignite the steel wool with the flame source and, with the vacuum cleaner, force a stream of air through the flame.

NOTE: The forced air provided by the vacuum cleaner aids in the burning of the steel wool. If the steel wool does not completely burn, more separation of the wool is needed.



4. When the steel wool has almost completely burned, add another handful of the fluffed steel wool (Step No. 1).

5. Continue adding to the flame a single handful of fluffed wool at a time until a sufficient amount of iron oxide granules have accumulated in the stove pipe.



6. Place a window screen on a sheet of newspaper. Pour the burned steel wool granules onto the window screen and shake screen until all the fine particles have passed through.



7. Discard those particles on the newspaper which are fibrous and unburned.

8. Save the particles which were too large to pass through the screen in one of the containers for future burning.

9. Store particles of iron oxide (left on newspaper) in another container until ready for use.

There is no question that corrupt elements within government will eventually ban ammunition and firearms if they are allowed to continue on their present course. Should this occur you will need the knowledge to create your own alternatives to reclaim your Rights.

ADVERTISEMENT

Your advertisement in this space could be reaching hundreds of Independent Americans right now. To find out how your add can go here write to:

The Independent American
Advertising
c/o P.O. Box 21
Fernwood, Idaho
non domestic [83830]

The Get-Together

The Get-Together is offered as a directory of personal contacts of survivalists, patriots and Independent Americans. It is a resource for like-minded individuals to contact each other. As such, please limit your messages to personal issues. Please post your business advertising in the classifieds. Thank you.

To have your message published in The Get-Together. Send your message with \$1 to: The Get-Together, P.O. Box 1894, Iowa City, Iowa, 52244.

The Independent American is looking for good writers who know their subjects. Contact The Independent American at: thestaff@theindependentamerican.freeyellow.com

Looking to network with old CPDL members in the inland northwest. Would like to bounce around some ideas. Contact pug_at_Ind_Am@hotmail.com

Interested in allodial title. Anyone with advice on getting one, how to go about it and what it does for you. Also would like to know about land patent. Contact raparee1640@yahoo.com

Attention militias and survivalists. The Independent American does not maintain contact lists for The Get-

Together. To network anonymously with each other, set up safe internet points and mail drop boxes and retrieve your information from there. This guarantees your anonymity and safety.

Any addresses that are received by us, but not listed as a contact point in the message to be published is destroyed immediately. No record remains with The Independent American.

Classifieds

Place your classifieds in The Independent American. Just 20 cents per word. Dept. TIA is included free. Send your add with a money order covering the cost to:

The Independent American
c/o P.O. Box 21
Fernwood, Idaho
non-domestic [83830]

Books and Magazines

Subscribe to The Independent American; The Magazine for a Free Life. Price for 1 year subscription is \$15.00. See our subscription information on the Table of Contents page in this issue. Or send check or money order to:

The Independent American
Subscription
P.O. Box 1894
Iowa City, Iowa 52244

Thirty Years Of Hounding It, by Gene Lewis. 96 pages soft cover with photos and illustrations. Anecdotes spanning 30 years of experience hunting with walker hounds for bear, cougar, raccoon and bobcat in the panhandle forests of Idaho. Send \$12.50 ppd. to: Corcceigh Green, P.O. Box 21, Fernwood, Idaho, [83830]

Looking for older (pre 1976) gun or outdoor magazines, pre 1930 American Riflemans, and 1950 or earlier gun/fishing/outdoor books. Please send list and prices to: D. Bell, POB 1894, Iowa City, Iowa 52244 or e mail at: indeamer@hotmail.com

Javelin Press has the books you're looking for on guns, courage, survival and freedom. Javelin Press, c/o P.O. Box 31W, Ignacio, Colorado. (81137-0031) and www.javelinpress.com

The Idaho Observer. All the news that's fit to print. The Idaho Observer PO Box 457 Spirit Lake, Idaho 83869, Phone: 208-255-2307

The Pine Tree Journal is an online survival periodical tailored to the New England area survivalist. Check us out at www.iirg.org/cybertek.html

Computers

North Woods Traders has books and old time radio programs on CD.

Write to North Woods Traders, Dept. TIA, P.O. Box 211, Fernwood, Idaho 83830 for list of books and programs.

www.libertytreeradio.4mg.com: Internet patriotic music and reporting.

International Information Retrieval Group. For you information retrieval needs. www.iirg.org

http://theindependentamerican.freeyellow.com

Health Products

For high quality homeopathic products:

www.coral-online.com/kbishman

Pets

http://geocities.com/kittieswhoneedhomes/index.htm

Survival

For the finest firestarters on the market. Montana Antler Craft, P.O. Box 281, Fernwood, Idaho 83830. (208) 245-8015



Public Announcement

Agence France-Presse

Catastrophic attack possible: Bush
From correspondents in Washington
February 15, 2004

THE United States still faced the threat of catastrophic attack by nuclear, biological or chemical weapons, President George W. Bush said today.

"The possibility of secret and sudden attack with weapons of mass destruction is the greatest threat before humanity today," he said as he highlighted his security credentials in a weekly radio address geared to his campaign for this year's election.

"Terrorists and terrorist states are in a race for weapons of mass murder, a race they must lose.

"They are resourceful; we must be more resourceful. They are determined; we must be more determined."

The September 11, 2001 attacks on the United States showed what hijackers "could inflict upon our country, armed with box cutters, mace and 19 airline tickets", he added.

"America faces the possibility of catastrophic attack from ballistic missiles armed with weapons of mass destruction, so we are developing and deploying missile defenses to guard our people.

"The best intelligence is necessary to win the war on terror and to stop proliferation. So we are improving and adapting our intelligence capabilities for new and emerging threats."

Though under attack over the US-led campaign in Iraq, Bush this week proposed tighter international regulation of nuclear equipment and expertise that could be used for atomic weapons.

Bush raised the case of A.Q. Khan, the Pakistani nuclear scientist accused of selling sensitive nuclear secrets and technology.

"Khan and his associates sold nuclear technology and know-how to rogue regimes around the world, such as Iran and North Korea," said Bush.

He praised the work of US and British intelligence in dismantling the network and urged the United Nations to toughen anti-proliferation laws.

"We must expand the international cooperation of law enforcement organizations to act against proliferation networks, to shut down their labs, to seize their materials, to freeze their assets and to bring their members to justice," he said.

"We are using every means of diplomacy to confront the regimes that develop deadly weapons.

"And we have shown our willingness to use force when force is required. No one can doubt the determination of America to oppose and to end these threats to our security."

In his proposals this week, Bush said a loophole in the Nuclear Non-Proliferation Treaty allowing countries to seek nuclear weapons under the cover of civilian nuclear power programs should be closed.

He has said the Nuclear Suppliers Group, an association of nearly all the main nuclear powers, should refuse to sell enrichment and reprocessing equipment and technologies to any state that does not already possess full-scale, functioning enrichment and reprocessing plants.

Bush said the International Atomic Energy Agency must be given additional powers to police banned nuclear activity.

Info-Line



Where To Find Sources For The Real News

by Corceigh Green

If you're an American reading this magazine, you have an appetite to read and hear the truth. You want to know the real story behind events that are taking place that concerns your life, your freedoms and your family's safety. Since the real news, or the true story behind the news, is so important for you in your decisions to prepare for what is or could be coming down the pike, you don't want your news source to be CNN, MSNBC, FOX or any of the big three broadcasters.

For decades, Survivalists/Patriots and concerned Americans have switched off the so-called "main stream" medias. Many have switched off merely because it has become impossible for them to stomach the white washed, politically corrected wretch regurgitated from the actors playing reporters on television and radio these days. Others have awakened to the fact that their "news" is being spoon fed to them. Important events are being censored from publication or barely given a blurb while the most

nonsensical celebrity shenanigans are given the utmost attention and reported upon over and over. No "main stream" source will report on a constitutional issue in a favorable light. All reports are slanted casting socialist issues with most favor, while anyone wanting to hold on to the freedoms and liberty established by America's founders are cast as lunatics.

Neo-cons have usurped traditional conservative roles. Claiming to support a conservative administration, these quislings are redirecting the energies of much of the more stupid among the conservative groups. Thinking they are supporting conservative causes, those equipped with the lower grade brain stem are advancing everything that Sick Willie and his liberal regime wanted to unleash on the American public. Among the programs on the liberal agenda being advanced by neo-con quislings are the misnamed PATRIOT ACT, PATRIOT ACT II, the extension of the unconstitutional "assault weapon" and magazine ban and the VICTORY ACT.

Well, Americans, you no longer have to wade through the puddles of vomit and read between the lines in order to find a source of real news that is truly important to Americans. Using several sources of old and new technology, the truth is being broadcast to Americans who know how to find it. Get ready for an information overload, because I'm about to tell you how to open the bottle and tune into this information for yourself.

You may have noticed that this column always begins with a photo of a C-band satellite dish. Well, these dishes are still

useful to Independent Americans looking for broadcasts of pro-American reporting. If you owned one of these before the small dish revolution, hopefully you held on to it. These huge dish-boned dinosaurs are considered eyesores these days by entertainment junkies glued to the images beamed to them by the small dish main stream media giants. As such, they can be had for a very cheap price or even for free if you offer to haul one away out of the yard of an entertainment junkie.

So, what can you do with one of these? Your C-band satellite receiver has an audio frequency adjuster in it's software. This is accessed by your remote and the audio frequency can be adjusted for each transponder. A transponder is exactly like a channel for those of us that don't speak tech. Each analog satellite has 24 transponders and each transponder can broadcast several different audio frequencies. By tuning your C-band satellite dish to the right satellite and transponder, then adjusting to the correct frequency, you can listen to some fantastic patriotic based broadcasts.

Currently, Genesis Communications Network, First Amendment Radio Network and Christian Media Network are all broadcasting their network programming on C-band satellite.

First Amendment Radio programming can be heard by moving your dish to satellite Galaxy-13. When there, switch to transponder 16 and adjust the audio to 7.70 MHz wide band. Notable programs that are worth checking out on this network are:

The Patriot News Hour hosted by the

Rhodesian Ridgeback, Robby Noel. This program is broadcast Monday-Friday, 9:00 AM-10:00 AM Eastern time. Robby Noel lived a portion of his life in Rhodesian and resisted the communist take-over there. His experience gives him insight into the totalitarian grab for power in America.

The Voice of Freedom is also well worth the listen. Hosted by Brent Johnson of The American Sovereign, this program is highly educational in regards to constitutional issues, the true form of our American government, and your Rights. For long term listeners, this program will detail how you've been tricked into laying your Rights aside and how government and especially the judicial system unlawfully abrogates those Rights. Those tuning in will also hear strategies on how to reclaim those Rights. The Voice of Freedom can be heard Monday-Friday at 6:00 PM-7:00 PM Eastern time.

Sweet Liberty is also broadcast on the First Amendment Radio Network. Hosted by Jackie Patru, who has been at the forefront of Patriot broadcasting for many years. Sweet Liberty informs Americans of their vanishing liberties, the tools being used to steal those liberties from Americans and the people behind the scenes that are manipulating the tools being used against us. You will definitely want to listen in to this program. Sweet Liberty can be heard Monday-Friday from 9:00 PM-10:00 PM Eastern time.

Until January of this year, Truth Radio Network broadcasting could be heard on C-band satellite on Galaxy-13, transponder 2. This is no longer the case.

Truth Radio Network has dropped off of C-band broadcasting, but *can* still be pulled in by those with a C-band dish using a dual C-band and KU-band LNV.

When Truth Radio Network dropped their C-band broadcasts, they switched to KU-band transmission. To tune into Truth Radio Network broadcasts, tune to satellite Telstar 5. Use your KU Band receiver on Star 2 (Right Feed), PID: 62. The audio Frequency is 11836 and the Symbol Rate is 20.770. This satellite uses a vertical polarization.

Notable programs broadcast through Truth Radio Network are:

The Officer Jack McLamb Show. Jack McLamb is a retired Phoenix, Arizona police officer. He attended the police academy there, where he describes how police officers are brainwashed and taught to break the law. He started operation vampire killer 2000 when he learned what was truly taking place in America. Vampire killer 2000 seeks to educate police and military personnel as to America's true form of government and to what they swore their oaths of office. Education of these personnel is accomplished through "anonymous donations" of vampire killer's news letter, *Aid and Abet*. Copies of *Aid and Abet* have mysteriously shown up in police cars, mail boxes and door steps all over America. And some of these "seeds" have landed on fertile ground. A lot of new recruits to the Patriot movement has been due to a police officer or soldier "finding" a copy mysteriously placed in his car or property and reading it.

Jack McLamb has extended his efforts

into radio. His program can be heard Monday - Saturday from 8:00 AM to 11:00 AM Eastern time. Though Jack McLamb has had some falling out in the Patriot community due to his association with Bo Gritz, (who has made some disparaging comments toward shortwave radio hosts who believe in black helicopters on CNN), and over an incident in Roby, Illinois where he and Mr. Gritz failed to expose the truth over the theft of an elderly lady's property, Jack McLamb does host an interesting and informative show and offers a workable solution toward a growing totalitarian police state.

The Intelligence Report was originally broadcast on Republic Radio. After Republic Radio folded due to lack of funding, Genesis Communication Network picked up the show. For reasons not mentioned by Genesis Communications, The Intelligence Report was dropped from their programming, but has been picked up by Truth Radio Network.

It is most fortunate that this program has not been allowed to merely fade away. I consider this program as one of the most informative and motivational Patriotic programs to be broadcast on the air today. Originally hosted by Mark Koernke until federal authorities in collusion with Dexter County, Michigan authorities attempted to frame Mark Koernke for bank robbery, then railroaded him into prison with a mock trial when their frame-up scheme failed. The show is now being amply hosted by Don Bechel until Mark is freed from his unlawful imprisonment.

The Intelligence Report has reported on

numerous situations of extreme interest to Independent Americans during its history. This has included federal troop movements within America, foreign troop movements within America, the location and uses of tagamars, firearms instruction and impending legislation in various states and federal government. Do not miss out on this program. The Intelligence Report can be heard Monday-Friday from 8:00 PM-9:00 PM Eastern time.

The Law Hour, hosted by George Gordon is tremendously educational in the subjects of Biblical law and forcing Amerika's tribunal system to respect your constitutionally enumerated Rights. If you are familiar with the sovereign Citizen movement and wish to reclaim your Rights, you'll want to listen in here, as well as the previously mentioned Voice of Freedom on First Amendment Radio. The Law Hour is on Sunday-Friday from 9:00 PM-10:00 PM Eastern time. If you like this program, stick around from 10:00 PM-11:00 PM Eastern time for George Gordon's Editorial Review.

The Floyd Report is another program of high interest. Hosted by Jeremy Floyd, a young, principled and fearless broadcaster, Jeremy Floyd was fired from his spot at Genesis Communications Network for airing an interview with a guest that was banned from Genesis airwaves. Though Genesis Communications Network is also a Patriot based broadcasting network, Jeremy Floyd would not compromise over his beliefs on censorship and would not limit his ability to cover subjects he thought important. He therefore conducted his show as he thought best

and accepted the consequences.

If you'd like to hear programming from a no-nonsense host that will take on anything, then give this show a listen. The Floyd Report can be heard Monday to Friday from 11:00 PM-12:00 PM Eastern time.

Genesis Communication Network is a professionally run network that pulls out all the bells and whistles, missing nothing from the larger network affiliates. Nothing, that is, but the unabashedly, fawning adoration of socialist and/or globalist agendas. This popular network is pushing the message of the Patriot movement into main stream with its tireless hosts and their persistent reporting of the documented facts.

Genesis Communication Network broadcasts can be found on C-band satellite Galaxy-1, transponder 17, audio frequency 5.58 MHz wide band. Notable programs are:

The Power Hour hosted by Joyce Riley and Dave Von Kleist. This husband and wife team have made inroads in reporting the problems faced by America's military regarding the Gulf War illness, the toxic anthrax vaccine, soldiers being forced to pay for their meals in a combat zone, lack of proper equipment, chem-trails, the release of experimental bacterium on Americans, unlawful orders and the continuing saga of Michael New.

Because Joyce Riley-Von Kleist is a former U.S. Army nurse with the rank of captain, these reporters have unique contacts within the military are able to

comment on the truth of what our troops are going through and what is being done to them by the government (not the country, there is a difference) for which they are fighting. These problems are not the only thing reported on during this broadcast, however. The Power Hour also focuses on solutions, and solutions have been found regarding the toxins being dumped on Americans and the troops. You will learn about these solutions as well if you tune into this program.

The Power Hour can be heard Monday-Friday from 8:00 AM-9:00 AM Eastern time.

The Alex Jones Show exposes the lies, corruption and the complete illegitimacy through which government perpetrates unlawful actions upon the American people and the men behind it. This program is full bore with a host that is tough, smart and energetic. Alex Jones has produced such documentaries as the famous *9-11 The Road To Tyranny*, *Police State 2000*, *Police State II: The Take Over* and *Dark Secrets Behind Bohemian Grove*. All of which this host speaks of is documented and most even captured on film.

Alex Jones has infiltrated the security of Bohemian Grove and captured on film the ritualistic worship of a stone owl idol called moloch by prominent political and industrial community leaders. Most astoundingly, Alex Jones announced on his show in July of 2001 that a large scale terrorist attack was soon to take place in New York City. That the people behind the attack would use Osama Bin Laden as an instrument in the attack and that many people would be killed. Alex

Jones is NOT a psychic and makes no such predictions. He was informing listeners of information that he had gleaned from contacts in the intelligence community. He also told listeners to call the white house and tell them that we were on to them as the true perpetrators of the attack. If enough people had done this, the events of 9-11 may not have happened. For information on events that are definitely going to be coming your way, you will want to tune into this program.

The Alex Jones Show airs Monday-Friday from 11:00 AM-3:00 PM Eastern time. Check this out at least several times.

The National Intel Report is hosted by John Stadtmiller. This program covers similar reports as The Alex Jones Show. In fact, John Stadtmiller and Alex Jones has teamed up to host a program on the same network on Saturdays at 1:00 PM-5:00 PM Eastern time called Real Talk Radio. Definitely check it out. The National Intel Report covers the latest news that effects your freedoms and liberties, government corruption and judicial/legislative maneuvering attempting to abrogate your Rights. The National Intel Report can be heard Monday to Friday from 5:00 PM-7:00 PM Eastern time.

The Derry Brownfield Show examines legislation and bureaucratic nonsense from the viewpoint of it's impact on the American farmer, rancher and property owner. The host, Derry Brownfield, is a true Missouri country farmer. As such, he is long on common sense and has the wisdom to cut through the miles of BS entangled within the bureaucratic paper

clog that is American farmland regulations. Derry Brownfield is also a champion of Americans' constitutionally enumerated Rights. The Derry Brownfield Show airs Monday to Friday from 7:00 AM-8:00 AM.

Of course not all of you reading this magazine will have access to a C-band satellite dish and receiving system. Almost all of you, however, do have access to a computer. Most of our subscribers subscribe via our computer services, such as through our web site or e mail delivery. By downloading the necessary software, logging onto the correct web site and clicking the listen live links, the computer owner can listen in on all of the above programming.

The software necessary can be downloaded for free at <http://www.real.com/player/?src=realplayer>. Download this program, then install it into your computer. When you've done that, log onto any of the following sites and click on their listen links to hear any of their programming.

Truth Radio Network programs can be heard on www.truthradio.com. This web site has a list of it's program schedules and a listen live link. By clicking on the schedule link, you will be informed about the shows, the hosts and air time. Clicking on the listen live link will load your Real Player software up and you will begin hearing the station's broadcast.

Genesis Communications Network programs can be accessed on www.gcnlive.com. This web site's features are similar to www.truthradio.com. Gcnlive has a

schedule page, a listen live link with 3 streams, a hosts page and shopping mall.

First Amendment Radio programs can be accessed at www.wffar.com. Programs on First Amendment Radio, like the other web sites, can be accessed by clicking on the listen live link. There are also pages on this site with links to hosts' sites and shows.

Shortwave radio is also an option for Independent Americans looking for truth. Many of the networks listed above have programming that is picked up and broadcast by various shortwave radio stations. Shortwave radios are also most convenient when you need equipment that is portable. Shortwave radios are small enough to carry with you and when kept in a supply of batteries, will provide the listener with needed information while on the move.

Listening in on the following stations and frequencies will yield sources of information that will be needed by Independent Americans in the future.

- 17.495 WBCQ / 6 - 8 AM**
- 15.725 WRMI / 8 AM - 4 PM**
- 9.330 WBCQ / 2 - 10 PM**
- 7.385 WRMI / 4 - 7 PM & 9:15 PM - 2 AM**
- 7.490 WJIE / 4 - 9 PM**
- 5.105 WBCQ / 4 - 9 PM**

Because you turn off the "main stream" clap-trap doesn't mean you have to be uninformed. If anything, you can become MORE informed. Tune into these sources and see for yourself.



About Plants



Beginning Your Garden

by Corceigh Green

Time to begin gardening. Spring is underway in most regions of America, not necessarily in my region, but in a lot of places. Where spring is in progress, the ground is ready to be broken and cold weather crops ready to be planted. Beside working outside, tilling the soil and planting, indoor starts should have been planted in January. Cold weather starts can still be started now indoors and indoor starts will benefit greatly even in warmer climates where cold weather crops will be harvested early. When harvested, the cold weather crops can be replaced by planting warmer weather indoor starts in their place.

The time to think about starting a garden is in December. You will notice that most of the seed company catalogs are mailed out during December and January. This is because many garden variety plants should be started indoors during January. Since this article is on beginning a garden, you will not have to worry about starting plants indoors, unless you'd like to try it. As mentioned,

it is not too late even now for this.

A beginner's garden should, necessarily, be an easy to start garden. As Independent Americans, we should all strive to become proficient at feeding ourselves from our own bounties, cultivated and harvested by our own hands and through barter of our extra bounties. This is our goal, but when first learning and/or starting out toward this objective, it is important to start small. As the Chinese saying goes, "A journey of a thousand miles begins with a single footstep."

The larger the garden, the more work and time is going to be involved in it's cultivation. For beginners this can lead to quickly burning out on the entire project. Don't think that by starting small you're not doing enough. Producing one's own food whether through gardening or animal husbandry is a skill. Like all skills it must be learned. Start small and build on your garden's size each year until you are comfortable with what you are able to produce.

This brings us to the garden plot. Your garden plot must have a southern exposure where it can receive plenty of sunlight. It must have good drainage so that you are not trying to grow vegetables in a swamp. If you live in a dry climate, you must have access to water. In a wet climate, you may dig furrows and raised beds to drain the water, keeping your crops from rotting.

As I said, if this is your first garden, start small. Your first garden plot should not be much larger than 30 feet by 30 feet. These measurements can be modified to

fit your plot of land. Squared out, this plot gives you 900 square feet of growing space. If you need one side shorter, lengthen the other side to give yourself the same proportion. If you need to cut one side by half it's 30 feet measurement (15 feet), increase the other side by half again it's 30 feet measurement (60 feet). Nor is it written in stone that you *must* begin with 900 square feet. Your garden plot can fit your plot of land any way you wish as long as you maintain proper growing conditions.

To work your garden plot, stake each corner, so that you know where the plot's borders lie. Rent, borrow or buy a rotor-tiller to break the ground. If your plot was a part of your lawn and had a lot of grass growing on it, begin breaking your ground by setting the rotor-tiller's tines at their shallowest setting. Be certain that the grass is short or has been mowed. Run the rotor-tiller over your plot. At it's current setting, it will not break much soil, but it will disturb the grass. After you have run the tiller over the plot, rake the loose grass from the plot into a pile.

Now, set the tiller's tines to it's next deepest depth. Run the tiller over your plot again and rake out the loose grass as before, raking the grass into the same pile.

Repeat this process, resetting the tiller's tines each time until you have reached the tiller's deepest setting. At this point, your soil will have been broken and grass and weeds will have been removed. Move the pile of grass to an appropriate place to start a compost pile.

Because your soil has probably been

laying fallow and been compressed by walking and minerals removed from the soil through growing and cutting grass, you will need to condition your soil. We can first assume that your soil will need nitrogen and minerals. That is a fairly safe bet when you've first broken your soil. To recondition minerals back into your soil, you will want to buy several bags of rock dust from your nursery, hardware store or home center. Once you've acquired your rock dust, till it into your soil by spreading it evenly on your garden plot, then till it under with the rotor-tiller.

For nitrogen, ask any of your neighbors that own horses or cattle if you can carry away some manure. I've never known anyone to say no to this request. You will probably be offered all you can carry away. It will help your garden to compost your manure before tilling it into the soil, especially the horse manure. You will need some fertilizer to provide nitrogen for your soil, however. Cow or steer manure should be fine for this, or you can buy composted steer manure or steer blood at your nursery or home center to till into your soil immediately.

If you or your neighbors raise chickens, they will need to clean out the coop periodically. Offer to haul this material away. The straw or saw dust from the floor of a chicken coop contains chicken droppings and urine. This is extremely high in nitrogen and ammonium. Fresh, this will be far too concentrated to apply to your garden, but after you've composted it for a couple of months it will supply your soil with a tremendous amount of nitrogen.

Soil ph balance is important. If your soil is too acidic, you could grow blueberries, but not many vegetables. If your soil is too alkali, there's not a whole lot you could possibly grow.

There are a variety of soil ph testing kits on the market. Many of these kits include ph paper and solutions. The principle is to add the solution and a sample of your soil, then expose the mixture to the ph paper. The paper will turn a color, telling you by it's shade what your soil's ph balance is.

Far easier and more specific in determining the exact ph balance of the soil, are the ph meters. These are simple gadgets that use an electrode to measure the soil's conductivity to determine the ph balance. These meters are much easier to read and to determine an exact ph balance. Well worth the money.



A ph meter helps the beginning gardener immensely.

Vegetables grow within a range of ph balances. Some vegetables will grow outside of the range of others. What you will want to do is condition your soil to a ph balance that will accommodate all of the vegetables that you wish to grow. The lower the numerical reading you get from your soil, the more acidic it will be. The higher the numerical reading, the more alkaline your soil is.

Not many vegetables will grow in a soil with a reading lower than 5.0. This is a very acidic reading. While some vegetables will grow at this level of acidity, many will not. You will need to bring the ph balance of your soil up to accommodate a wider variety of crops.

At the other end, a soil with a reading of 6.6 is very alkaline and will not accommodate many varieties of vegetables. You will need to lower your soil's ph balance to grow your crops.

Balance an acidic soil by spreading wood ashes on your garden plot and till them into your soil. Wood ashes are a source of phosphors and are alkali in ph balance. If you warm your home with wood heat, save the ashes you clean from your stove to use in your garden come spring. You should have a method of heating other than hooking up to the grid, anyway, and a wood stove will bring you added benefits.

Another solution, if you don't have wood ashes, for balancing the ph of an acidic soil is to till limestone into the soil. Limestone, too, is alkali and will help add some minerals like calcium to your soil.

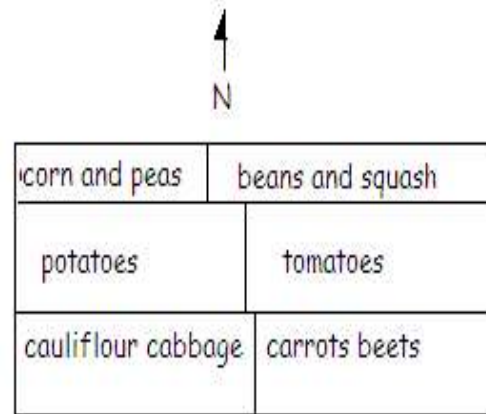
If your soil is already too alkali, you will need to bring the ph down to make it more acidic. To do this, buy some powdered

sulfur from your nursery or home center and till this into your soil. Some fertilizers available like ammonium sulfate and ammonium phosphor-sulfate are available and will add acid and nitrogen to your soil. Avoid these if you can, however. Because starting a garden in my cold-climatic area is difficult and because we have poor, high alkali soil due to forest fires, many of my neighbors have used ammonium sulfate. These artificial fertilizers worked great at first, but over time has burned out the soil and destroyed the soil's natural nitrogen fixing bacterium. After a few years of use, these fertilizers have left a hard, lifeless, clay soil. Try to stick with organic fertilizers and minerals, if you can.

You want an optimum growing ph balance for your soil that will be able to accommodate a variety of vegetables. The most accommodating ph range will be between 6 and 6.3. This range will grow the widest variety of crops.

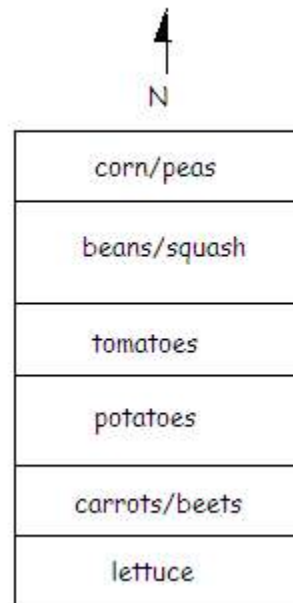
Enough cannot be said about the importance of soil condition and preparation when beginning your garden. All climates will support the growth of garden variety plants within their limits, but poor soil will hamper any growth and yield bad results. By properly conditioning your soil when first beginning your garden, you will save a lot of toil and expense and get better results.

Once your plot has been prepared and soil conditioned, you may plant your garden when weather permits. As mentioned, your plot should have a southern exposure so that the plants will have plenty of sunlight. To ensure that your plants get that sunlight, plant your seeds in rows running from east to west. Starting from the southern side of your plot, plant your low growing and root crops. Next few rows plant your medium height plants like tomatoes. For your last rows, plant your tall crops like beans, peas and corn.



By growing your low growing and root crops on the southern side of your garden and growing your taller plants on the northern end, you will ensure that all of your plants receive sufficient sunlight.

Should your plot be situated so that it is longer from north to south, don't worry. Simply plant from east to west, but include more rows of each vegetable type as illustrated.



If your garden plot's long end is from north to south, plant your low growing crops from east to west on the southern end as before, but include more rows of the vegetables to make up for the shorter row space.

Also note that by planting beans or peas in with your corn, you will save space and the corn stalks will act as bean poles. You may also put in bean poles among your squash and grow your beans and squash in the same space. This has more effect than merely saving space, however. Peas and beans are legumes. Legumes work with friendly bacterium in your soil to fix nitrogen into the soil. This will help to condition your soil and benefit any crop that is grown in with these legumes. Of course, the bacteria that works with the legumes must be present in your soil. It is possible that the bacterium may not be there, so buy the seed inoculants from your nursery and paint your legume seeds with the inoculants before planting. This will ensure that bacterium and legumes will work together to condition your soil.

Starting plants indoors takes just a small amount of effort and equipment. I rarely buy containers and peat pots. Instead, I save yogurt containers, tomato paste cans and various other containers and cans to use as starting pots. Just drill a few holes in the bottoms of your containers for drainage.

The best soil you can use for seed starting is vermiculite mixed in potting soil. Straight potting soil is next best, but very close. Soak your seeds in water for several minutes before planting. While soaking your seeds, fill your containers with soil. When your seeds are ready, bury them about 1/4" deep in your pots and water. Keep them moderately moist while the plants are germinating and growing.

You will also need a good amount of light. In warm climates, a green house will fill the bill easily. In cooler or cold climates a southern exposure window may be needed. If your plants are

growing tall and spindly, you need more light than they are receiving. If growing your starts next to a southern window isn't doing the trick, buy some grow bulbs or sun lamps. These will provide a spectrum of light similar to the sun's which your starts can use to feed themselves.

Over a period of several weeks, your starts will have developed their second to fourth pair of mature leaves. Depending on the weather, your starts will be ready to harden before transplanting into your garden.

To harden your starts, simply set them out in the sunshine for an hour or two during the day. After a couple of days begin leaving them out a little longer until they're spending most of the day outdoors. By this time, your starts are ready to transplant.

Gardening is a skill that Independent Americans must not be lax on acquiring. If you believe that you could merely pick up the skill when the time comes, you are wrong. Beside learning the skill, you also need to be conditioning your soil and improving your homestead's fertility before the time comes when you *must* grow your own because it is no longer available at the supermarket. Make this year, your year to learn gardening.



Firearms and Survival

by Glenn Boman

Weather here has been the pits! Extremely cold for our area, wet, using up all my firewood trying to stay warm in the house... single digit temperatures several days in a row..., last night was warm! 21 degrees was the low! You'd think we lived in North Dakota! Hate this kind of weather! That brings me to the point I've made over the years in some of my survival writings.. Location! Location! Location! Where one "survives" IS of major importance and should be one of the main considerations when making "removal or relocation" plans for the coming dark days.

I used to think that I'd like to live/relocate to or be in the western states like Wyoming or Montana or Idaho, etc. I still would during the warmer months, but as I see the weather... floods in northern California, 16 foot deep snow drifts in the Dakotas, and hear tales of woe from my friend in Colorado's mountains. I'll take the South any day! No offense intended to those stranded in Iowa and Idaho! HA!

Seriously, sure it gets hot as blazes here some times, but generally speaking, we can travel our roads, go outside 99% of the year with proper clothing, and have a long growing season. Yes, the "wide open spaces" do appeal to me, but so does my present location. Besides that, I've grown up knowing the land, the people, and what can be expected from each here in NW Alabama. There is something to be said for knowing "how" one can live in his environment and for

me, that means that I can take myself, backpack, and a .22 rifle to the woods and never go hungry or be cold or without shelter or water to drink. There is something to be said for having that knowledge of the environment. Familiarity does have its benefits when it comes to survival. God forbid, but when Big Brother does come looking for me, I'll have at least one advantage. He'll be looking in my stomping grounds! I'll know from which trees to shoot and he won't even know the trees!

In addition to the "environmental factors" related to survival, there are other related conditions such as average rainfall, temperature ranges, etc. In other words, climatic conditions that have a direct bearing on one's chances for surviving. This translates directly to one's local. While it may be true that being the only person in a 50 square mile area is of benefit, those places are harder and harder to find these days. Besides that, if there is any indication of human presence in an area where there is supposed to be nothing but forest, wasteland, etc. it is a dead giveaway that there is a "small force of insurgents" present and a couple of platoons of goons will be sent to "search and destroy".. .if you get my drift.

There are no doubt some circumstances where this would be preferred. Especially in territory where one knows it the back of his hand and could easily lead anyone looking for him on a merry chase, but it is considered opinion that there is "safety in numbers" so to speak. By that, I mean that even though one lives in relative isolation, say on a retreat or hidden cabin in the woods, if he is well known in the area and has friends

and acquaintances about, he is in a good position to “live among the humans” in the area.. that is he’ll not stick out like a sore thumb when Big Brother comes looking for “suspicious” people. Especially hermits who have anti-New World Order leanings.

To be a “face in the crowd” might be preferred over being alone to fend off the hordes of UN nasties that’ll be coming to secure the areas that don’t want to become subjugated so easily! This attitude and type location would not be an impossible one to assume. I am a prime example. I’m well known in the area by several thousand people (no kidding) and know about that many. I don’t “stick out” like a loner, but I do have some areas where I can quickly become lost. I might add, VERY LOST in the backwoods around here. These would be my “stomping grounds”, so to speak where I’d feel relatively comfortable under most any survival circumstances that would along.

There are also many square miles of land in the County where there are no inhabitants but plenty of everything that nature provides for surviving. So, what are my plans considering the weather we’ve experienced lately and some weird climate activity? I’ll stay put, but keep all my options open as I see developments coming down the pike. My “escape” plans are known to no one (not even my own family members) and won’t be until I order them to “load up in the pick-up truck.” Is that detrimental? Perhaps so, but at least I’m the only one who could possibly leak any information in the regard... so unless I’m tortured to death, it will be safely stored away in my brain! No one else to betray, even

innocently, our plans.. .and, I might add, the family is comfortable with that. Guess they trust my judgment and I appreciate that.

Escaping to another country-wide location or one several states away is not practical if the house of cards falls as quickly as I think it will. What if instantly your money becomes worthless, power grids are shut down for “security” purposes, all highways are blocked by troops, and your vehicle only gets 18 miles per gallon anyway! So? So! So, you’d better keep it at least half full of gasoline at all times and be able to get to your location (if it isn’t where you are now with only that amount of gas.. .gas for return trips won’t be needed if my anticipations are right.

You’d better have a way to dispose of the vehicle or camouflage it beyond detection from prying eyes both from above (satellites, helicopters, infrared detectors, scanners, night vision devices etc.) as well.. .put it in a cave? Good option or underground or at the bottom of a lake! And yourself and anyone with you, beware the above mentioned detection systems and go underground if possible, if not, insulate, insulate, insulate, insulate, the shelter. A warm shelter on a cold evening can be easily seen and pinpointed from any spy satellite flying overhead! Then will come the helicopters and goons, or a big BOOM! as the guided missile hits from the Black Helicopter that is about two miles distant!

Location, therefore, also includes the ability to defeat most, if not all, of the modern detection technology. There is one way to do this in almost all cases. Go underground, into a cave, or mine shaft, or large rock outcropping with at least a 50 foot overhang where one could dig out a suitable shelter. In Alabama, these are easily found along many stream

banks in the northern half of the state and in the more mountainous areas.

Improvisation will be the other order of the day under survival conditions. For example, I once had a very old history teacher when in college who'd been born in the 1800's. She was in her 80's when she taught a graduate course in history for us! Her grandfather used a ferry he'd built to cross the deep creek between his house and the field on the other side of the creek.. mule and all rode the ferry, but it was a slow way to cross. One day while in the field, he looked and saw his cabin on fire. With no time to get the slow moving ferry back across the creek, he picked up a large rock of 50-60 pounds, waded into the creek, took several deep breaths, and walked to the other side of the creek underwater!!! Why? He couldn't swim!!! By the way, he was able to put out the fire and save the cabin! He improvised! So must we!

Let us say that the bad times have come, the economy is shot, supply lines are at best in chaos, and the whole nation is falling apart at the seams. Survival time! So, we all take to the safe haven or stay put (whichever the case may be). We have enough ammo to fend off all but the largest segment of the Chinese army. We are on red alert status mentally and there is enough food for Coxy's Army for a year down in the basement or cached on the hillside. We have our warm weather clothes and winter outfits, plenty of spare batteries, and all the necessary large items to make our lives more livable in the present.

So, what is missing? Nothing that we'll notice right off.. until the pesky tough meat of the last meal's beaver entree gets stuck in our "hind" teeth. Guess what, we forgot to store dental floss! The toothpicks just won't do the trick deep within the confines of our molars and we

are in annoyance if not agony for some time to come. Sounds pretty trite doesn't it? It is, but it is also real for those who forget to bring along or store the incidentals for survival.

What are incidentals? Those tiny, little, seldom thought of items that bring so much joy, but can be a real pain if we don't have them when we need them. The dental floss mentioned above is a good example. We have dental floss stored back in the larger rolls that will last us at least a year for those times when brushing and toothpaste just won't do the job.

We also have a dental pick with very fine tines for going between the teeth where toothpicks just won't make it. A small dental repair kit would be good insurance as well and these can be picked up for a few bucks at the various medical or survival supply houses. A bottle of "toothache medicine" wouldn't be a bad investment, either. Yes, I know that an aspirin applied to the aching tooth will kill the pain, but it can also damage the tooth's nerves and allow infection to set up resulting in still more problems that might become really serious in nature. Also, take note, denture wearers, that last season's strawberry jam does not make for the best denture adhesive either! When do we need to make "dental" preparations for survival times? Right now, as fast as you can say, "Ambesol"!

So, you forgot that there might be some need for a little construction or repair work during hard times. If you just had a few wood screws, you could make-do with the project, but the last hardware store closed six months ago because

dollar bills were no longer good for anything but starting fires. Too bad. Even a few finishing nails would help, you think.. .ah, for the good old days to come back! Little things like screws, nails, fence brads, wire, and the like would be most beneficial in times like we anticipate.

Unlike some survival writers who believe that there will be plenty of incidentals we can scavenge, are your neighbors likely to welcome you tearing down what is theirs to allow you to get some nails from their barn or chicken house? Think about that for a moment.. .what would you do? So, store back some screws, bolts and nuts, nails, brads, and other related items for those times when nothing else will do as a substitute. And, don't forget the screwdriver to match the screw heads.. .a phillips head just won't help with single slotted screw heads designed for flathead screwdrivers! Hammer? So, you forgot that nails need something to drive them with. Too bad!

I almost feel stupid talking about this one since your wood pile would serve northern Alaska's entire population through several winter blizzards, but did you forget matches? Butane lighters? Rubbing sticks? Flint and steel? Magnifying glass and tender cloth? Lay back several of the little cards of BIC or similar lighters in your stores of goods and don't forget the trusty old strike anywhere matches. You can even waterproof these by melting paraffin wax in a metal measuring cup on the stove (careful, not too hot!) and then very quickly dipping the match heads in and out of the melted wax.. .do this very quickly or you will saturate the heads

and they won't work any more! Lay them aside on waxed paper to harden and then place back in the box that you will completely enclose with duct tape to make it air-tight.

Did someone say, "Sandpaper"? Yes, I did. Several sheets of the very fine stuff will make the woman of the retreat feel better and you too should you break a fingernail to a ragged edge. What? No nail file or emery boards! Use the sand paper for nail care and for smoothing rough edges here and there or removing patches of rust on metal items. Strike your matches on it by hanging a piece near the fireplace or wood stove. Clean the old frying pan of junk build-up. A few sheets stuck out of the way in your favorite survival book should do the trick. Or, make your own sander with a block of wood, coat the flattest side with some glue, dip in clean sand and let it dry.. .sandpaper and block all in one! Might even sharpen the knife if you forgot the whetstones! You didn't forget the knife sharpening stones did you? Oh, well.

Speaking of sharpening things, ever try sharpening an axe with a sand rock? Better take your file with you. Good files cost a few bucks each, but in the long run will not build up your ugly vocabulary like sand rocks might! Files will shape, sharpen, and relieve metal when there just isn't as good a substitute around. To keep them from rusting, dip them in kerosene or a good quality oil made specifically for rust prevention and wrap them in waxed paper for storage... clean them prior to use or all the metal filings will stick to the file and the oil and clog the teeth. Files won't repair the major tear in you pants, however.

For major repairs, or even minor ones, on clothing, you'll need some needles and thread and a good thimble. Preferably the metal kind. You can get all you'll need for under \$10 at WAL-Mart or similar store. Get the nylon thread since cotton thread tends to dry rot over a long period. Did you know that thimbles come in different sizes like wedding rings? Neither did I until I went "thimble shopping" a few years back! Get the right size for your finger or you can't use it! A sewing kit complete with scissors is a must have incidental. Daniel Boone would have wanted one had he known what usefulness they possessed. Is that a big rip in your down vest? How you gonna keep the goose feathers in there? Now where did I put that sewing kit.

Eggs from your yard birds do provide a lot of protein and other nasties like cholesterol, but that is all you and the family have for breakfast since you missed that big buck yesterday as he ate your young garden to the ground. Maybe we all like harkening back to the days of a hearty farm fresh breakfast.. something about our psyche or genes, I suppose. But, personally, I like my eggs with salt and pepper.. yea, I know, you have to eat them plain and flavorless since you forgot the salt and pepper. After all, they were just little incidentals. So you have plenty of belch-fire gunpowder for reloading your ammo.. maybe that would be good on eggs? Don't for-get the spices, folks! At least your taste buds can be happy for a while even if your life is now very miserable and the UN troops are looking for people like you and the smoke over the hill just might be from their having burned your

neighbor's place down.. maybe he had incidentals and was just too happy.., they only go for people with incidentals, you know.

Beautiful generator! Good for you, you slick thinker.. you'll be able to run the microwave for at least a year or two! Wow! How come your gasoline just turned to jello? Forgot the gas extender didn't you? Happens to all the best of those who no longer can use their microwaves... they forgot that gas goes "bad" over time even in 55 gallon drums unless treated with extenders that keep it volatile for such purposes. But, that won't deter you will it? You've always wanted to make some napalm bombs.. good! Now you have the jellied gasoline to do it with. Don't forget the incidentals, folks!

There are just too many incidentals to list here, but you have by now gotten the picture. **PLAN FOR INCIDENTALS!** Take care until next time.

P.S. Did someone say, "Toilet paper"???



The opinions expressed in The Kiss-Off commentaries are the opinions of the author only and not necessarily the opinions of The Independent American, it's staff or writers.

The Kiss-Off Commentaries



by Pug Mahone

Readers of this column may have noticed that I got under a head of steam last issue and said some pretty strong things. An invasion across our southern border coupled with the kidnapping of American Citizens and border patrol personnel being fired upon by Mexican troops led me to very strongly point out that a real American administration would call for war with Mexico and invade the offending nation, killing any troops standing in the way of our troops extracting our Citizens from their criminal clutches. Oh yes, I also mentioned burning Mexico City to the sand.

Domestically, I pointed out the plight of Terry Schindler Schiavo and how the "judicial" system is conspiring with the death culture to set a precedence in pretending to have "legal" authority to order the execution of medically unsound individuals.

I pointed out how the ninth circuit tribunal violated the Constitution and their oaths of office in conspiring to

disarm Americans. I also wrote how the supreme court abrogated their duty to uphold the Constitution and by recognizing foreign court rulings as precedence in American Law, has committed treason. Within these paragraphs, I made the strongest of statements. I declared that if any agents or agencies began raiding American homes to steal arms or other property, I would rightfully and lawfully resist by shooting and killing such scum.

Some time has passed since then and I have had some time to cool down. In a calmer and cool manner, I would like to use the space in this issue's column to state the following: I whole heartedly stand by everything I wrote. If traitorous scum want to turn our once just and free Constitutional Republic into a third world police toilet, I will resist in the manner I have described.

I will also use the space in this column to commend the magazine which you are reading now for having the courage to print this work. In the past, I have submitted articles to other magazines that were far more watered down and less offensive to the "authorities" that be, yet those articles were turned down only for the reason that they would be considered too critical of that authority. I have been assured that will never be the case with this magazine.

You might have gathered from the grammar of last issue's column that some censorship had taken place. Not really. I had used some rough language and those words were changed. The meaning, though, had not. Our junior editor, who puts the pages of this magazine together explained to me that

he wishes to keep the magazine one that is readable by every member of the family. As such, I agree. I did write some crudely expressed paragraphs. Fortunately, Corceigh Green's verbal Puritanism was able to cut and paste together a more acceptably publishable article.

As to my meaning which was expressed, I have been assured that such will never be censored. Though disclaimers are published at the top of the page for legal reasons, this magazine will honor the spirit and meaning of the First Amendment and publish, "any well written article favorable to the Constitution and America's true form of government". I am told, as well, that such is also the view of the magazine's senior editor Douglas Paul Bell and the entire bulk of the writers. Where else are you going to read something like this?

Updates:

In the September/October issue, this column reported on the Lyle Barkley stand-off. Lyle Barkley applied for and was granted "permits" to place two pre-manufactured homes on his property and add on construction, joining them together. Later, after construction began, the "permits" were cancelled. Barkley refused to obey an unlawful order of Charlevoix, County Michigan tribunal to remove his pre-manufactured homes from his property. In response, Barkley was ordered to pay ransom and to remove his home or go to jail.

Barkley contacted his Militia organization, which is a pact membership. They came to his aid and backed down any punitive/military

enforcement of the tribunal's unlawful orders.

Through this action, the stand-off ended peacefully. Norm Olson of the Michigan Militia brought in a Michigan contractor and former Michigan Militia member, Dan Guilbeault to act as legal representative for the Barkleys. Guilbeault was able to hand deliver an Ex Parte order to the sheriff and tribunal of Charlevoix County allowing the Barkleys access to "legal" if not lawful means of defense.

At the present, the stand-off seems to have ended and peaceful means of exercising property Rights are being used. If Lyle Barkley had not been a 2nd American Revolution Militia member, it is doubtful that peaceful means would have prevailed. The Charlevoix County tribunal and it's sheriff had threatened military style force against the home owners for the exercise of their Rights. It was due to being confronted with an opposing force that this action was stopped and access to a "legal" means was restored. We will see how our Rights are received in such tribunals.

Rick Stanley, commander of 2nd American Revolution Militia, is still unlawfully imprisoned for exercising his Right to keep and bear arms. The violation of Stanley's Rights were perpetrated in Denver, Colorado, which claims to be a "home rule" city where the Constitution has no bearing. Therefore, it is being asserted that constitutionally enumerated Rights are not guaranteed to Citizens within the confines of Denver's city limits.

As Denver considers itself not a part of

these united States of America and an enemy to the Rights enjoyed by Americans, Citizens will be well informed to stay out of the confines of this hostile nation, boycott it's goods and markets and ignore it's unlawful edicts being directed at the rest of Colorado State.

Election year:

2004 is an election year. Already the few remaining American voters are divided into Republican and Democrat camps. Each side believing their political party is the lesser of the evils being inflicted upon Americans.

Voting is a serious function of American governance. Voting is *supposed* to ensure that the American people within districts of representation are represented by statesmen with the interest of his constituents at heart. Regrettably, there are very little statesmen left in America and representation of the people has corrupted and degraded into a political system of graft, bribery, greed and selling out to the corporate entity that can do the most for you. The political process has been so locked up by corruption that millions of dollars are needed to wage a serious campaign. Common Americans wishing to represent his/her district for his/her neighbors without the backing of corporate interests with their own political agendas are completely locked out of the system.

This is not to say that all corporations are bad. It is regretful, but the corporations that are making the largest impact are those with international ties and global interests that put American

interest behind their own global ties. Entities like the Rockefeller Foundation, the Carnegie Foundation and corporations like Haliburton and British Petroleum fund the campaigns of politicians, who then represent the wishes of their employers over that of their constituents.

It did not take foreign entities too long to figure out that American political offices were for rent and act on the fact. Bill and Hillary Clinton have the communist Chinese government to thank for their second term as co-presidents. All Bill had to do was transfer nuclear targeting secrets to the Chicoms. George W. has nothing to fear from Chinese money unseating him, though. His transfer of computer technology related to the nuclear field will keep his campaign war chest filled.

Republicans and Democrats are spewing forth rhetoric casting a mirage of differing agendas and opinions. Nevertheless, when a small semblance of intelligence is applied to political voting records and actions, no difference can be discerned between either party. Both are steering America down a road of tyranny, despotism, and totalitarianism. Observing the singular agenda of both parties, one should consider that voting for the lesser evil is still voting for evil. And if you vote for evil, evil is what you will get. Evil has been steering us into this cesspool. Evil will not wade us out. American voters need to turn to a good alternative.

The Constitution Party and the Libertarian Party are both good alternatives, but are they viable alternatives? The Constitution Party and

the Libertarian Party were both founded due to the frustration of Americans looking for representation that would not sell out their votes and continue to further the same globalist agenda. Starting small, these independent parties have grown over the past few years and continue to grow stronger.

These parties have frightened the established politicians. The propaganda machine has been spouting its slogan, "Don't throw your vote away by backing a third party." We have seen how third parties are growing stronger, nonetheless. Besides having governors elected in Minnesota and Vermont, (though bad examples of socialist politicians), they have at least shown us that third parties can and do win when Americans are fed up with totalitarian politics. Socialist third party candidates are not the only independents winning, either.

Across the country, Libertarians and Constitutionals are winning County and local offices. By bolstering constitutional representation in local and County offices, Independent Americans are hoping to restore the Constitutional Republic from the bottom up. Constitutionals and Libertarians believe that by winning offices on the local level, unconstitutional ordinances can be resisted and negated, such as has been happening with the tyrannical PATRIOT act. Some property Rights can be restored as well as a strengthening of the Bill of Rights, which is being ignored in Congress and the Senate in addition to State legislatures.

We are, indeed, witnessing some victories in this arena. The preservation

of freedom is becoming a hot issue in elections. Without a third party to which Independent Americans may "throw away their votes" fledgling politicians running for local offices would feel no need to give any attention at all to the wishes of how their constituents should be represented. Remember how Bob Dole told gun owners that despite his betrayal of their Rights, they had no where else to go to cast their votes? As a result gun owners did not vote. With communist Chinese money and no conservative candidate, Bill and Hillary Clinton easily took the farce we referred to as the 1996 election.

Very little attention, other than lip service, is paid to the Rights of the people that cannot be legislated against. Such Rights are unlawfully legislated away daily by the politicians in the usual parties. Americans NEED a third party whose platform includes the restoration and enforcement of the Constitution. The Libertarian and Constitution parties are providing this. They are viable at the local levels and are growing stronger, but these parties need you to win back political seats from the two globalist parties.

These third parties did not become threats to the entrenched politicians at the local level by doing nothing. Where these parties have been successful are in areas where the people have become educated to the threats to the American way of life. Winning offices took money, advertising, organization, volunteers and the work of some backers. These parties do not have the support of a controlled media. To win your country back, or at least your little section of it, you will have to put some effort into helping to

get the best candidate for the job elected. That will mean donating (if you have the money to spare) to the campaign fund. Or there are thousands of small things you can help out a campaign with. Contact the local offices of the party of your choice. Request literature for candidates and campaigns, then offer to help. At least put up some signs, talk to your neighbors or distribute literature. Better yet, organize town meetings, drive candidates to and from meetings, write speeches and run errands. This is a fight for the Republic. It's either secure our freedom by securing political offices or win it back in the streets. What would you rather do?

Of course, rising success at the local level and growing success at State and national levels is not going unnoticed by the entrenched globalists. As the propaganda about "throwing your vote away" is working less and less amongst a populous dissatisfied with the violation of their freedoms, the globalist tactics have changed to ensure a favorable outcome for the usual party suspects.

Vote fraud has been common for a great many years in America's voting booths. The dead didn't really rise in Chicago to vote in mayor Daley and illegal immigrants being bussed to voting booths across America have no Right to vote in our elections. As terrible as those violations of America's voting processes are, there have been worse. The League of Women Voters have been caught on video tape rigging elections and punching ballots to sway elections toward the League's political agenda.

Get ready for the Diebold electronic

touch screen voting machine. Diebold corporation CEO, Warren O'Dell held a fund raiser for the Bush-Cheyney campaign in July of 2003. It is reported that \$500,000 dollars was raised and Dick Cheney attended. In fact, Diebold corporation has been "unofficially" politically active in helping candidates. With ties to candidates as those cultivated by Diebold, should Americans trust electronic voting machines made by them?

Absolutely not! Here's why. Researchers at the Johns Hopkins University found flaws within the software of the voting machines enabling tampering with Americans' votes. After the researchers made their findings public, the State of Maryland commissioned a review of the machines before acquiring them for use in State and federal elections. The State of Maryland did find the same flaws as did the Johns Hopkins University researchers. Instead of eliminating the threat of electronic vote tampering, the State of Maryland opted to "fix the flaws in the system". Of Maryland's option to "fix the flaws", Aviel Rubin, one of the Johns Hopkins researchers said that he was astonished that Maryland would proceed with the purchase of the machines after so many problems were uncovered. Rubin went on to quote, "If you commission SAIC to do a study and write a report, and they come back and say that the system is insecure, it would seem to make sense to suspend the plans to use the system until SAIC writes a report saying that it is safe to use them," Rubin said. "It defies logic that Maryland has these plans [to proceed] given what SAIC says about the Diebold machines."

Maryland State budget secretary, James DiPaula Jr., who oversaw the State of Maryland's review, said, "The State has little flexibility. Federal and State law requires an upgrade of voting equipment and federal funds from the Help America Vote Act are being used for the purchase."

It seems that federal and State statutes are requiring that a flawed system be forced down the throats of American voters. Did I say flawed? Get this straight! The only reason Americans are being forced to vote through an easily tampered, computerized piece of crap is because this piece of crap *is* easily tampered with. We have seen vote fraud committed in America to help satisfy the greed of petty thugs like Richard Daley and to further the political agenda of leftist special interest groups like the League of Women Voters. Those instances of vote fraud took organization and a large effort of a few people in key places. During the 2000 national elections, efforts had to be re-doubled as two conniving globalist camps went after each other to steal the elections. It wasn't easy for Slick Willie to hold back absentee ballots from American military personnel overseas and it wasn't easy for George W. to fight fraud in Florida and influence State and federal judges.

Now, with the electronic voting machine, the chosen politicians need not put any effort into the rigging of America's elections. From one central location, these machines can easily be rigged and the globalist's man will be headed for what was once an American office.

I know that these skirmishes are building

on our free time, but America needs to call on her Citizens again. Write and phone your politicians and tell them to oppose any further installment of these cheater machines on Americans. Tell them to take the ones installed now away and to give the vote back to Americans.

We all need to guard against vote fraud. This is an easy enough process. The paper ballot process has been used since America's founding. By adding a carbon copy receipt to each ballot, confirmation of an election could be made an honest process with the use of cameras and live broadcasts of vote counting. Such a process will ensure an honest government and fair access to the polls by third parties.

Writing your politicians won't be enough for this. Most politicians across the land do not want to ensure a fair process for challenging candidates. You will have to organize and force paper ballot referendums on your ballot. Hopefully, they are not already rigged. You will also need to talk to your neighbors and organize them. You and your like-minded buddies need to join election boards and run as candidates. Readers of this magazine should realize that *The Independent American* is not just about personal survival and self sufficiency, it is also about resistance to tyranny and restoration of America's Constitutional Republic. This is a fight that we must all take part in. This election year, don't be part of the crowd that allows America's domestic enemies to further their agenda. Now get out there and FIGHT!

**I PLEDGE ALLEGIANCE TO THE FLAG
OF THE UNITED STATES OF
AMERICA, AND TO THE
REPUBLIC, FOR WHICH IT
STANDS; ONE NATION,
UNDER GOD, INDIVISIBLE,
WITH LIBERTY AND JUSTICE FOR ALL**

Projects For Home And Life

Making Flash and Signature Suppression Equipment For Your Rifle

The following entry is for information purposes only. The manufacture and possession of the following devices may be illegal in some States, locales or may be prohibited federally. Check with State and federal statutes and ordinances before making or deploying any of the following equipment.

There may be times when you do not want to be easily seen or heard. To operate undetected with the use of a firearm is a necessary ability on the battlefield or other conflict. We all hope that America never sees the strife that has been rampant in other lands, but we must also be prepared for it in case it does come to our shores.

If America does see fighting like that in Bosnia, Croatia or the formerly Soviet Georgia, Americans fighting for their survival and/or freedoms need to be hard to detect on any field of conflict. Firing a rifle produces noise and flash. Both noise and flash can be a giveaway during battle. When your position is given away to an enemy during a conflict, you will be pinned down by fire, flanked, then killed. You must take steps to ensure that your position is not easily given away by your own rifle.

It may be difficult for Americans to think of such things, but the price of

freedom is eternal vigilance and now is the time to be vigilant. It is irresponsible to dismiss the possibility of internal strife or invasion from without by flippantly responding with, "It can't happen here.". America is experiencing an invasion across it's southern border and the loss of freedoms internally. Don't tell me it can't happen here. It is happening as you read this.

In preparation for some very tough times, reduce your probability of detection on the field of conflict by making your rifle less detectable. Keep the instructions below and pick up the materials listed to have ready. When the day comes to follow the instructions, you will know how to be less detectable in the field to your enemy.

Flash Suppressor

Flash from your rifle is caused by burning gunpowder being expelled from the muzzle. This burning powder expands outwardly and spherically upon leaving the muzzle, emitting light as the candescent gasses burn. This effect can be impressive at night. Beside flash, gasses expelled from the muzzle produce blast. Blast is an overpressure wave that cannot be seen, but does kick up dust and dry grass. This is sometimes noticed by an enemy and can give away your position.

Many military surplus rifles and pre-ban Citizen market rifles may have flash suppressors welded or threaded onto the end of their barrels. Suppressors work by confining the expanding gasses and re-channeling them. This allows more gas to burn before expanding spherically, dimming their output of light. This also breaks up the blast aspect, so that less dust and dry grass is kicked up.

Flash suppressors are very handy to have on a surplus rifle, but you probably do not want to thread your hunting rifle or weld anything on it. The same may be said for the many

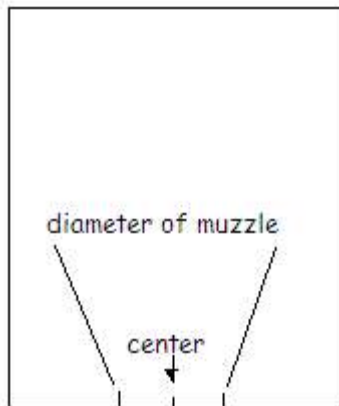
SKS rifles imported into America and many other models as well. This is very easily remedied.

Many scoped hunting rifles have had their front iron sights removed. This makes them prime candidates for the following method. Merely ignore the instructions for cutting out an area to accommodate the sights.

First go to your hardware store and buy some 16 gauge sheet metal and 2 small hose clamps used for clamping small diameter automotive hoses in place.

Now find the circumference of the outside of your barrel, by measuring the outside diameter, dividing by 2 and applying the pi, r squared formula.

Cut a piece of sheet metal between 3 and 4 inches long. the width should be the circumference of the outside of your barrel plus 1.5 inches. Next, find the center of one edge of the width measured side of your sheet metal and mark it. Divide your circumference measurement by 2 and measure this amount to the right of your center mark and mark there. Repeat this process to the left.

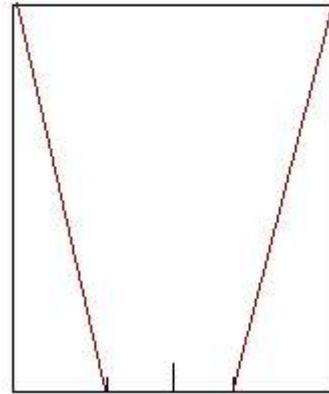


Mark your sheet metal accordingly.

Draw lines from your circumference marks to the opposite edge of your sheet

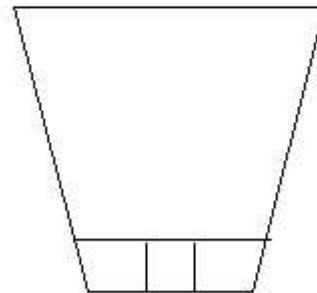
metal's corners and cut along those lines.

mark lines and cut.



Because you will need to work around your rifle's sights, measure the width of your rifle's sight post or dove tail joining. Divide this measurement by 2 and mark the new amount to the right and left of your sheet metal's center mark. Also measure from the muzzle of your barrel to half an inch behind your rifle's front sights. Measure this amount and make a mark on each of your sheet metal's lengthwise edges, then draw a straight line between the 2 lengthwise marks. Next, use a straight edge to draw lines from the marks measured from your rifle's front sights width.

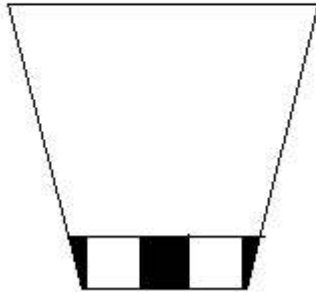
mark the area to be cut out in this manner



Using a straight edge, mark a straight

line from each corner of your measured edge of the sheet metal up to the line marked measured from the rifle's muzzle to 1/2 inch behind the front sights. Once marked, cut out the marked areas.

cut out these areas



Bend the sheet metal into a funnel, leaving the bottom cut-out tabs straight. You may bend the tabs straight, away from the funnel to fit the barrel.

Before fitting the funnel to your barrel, wrap your barrel with electrician's tape to prevent marring.



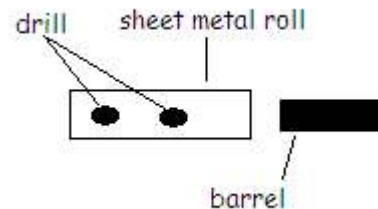
Because you may need to put a flash suppressor on a rifle with a sight post, custom cut outs on your sheet metal will be necessary.

Fit the funnel over your barrel, so that the front sight post rests between the tabs. Use

one automotive hose clamp behind the sight to fix the flash suppressor to the barrel. If possible, use another clamp in front of the sight post to make the fit more secure.

This flash suppressor is very similar to the type used on the Lee-Enfield Number 5 jungle carbines. They are effective at dimming muzzle flash and when used in proper cover, makes the rifleman very hard to detect.

As mentioned, if your rifle does not have front sights (many scoped hunting rifles do not) your job will be easier. Merely cut a 3 inch length of sheet metal, find the outside circumference of your barrel and cut the entire sheet metal square with the circumference measurement by the 3 inch length. Now, roll the sheet metal into a straight tube. Drill 2, 1/4 inch diameter holes in one side of the tube, then repeat the process on the side directly opposite. Tape your barrel as before, then slide the tube over the barrel, positioning the drilled holes on the right and left sides of the barrel. Allow the portion of the tube with the holes to extend beyond the muzzle.



Clamp the flash suppressor in place with an automotive hose clamp as before. This flash suppressor also works well and is similar to some used with FN-FAL and H&K rifles.

PVC pipe makes great material for expedient rifle accessories. A similar flash suppressor to the above sheet metal roll suppressor can be made with PVC pipe and a pipe coupler.

The size of the pipe is extremely important here. Your rifle must be of either .30 caliber, .223 caliber, 7.92 caliber (8mm) or

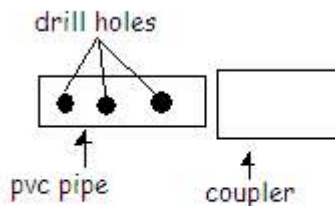
.243 caliber. This is because PVC pipes are available in 1/4 inch and 1/3 inch diameters. In fact 1/3 inch diameter piping is becoming hard to find. Your 1/4 inch pipe will accommodate a .223/5.56mm or .243/6mm diameter bullet because of it's .25 inch diameter opening.

A 1/3 inch pipe will accommodate bullet diameters of .308/7.62mm (.308 Winchester, .30-06, .300 Winchester Magnum, .30-30, etc) .311 (.303 British, 7.62x39, 7.62x54R) and .32 (8mm Mauser).

The first order of business in fabricating a PVC flash suppressor is fitting the coupling to your barrel. For most rifles the coupling will be larger in diameter than the outside circumference of your barrel. To remedy this, wrap your muzzle with tape until there is a sufficient quantity to make the circumference large enough to accommodate the coupling.

Cut off about 2 or 3 inches of PVC pipe and drill 2 to 3 1/4 holes in opposing sides as you had the sheet metal roll. Use PVC pipe cement to permanently fix the pipe to the coupler. When ready to use, place the coupler over the barrel firmly and tape the fixture.

Make certain that the pipe is lined up properly with the barrel. If the pipe is not properly lined up, the bullet will impact with part or parts of the flash suppressor. This will destroy the flash suppressor and possibly send some shrapnel your way.



Note: If your outside barrel diameter is very large, it may be helpful to buy a 1/2 inch to 1/4 or 1/3 inch reducer coupler.

Tape can be more easily removed from your rifle by steaming the tape and pulling it off, then gently washing with ivory soap.

You may not be able to find 1/3 inch pipe. In this case, you can drill out 1/4 inch pipe with a 1/3 inch drill bit on a drill press. Make **VERY** certain that you drill perfectly straight. If your rifle barrel's outside circumference is greater than the inside circumference of the 1/4 inch coupler, use a dremel tool to **EVENLY** ream out the inside of the coupler on the side that will be attached to the rifle. Leave the other side of the coupler alone. This is often necessary with SKS and AK style rifles.

As mentioned, noise may also pose a problem for Americans on a future field of conflict. Commonly called silencers, firearms signature suppressors not only stifle flash, all but eliminating it, they also reduce the noise made. When striking at an enemy from 300 yards or more, they will make you absolutely undetectable by your first shot. These devices are also useful should you need to hunt for fresh meat during a conflict or after a gun ban.

To make one, obtain the correct size PVC pipe and 2 couplers. In addition buy a few bags of cotton balls, a 1 inch PVC pipe and 2 end caps. Measure the outside circumference of your 1/4 or 1/3 inch PVC pipe. In the exact center of your 1 inch pipe end caps, drill holes of the same diameter.

Next, cut your 1/4 or 1/3 inch PVC pipe to a length of 7 inches. Drill 1/4 inch holes through all sides of your 1/4 or 1/3

inch PVC pipe.

Cut your 1 inch PVC pipe to 5 inches in length. Glue one of the end caps on one end.

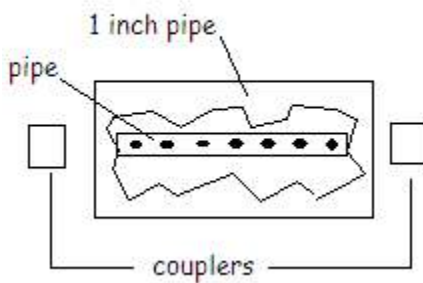
Place your drilled 1/4 or 1/3 inch pipe through the center of the 1 inch pipe and through the hole in the center of the end cap. Allow 1/2 inch of the small diameter pipe to protrude through the end cap.

Glue a coupler onto the protruding end of the small diameter pipe and glue the end of the coupler to the end cap.

Place your cotton balls inside the 1 inch diameter pipe until it is full.

Place the second end cap on the open end of the 1 inch pipe so that the small diameter pipe protrudes 1/2 inch through the hole drilled in the center of the end cap and glue in place.

Glue the remaining coupler to the protruding end of the small diameter pipe. Also glue the end of the coupler to the end cap.



Attach the signature suppressor to your rifle as you would the PVC made flash suppressor.

During the first use of any of these devices, check the device for fitting after

each shot. Use common sense and make certain that safety is ensured.

I have not included photos of any of the devices mentioned because I have not manufactured them. The manufacture of these devices are illegal. Should any exist, they can not be found in my home or on my premises.




Advertisement

The Passion

Of The Christ

A Mel Gibson Film

Opening in theaters February 25, 2004



Russia Deploys New ICBM.

by Corceigh Green



Photo: An early test of an SS-25 Topol. Designed to penetrate SDI protected airspace of America.

In an article printed in the first issue of *The Independent American*, *The New Nuclear Threat*, a point was established that nuclear war was still possible and that Russia may not be as friendly toward America as had been reported. A lot of heat was taken by the magazine for the printing of the article. Concerns are now growing over the development of Russia's newest deployment of ICBMs.

In the 1980's, the Reagan administration announced it's work toward developing a Strategic Defense Initiative (SDI) protective Anti-Ballistic Missile (ABM) system. The purpose of this ABM system was to protect Americans from nuclear annihilation. After this announcement, Russia began working to develop weapons that would defeat SDI intercepting ABMs.

After the collapse of the evil empire in the early 1990's and a more openness between America and Russia ensued, it was somehow assumed by Americans that

Russia was no longer a threat. Sure they still had a nuclear arsenal and were deploying one new Typhoon class ballistic missile submarine per month, but neither the American public nor media seemed to care.

Not until now, that is.

A sell of nuclear technologies by the Clinton regime has allowed the Russians to further develop their early prototypes of ABM defeating warheads. In 1997 the Russians used a US manufactured super computer, sold to them via the Clinton regime, to develop the SS-27 ICBM and it's system of nuclear and ABM defeating warheads. The SS-27 is capable of launching "dummy warheads" capable of distracting, or scrambling ABM sensors and radar. Some of those warheads, however, will be the real thing. The SS-27 will also launch a 550 Kiloton nuclear warhead. That's over one half megaton and is an ideal yield for both soft and hardened targets using modern accurate guidance systems.

The 550 KT warhead is not just mounted on any ordinary Multiple Re-entry Vehicle (MiRV). This warhead is being mounted on a Maneuverable Re-entry Vehicle (MARV). This allows the re-entry vehicle carrying the warhead to maneuver within the atmosphere, avoiding ABM weapons that would destroy ordinary MiRVs.

Apparently, no-one has yet told the Russians that the cold war and arms race is over. At least they don't believe it is and are still developing and deploying weapons designed to strike Americans.

Hopefully, you have saved your first issue of *The Independent American*. Use the article, *The New Nuclear Threat*, to make your preparations for a nuclear strike or war. We will post more nuclear survival articles in these pages in the future. Also look for our upcoming, *The Independent American Survival Library*. ✨

What's In The News

February 12, 2004

VIENNA - The head of the United Nations nuclear watchdog said Thursday the world could be headed for destruction if it does not stop the spread of atomic weapons technology, which has become widely accessible. In an opinion piece in the New York Times, Mohamed ElBaradei wrote that nuclear technology, once virtually unobtainable, is now obtainable through "a sophisticated worldwide network able to deliver systems for producing material usable in weapons."

Above all ElBaradei echoed U.S. President George W. Bush's call in a speech on Wednesday for states to tighten up the control of their companies' nuclear exports to proliferators.

ElBaradei, the International Atomic Energy Agency (IAEA) director-general, said the world must act quickly because inaction would create a proliferation disaster.

"The supply network will grow, making it easier to acquire nuclear weapon expertise and materials. Eventually, inevitably, terrorists will gain access to such materials and technology, if not actual weapons," he wrote.

"If the world does not change course, we risk self-destruction," ElBaradei said.

The father of Pakistan's atom bomb, Abdul Qadeer Khan, admitted last week that he and scientists from his Khan Research Laboratory in Pakistan leaked nuclear secrets.

They are believed to have been part of a global nuclear black market organized to help countries under embargo such as Iran, North Korea and Libya skirt international sanctions and obtain nuclear technology that could be used to make weapons.

The massive illicit network has touched on at least 15 countries around the world.

ElBaradei said the 1968 nuclear Non-Proliferation Treaty (NPT), the global pact aimed at stopping the spread of atomic weapons, needed to be revisited and toughened to bring it in line with the demands of the 21st century.

He said it should not be possible to withdraw from the NPT, as North Korea did last year, while the tougher inspections in the NPT Additional Protocol should be mandatory in all countries. Currently fewer than 40 of the more than 180 NPT signatories have approved the protocol.

ElBaradei said that the Nuclear Suppliers Group (NSG), a 40-nation group of countries that work together to prevent the export of peaceful nuclear technology to countries that might want weapons, needed to be transformed into a binding treaty.

"The current system relies on a gentlemen's agreement that is not only non-binding, but also limited in its membership: it does not include many countries with growing industrial capacity," he wrote.

"And even some members fail to control the exports of companies unaffiliated with government enterprise," he added.

ElBaradei called for the production of fissile material for weapons to be halted and enrichment technology restricted.

He said people who assist proliferators should be treated as criminals and states should eradicate loopholes that enable sensitive exports to slip past regulators.

He also called on the atomic weapons states who signed the NPT - the United States, China, Russia, Britain and France - to move towards disarmament as called for in the pact.

In a clear jab at the United States, which plans to forge ahead with research into the so-called mini nukes, ElBaradei said the world must drop the idea that nuclear weapons are fine in the hands of some countries and bad in the hands of others.

"We must abandon the unworkable notion that it is morally reprehensible for some countries to pursue weapons of mass destruction yet morally acceptable for others to rely on them for security - and indeed to continue to refine their capacities and postulate plans for their use," he said.

<http://www.haaretzdaily.com/hasen/spages/393639.html>

Feb. 4, 2004

Strategic military exercise is in this year plan of military training and is scheduled for mid-February under supervision of Commander-in-Chief, President Vladimir Putin.

The exercise will resemble the scenario of that in 1982 called "7-hour nuclear war" by Western countries.

Currently General Staff Commander, Army General Mikhail Kvashnin is checking the readiness of Privolzhsko - Uralski Military District for the exercise.

One of the exercise elements will be training practical skills of commanding troops in "special period" - the military uses this name for the period preceding the war. The exercise will resemble the scenario of that in 1982 called "7-hour nuclear war" by Western countries. After that military exercise President Reagan initiated Strategic Defense Initiative - Star Wars Program. In 1982 the USSR conducted the biggest exercise for its nuclear missile military force. On June 18 in 7-hour-period two inter-continental UR-100 ballistic missiles from silos and RSM-50 ballistic missile from the 667BD nuclear-powered submarine were launched. The UR-100 missile warheads were intercepted by two A-350R counter-missiles, and RSM-50 hit the target in Kura ground in Kamchatka. In addition, intermediate-range 15ZH45 missile was launched from Kapustin Yar ground in the South of Russia. Also, in 2-hour period three space devices were launched: IS-P (Kosmos-1379) intercepting satellite, Zenit-6 (Kosmos-1380) spy satellite from Baikonur Space Center in Kazakhstan, and Parus navigating satellite from Plesetsk Space Center in the North of Russia. Kosmos-1379 satellite intercepted Lira special target imitating US navigating Transit satellite.

This time Moscow notified Washington in advance about the scheduled military exercise to avoid negative reaction of the version, the exercise is conducted within the framework of fighting the terrorist threat for the country. This year strategic exercise will be on smaller scale than that of 1982, but the biggest one since that time. More military units will be involved in it, including long-range strategic aviation and the command of frontier and interior troops.

First all 14 TU-160 strategic bombers of Heavy

Bombers Division 22 in Engels, Volga area, will take off after alert signal. Part of the air squadron will fly to the North Atlantic area and will practice shooting cruise missiles there, and another part will fly to Arctic and Siberia. On the way back the bombers will be refueled by Il-78M refueling planes of Air Squadron 203 in Ryazan area.

Other Tu-22MZ long-range strategic bombers of Air Squadrons 52 and 840 will hit the grounds in Vladimirovka (Astrakhan region) with missiles and bombs. Simultaneously Topol inter-continental ballistic missile will be launched at Kura ground in Kamchatka. Then 667BDRM strategic missile submarine will launch RSM-54 ballistic missile from the Barents Sea area. Also, Space Force will launch military satellites from Plisetsk and Baiconur space stations. In this way the General Staff plans to imitate the replacement of the satellites lost during the hypothetic military action. Launching Topol and RSM-50 missiles and Molnia-M and Zenit-2 space rockets is going to be detected by Moscow A-135 anti-missile defense system which will be put on high military alert during the exercise. After the exercise completion, Commander-in -Chief Vladimir Putin will analyze and sum up the performance of the Defense Ministry and General Staff, the commanders of Moscow, Leningrad and Privolzhsko - Uralski Military Districts, Northern Fleet, strategic missile and space military forces.

http://english.pravda.ru/main/18/88/351/11962_military.html

ADVERTISEMENT

Keep getting news and solutions to the growing threats to your life and freedoms.

Subscribe to The Independent American. Send \$15.00 to:

The Independent American
Subscription
P.O. Box 1894
Iowa City, Iowa [52244]



Product Reviews

PH Tester from Harbor Freight Tools:



Whether you are a seasoned and experienced gardener or a beginner on your first year, knowing your soil's PH balance is a tremendous help. Knowing the elements you need to add to your soil to make it fertile for your plants will spell success or failure for your garden. For this reason, PH testers are a necessary instrument for your homestead.

There are many types of PH testers and kits available on the market, but you will not find one more convenient to use than the PH tester offered by Harbor Freight Tools.

While many PH testers come in kits that require you to mix your soil in a solution provided by the kit, The Harbor Freight Tools PH tester is thrust into your soil by the use of it's electrode. The easy to read meter gives an exact reading of your soil's PH balance making it easy for you to know what conditioning your soil needs.

The meter gives exact readings, is easy to read and is far superior to PH kits that require you to interpret the color and shade of litmus paper that you have exposed to a mixture of your soil and a solution. To use, simply clean the electrode, water your soil, thrust the electrode into your soil and wait for 2 minutes. Clean the electrode again, then repeat the process. At the end of 2 minutes you will have an accurate PH reading of your soil.

The Harbor Freight PH tester's rating for ease of use is zero dirty words used. The best ease of use rating from a rating of zero dirty words to 5 dirty words used. This product is highly recommended for Independent Americans who plan on growing a garden.

Advertisement

Advertise in The Independent American and reach survivalist, self sufficient and freedom oriented Americans across the nation. The Independent American, advertising, P.O. Box 21, Fernwood, Idaho, [83830]



Live Free Or Die

A Few Good Cheap Knives

by Tom Icom

<thomasicom@yahoo.com>

A good knife is one of the basic elemental tools of survival. I first started carrying a knife at age 8. It was one of those Boy Scout pocket knives that had a knife blade, bottle opener/screwdriver, awl, and can opener. It was so handy that a few years later I started carrying a Buck lock-blade, and one of the medium Wenger Swiss-Army knives. I remember back in high school that the Buck lock-blade was a status symbol among the “redneck” clique. The carrying of knives was technically against school regulations, but as long as you didn’t brandish it, get into a knife fight, or stab someone the school generally turned a blind eye. If I recall correctly, they didn’t even consider Swiss-Army pocketknives to be “knives”. That was a little over 15 years ago however, and back then they didn’t even care if you brought your rifle or shotgun into school to do some gunsmithing on it in shop class, as long as you gave the shop teacher advance notice. Kids are getting kicked out of school today for bringing in nail-clippers, and zip-lock bags of sugar for their breakfast cereal.

When I was in high school, I had a part-time job as an electronics technician at the local TV repair shop. (I started out as a clerk.) As a matter of course I kept in my backpack a pair of needle-nose vise-grips, diagonal cutters, a 6” adjustable wrench, and an allen wrench set. That was in addition to the Buck knife and Swiss-Army knife I carried on my person. I would have

carried a TRS-80 Model 100 too if I could have afforded one back then. I think a student who carried that amount of hardware into school these days would be considered some sort of terrorist, and that shows how sad things are these days. If they put metal detectors in my high school back then, my friends and I would have had nothing but fun with them, much to the school’s chagrin. Likewise, we had all sorts of high-tech ways of dealing with the predecessors of today’s street gangs that they would rather get arrested than deal with us. Nowadays, it appears that most public school students are carbon copies of their sheeple parents. I feel that any parent who does not teach their child the essentials of handling firearms and knives is guilty of child abuse, and that any parent who does not at least try to get their child somewhat interested in science and technology to be lower than a pedophile. But I digress.

They say that a good knife should cost about a day’s wages. Assuming minimum wage (or a little more) in my home state of Connecticut, and an 8-hour day that should be around \$60. I picked minimum wage because I’m assuming a worst case scenario, or someone who is just starting out in survivalism on a limited budget, such as a student who does not wish to follow the stupidity of most of his or her peers. I first took a trip to the local Wal-Mart. I’m not recommending you buy anything from Wal-Mart unless you absolutely have to. Most of my experiences dealing with the sales-people in Wal-Mart have been negative, and many people I have talked to experience similar problems there. I personally find this incredible because one of Sam Walton’s sons, and presumably an executive in the company, served in MACV-SOG during the Vietnam War. One would think that poor customer service would not be tolerated from such an individual. In many areas, it is unfortunate that Wal-Mart is the only option when it comes to supply procurement. My first choice would probably be the classic Buck Special for \$40. This particular knife

has been around forever. The store I visited also had a number of fixed blade knives from Gerber and Schrade starting at \$20. While nothing particularly spectacular, they will get the job done in a pinch. The Winchester brand knives they offered were even cheaper than that, but they were of junk quality. One good thing about Wal-Mart is that they regularly put Sporting Goods merchandise on clearance. On one of the last clearance sales they had, they were off-loading some nice Kershaw sheath knives for under \$30. At one such sale, I picked up a nice 3-blade Schrade "Old Timer" pocket knife for \$12.

Going through the mail-order route, a good army/navy, or sporting goods store, there are a number of good quality knives that can be purchased for under \$60. The first is the Glock Field Knife; as shown in the picture



According to Glock's website at <http://www.glock.com/> "Glock knives were developed in close cooperation with the special forces (Rangers) of the Austrian Army." You can find them online for around \$30. They are available in black or green, and with or without saw-teeth on the back. A friend of mine who is in the U.S. Army Special Forces swears by this knife. He keeps one on his LBE and has used it for everything from prying open crates to sawing 2x4s. At \$30 each you can buy two, keep one as a spare, and still stay in budget. Get the one with the saw-teeth on the back, as it is the more versatile of the two. Unlike many other knives with that feature, the Glock Knife's saw-teeth

actually work.

Another good cheap knife available via the mail order route is the Cold Steel Bushman. This is a real tough basic blade, and probably one of the strongest hollow-handle survival knives on the market (as well as the least expensive). As shown in its picture, the Bushman is made out of a single piece of 2.5mm thick SK-5 high carbon steel. According to Cold Steel, the Bushman has withstood 2 tons of pressure at the blade/handle junction without failure. This is a simple, rugged knife that the carbon-steel aficionados will love. The hollow handle on the Bushman not only will hold survival supplies, but also allow you to attach various handle extensions to increase your reach and leverage. The Bushman is around \$20 at most mail order places. Cold Steel has always put out high quality products, and has recently lowered their prices on a number of their products.



The Cold Steel Bushman.

Going over to folding knives, my personal daily-carry is a Spyderco Endura. I've been carrying it for so long that I can't even remember when I bought it. The Endura was inexpensive when it first came out. I believe it was in the \$35 range. It is now around \$55, so still within the budget. I have used this knife for everything from opening packages to removing a doormat from a snow blower last winter. My Endura has the full-length serrated blade, but they are also available with a full plain edge, and half-plain/half-serrated. In addition to the original Endura with a fiberglass reinforced nylon handle, Spyderco now makes it with a stainless steel handle. Between my Spyderco Endura and Leatherman Tool, I am able to take care of most of the tasks in and around the house without having to go for the toolbox. I have purchased other folding knives since the Endura,




The Spyderco Endura.

but I always go back to carrying it. Leatherman Tools start at just under \$40 for the original classic model, and that would be a worthwhile purchase within our knife budget as well. The Leatherman has just about replaced the Swiss-Army Knife as a daily-carry tool.

Those are just a few examples of good inexpensive knives that a survivalist working minimum wage could purchase for a day's wages. There are others out there as well. The Smith & Wesson knives made by Taylor Cutlery are inexpensive and a good value for the money. I recently examined a hawksbill blade "Cuttin' Horse" and an Extreme-Ops tanto folder that were of good quality and available for under \$40. You should also check local home improvement and sporting goods stores for clearance sales. The local Lowes Home Improvement Center a couple towns over had Gerber Multi-Plier 600 multi-tools on clearance for \$28. They came in a "special purchase" package that included the Gerber Ridge-Runner pocket knife. You can still walk into any decent Army/Navy store in the country and purchase a USMC Combat Knife or USAF Survival Knife made by Camillus or Ontario for under \$40. There are many different options available to the survivalist on a budget.

I'm saving the best for last. Knife maker Wayne Goddard has written a book for people who want to **make** their own knives on a budget. The book is called **Wayne Goddards \$50 Knife Shop**; ISBN 0873419936. It lists for \$20, but you can find it for less than that on the Internet. The title pretty much explains it all. The book shows you how you can put together a shop to make knives for \$50. It is a collection of all sorts of hints and tricks from one of the world's foremost bladesmiths.

I hope this article has made you realize that you can equip to prepare yourself for unforeseen circumstances even on a very limited budget. If you are not in this situation, then you should count your blessings. This country is continually becoming increasingly unstable as time goes on, and no one is immune from the downward spiral. Just recently two good friends of mine (both survivalists) were told that they were getting laid off. Fortunately, they both had decent-paying jobs and were able to further their survival preparations over the past few years. Many more Americans are going to feel the effects as the country continues to head for what appears to be another economic depression. Those with the foresight to realize what's going on and make the proper preparations will be those who will avoid the brunt of the mess.



Don't miss the next issue of *The Independent American!*

Coming next issue:

Radioactive Iodine

Expedient Primers And Chemical Compounds

Evac And Bug-Out Kits

9mm vs. .45 ACP

And much, much more!

God bless the Republic!

