

The Independent American
The Magazine
For A Free Life

Volume 2, Issue 2
July/August 2004

Revolvers For Survival

by Corceigh Green

The sidearm you carry should be a major consideration in your lifestyle. The type you choose must depend upon the living situation you find yourself in now and what you foresee coming your way. For instance, you may live in a large city where liberal/socialist beliefs prevail. In order to maintain a low profile and avert the fear and hatred of those who do not understand the freedom to defend oneself, you might choose to carry a sidearm that is easily concealed. In this case, you will be looking for a light, slim firearm with a short barrel and small profile. A small frame semi-auto will fill the bill for this.

What about a sidearm for the usual survival scenario? You know, the one a lot of us survivalists were contemplating in the '60s, '70s and '80s. Nuclear war, economic collapse or *Red Dawn* were all some of the scenarios we contemplated the need to be prepared for. Some things have changed since, but not as much as

photos by Moby Green



many think. Today we still face nuclear incidents and exchanges. We still face economic collapse though growing tyranny from within the federal government has replaced the Soviets in a *Red Dawn* scenario.

So, how about it? If you find yourself without support and the need to rely on a sidearm to survive, which type of sidearm might serve you best? If I were relying on the sidearm to do most of the things that I needed a firearm for, I'd choose a big bore revolver hands down.

When depending on your sidearm to provide you with food and security without specialized support, versatility is the name of the game. You will find no other sidearm as versatile as a revolver. Because a revolver utilizes multiple chambers bored into a revolving cylinder instead of a single chamber where cartridges are fed from a magazine and

(Continued on page 5)

Table Of Contents

Revolvers For Survival -----Page 1

Table Of Contents -----Page 2

About This Issue -----Page 3

Book Reviews -----Page 8

Morel Mushrooms -----Page 12

The Brushfire News -----Page 15

Survival Barter Items -----Page 21

Curio & Relic FFLs -----Page 24

Expedient Non-Corrosive Primers And
Chemical Compounds -----Page 28

Notes From All Over -----Page 37

The Get-Together/Classifieds -----Page 38

Info-Line -----Page 40

About Plants -----Page 45

Firearms And Survival -----Page 50

The Kiss-Off Commentaries -----Page 53

Projects For Home And Life -----Page 59

Products Review -----Page 62

Doug's Two Cents -----Page 63

What's In The News -----Page 66

Live Free Or Die -----Page 68

The Declaration Of Independence Page 72

The Independent American

Editors: Douglas Paul Bell
Corceigh Green

Contributing Editors:
Hari Heath, Glenn Boman
Pug Mahone, Tom from New England
Doug and Cathy Jory
Contributors:
C.J. Fritz



Page 45

Subscription rate for *The Independent American* is \$15.00 for 1 year, 6 issues. published bimonthly.

**To subscribe send a money order to:
The Independent American,
Subscription, P.O. Box 1894,
Iowa City, Iowa [52244]**

The Independent American: copyright 2004
No part of this publication may be reproduced
without the permission of the owners and
authors of this publication.

About This Issue



Corceigh Green; junior editor

Welcome to our July/August 2004 issue of *The Independent American*. You will no doubt notice that we have packed this issue with some of our thoughts on our founding documents. No July/August issue of *The Independent American* will ever be published without commentary on America's Declaration Of Independence.

The Declaration Of Independence is America's lawful document declaring the Rights of the several States to separate themselves from the despotic rule of England and detailing the abuses and violations of natural law by the crown making that separation necessary. It is the basis of the founding of our country and still the world's only definitive document detailing what steps governments are not to take and the Rights of the people to

dissolve the bonds of governments that perpetrate the abuses detailed within the document.

July 4th, 1776 was not the beginning or the end of America's historic struggle for freedom, liberty and independence. It was, however, a focal point. It was a decision long put off by Americans to finally end the corrupt rule over them. The struggle continued for several years after the Declaration was adopted by Congress on the 4th.

Americans fighting for their freedoms were in the minority. They were a small lot with never more than 8 percent of the population actually shouldering a firearm and trading fire with the enemy. It shows you what a band of determined men can do to change their destinies. It is also why this holiday is so important to Americans today. Americans must remember their past. Where they came from and what it took to get here and what it might take to keep it.

Americans of the late 1700's were smart enough and tough enough to stand face to face with the most powerful evil empire of their time and trade musket shot with them. Their determination, guts and blood bought you your freedom. Are you able to pay the price to keep your freedom or buy your children's freedom? Most Americans don't vote or even write letters let alone train or join a Militia. What have you done to preserve the America our forefathers built?

Ask yourself the above question, then consider what political candidates, parties or actions you are presently supporting. Do they stand up to guidelines of our Constitution? The concept of pseudo-

patriots is considered by Pug Mahone in his *Kiss-Off Commentaries* column. Do you know what it is you are supporting by waving Old Glory? What is it that defines our country? Read this issue's *Kiss-Off Commentaries* to identify pseudo-patriots. Also read Pug's thoughts on taking back our Rights and what political party and candidate he endorses for this year's presidential election.

Our lead article this issue states the case for *Revolvers For Survival*. What advantages might revolvers bring for you in the subject of survival? Why should you consider carrying one as your personal sidearm? If your interest in carrying a sidearm is general survival, this article will answer that question.

As always, our chief editor, Douglas Paul Bell, reviews more books of interest for Independent Americans. If you'd like to know what titles are out there and which of those are worth the read to Independent Americans, you'll consider this column invaluable.

Doug also contributes an article entitled *Survival Barter Items*. This article goes beyond the financial concerns of stocking back gold and silver coins. After a collapse, you will need to trade for bits, pieces and small items. Gold and silver will be for retaining wealth and trading for large ticket items like land, food and livestock. What items will likely carry you through the day-to-day grind in a new economy after a collapse? Read this article to know what you should have on hand right now.

This issue's *Info-Line* column touches on *Independence Day*. As stated at the beginning of this column, Independence

Day is a day that should not be treated merely as another day of vacation time. It is a day to remember our history and our Declaration Of Independence. Read the column, then spend the day at the shooting range and catch a fireworks show. And remember just what those fireworks symbolize!

In this issue's *The Brushfire News* column, Hari Heath warns us to *Bend Over - Your New Federal ID Has Arrived*. This is a chilling expose on how the federal government has created a national identification card from State driver's licenses and the identity trap that the federal government has created for Citizens.

CJ Fritz contributes an article considering *Curio & Relic FFLs*. If you are considering adding to your firearms collection or survival battery what can a C&R license do for you? What are the advantages, disadvantages and trade-offs? Learn the ins and outs of this tool, then decide if you need one.

In his column, *Firearms And Survival*, Glenn Boman discusses simplifying priorities in survival matters. A must read for those planning for their future.

Of course there is much more to be covered, but we'll let you enjoy doing that. As always, May you never need the information herein, but may it prosper you and see you through any situation.



(Continued from page 1)

extracted after firing, bullet configuration is not as important to the firearm's operation. This allows the shooter to load birdshot, cast lead bullets, jacketed hollow points or full metal jacket bullet configurations into the revolver and they will work without a hang-fire or causing a malfunction. One could also fire a different loading and different bullet configuration with each cylinder without fear of malfunction.

This is a nifty little feat, but what, exactly, does this mean for you and how does it help you in a survival situation? You can carry only so many firearms with you when you are traveling or on the run. You may want to have your hunting rifle, battle rifle, battle carbine, hunting shotgun, riot shotgun, rimfire rifle, rimfire sidearm, concealed sidearm, and defensive sidearm with you (plus ammo for each), but if you find yourself hoofing it through the backwoods, you'll need to leave something home. That means you'll have choices to make.

This is where the versatility of the big bore revolver comes in handy. With some handloading, you can tailor an ammo supply that will give your revolver the ability to supply you with small and large game, as well as serve in a defensive role.

Let's take everyone's favorite big bore as a standard for our article, the .44 Magnum. Everyone's heard the most famous line in movie history. "This is a .44 Magnum, the most powerful handgun in the world and can blow your head clean off." The .44 Magnum is no longer the world's most powerful handgun, but it got the job done and still does by thousands of handgun hunters every year. The right

loads take deer, sheep, elk, wild pigs and even bear each hunting season.



A .44 Magnum Hunting round loaded with a 300 grain Sierra bullet and stacked on top of 21.5 grains of H-110 powder. This is a stiff load and should only be fired in handguns that are built strongly like the Ruger Super Blackhawk.

One of my favorite hunting handguns is my Ruger Super Blackhawk. It is chambered in .44 Magnum and is strong enough to handle some stiff loads. This is a virtue you will want to look for in your survival revolver. If it will handle the stiff loads for you, the more able you will be to bring down the larger game at greater ranges.



The Ruger Super Blackhawk. This handgun is excellent for taking game, but has draw-backs when it comes to defense.

The Super Blackhawk is an excellent handgun for taking game, but lacks features that make it ideal for defensive applications. What features will you need for defensive applications? Your revolver must be double action. Every time you squeeze the trigger the cylinder must rotate and the hammer cock and drop on the firing pin, firing the sidearm with

every squeeze until empty. Some early model double actions were also loaded like single action revolvers. This won't be a concern today, as virtually every double action model you come across will feature a swing out cylinder. The swing out cylinder is important as it makes reloading quick and easy with a speed loader and training.

Quickly reloading your revolver is essential as a defensive feature. You will need to rely on your sidearm for defense as well as taking large game. Certainly, the cartridge loadings that you use for taking big game will do the job against human attackers, but recoil from the stiff loads will make quick follow-up shots and engagements against multiple attackers more difficult. Not to worry if you are carrying a revolver. Let's take our example of the .44 Magnum again. When you are not stalking game, you can load your revolver with .44 Specials tailored to hit hard at reduced recoil in anticipation of defensive needs.

There has been much written about the ease of learning to shoot with the revolver. Many writers claim that if you want a sidearm to put into the nightstand drawer and only practice once or twice a year, the revolver fills your bill. If you believe this, you are about to be educated. No Independent American can afford to buy a firearm of any type and not train with it. The revolver, while simpler and quicker to bring into action, requires greater manual dexterity, right when your body's dexterity will be reduced, to quickly reload and bring back into action. This drawback can only be negated by a lot of training. You **MUST** train with your speed loader!

We have seen how a strongly built

revolver capable of handling stiff loads and featuring a double action mechanism is a major asset for a survivalist contemplating being on his/her own without support. Many firearms manufacturers turn out a good product, but Ruger stands out as a manufacturer that turns out a beefed up, strongly built handgun that will stand up to stiff loads. Of their products, the Ruger Super Redhawk stands out as the perfect sidearm for our purpose.

Why do I focus on the .44 Magnum as the best chambering for the survival revolver? Partly for it's ability to take the gamut of big game in North America and it's ability to fire the .44 Special defensive loads. Also, it's popularity guarantees a supply of ammunition until components are banned or taxed out of existence. In performance, the .41 Magnum and .357 Magnum can come fairly close, but the .41 Magnum never became as popular. The .357 Magnum is just as popular if not more so and can be loaded to take deer sized game, but should not be used, ethically, to hunt elk, moose or the larger species of bear and bison. Yes, I know that elk and moose have been taken with .22 LR's with shots to the head and the same can be accomplished with the .357 Magnum, but the .44 Magnum gives you the option of not *needing* to. The .44 Magnum's versatility is greater.

Also, consider the diameter of the .44 Magnum. It is very close in size to the 410 gauge shotgun shell. (.429 inch for the .44 Magnum and .469 inch for the 410 shotshell.) Shot capsules can be purchased for the .44 Magnum/.44 Special and .357 Magnum/.38 Special. These shot capsules allow the handloader to load birdshot into the capsules and load the capsules into

cartridges.



A shotshell loaded into a .44 Magnum cartridge. These won't take the place of a shotgun, but they will allow the shooter to take small game from his/her big bore sidearm.

These shotshell capsules allow you to load birdshot, bbs, even nails and scrap into them and they will not open to release the shot until they have left the barrel of your revolver, thus protecting the bore. Loading some shot into a .44 Magnum cartridge will power these mini-shotshells to take small game like squirrels out to a close range of 25 feet or more depending on the loading. This should be easy stalking range for most survivalists. Lesser .44 Special loads can be used for varmints like mice or snakes.

When tromping through the Mojave desert and Tonto National forest in Arizona, I would often load my Super Blackhawk with .44 Special shotshell loads in case I tromped to close to a rattle snake. They did good work on snakes and remember, snakes are food too. Additionally, I would load the first 3 chambers in the cylinder with the shotshells, while loading the last 3 chambers with .44 Special defense loads. This gave me protection, first up close in case of snakes, or close in ambush, if necessary and the last 3 cylinders being hard hitting defense rounds against determined adversaries. I also had the option of turning the cylinder to fire the defense rounds first should I detect that threat.



Carrying a diverse assortment of loadings for your revolver will help you in gathering big and small game, as well as in helping to defend yourself.


By loading a diverse assortment of 3 differing cartridge loads for your single revolver, your revolver can serve triple duty as a large game provider, small game provider and defender.



An assortment of cartridges can be fired from a revolver without the danger of malfunction including shotshells.

.357 Magnum owners can achieve close to the same effect as the larger diameter .44 Magnum, but I would recommend stalking closer to your small game as the shotshells will not hold as much shot. This shouldn't indicate that you need be put off from your .357 Magnum if you already own one. The .44 Magnum is more versatile, but the .357 Magnum can do the job within more confined limitations. In choosing one over the other, you only have one thing to ask yourself. Do you feel lucky?





**Where's the Food?
reviewed by Douglas P. Bell**


“Where’s the Food” by Lindsey & Terri Williams (Worth Publishing. 1987, 4 1/4” x 7”, 233 pages) is an excellent little book but twenty years out of date. The idea here is that farmers are being forced off the land so that multi-national companies can come in and take the land so they can control our food supplies. While the book is correct about this, it hasn’t shaken out quite like the book thought it would or might. Of course this might well be because of this book an others like it warning people who finally took action on the local level to stop what was happening.

What this book does do is give fourteen horror stories, called “True-Life Terror.. .The Testimonies”, complete with newspaper clippings and other proof they actually happened as claimed. The stories range from farmers forced off their farms at gun point, to SWAT teams showing up and beating one man so badly they

cracked his skull, and then tied his feet and handcuffed him before dragging him about on the frozen (it was sub-zero when they raided his farm) ground and beat his wife so badly she was crippled. One case reported here is Art Kirk, which has to be read to be believed, but is just another case of murderous thugs out to kill anyone they want or who stand in their way.

The final word from here is that while this book is long out of date as far as what and when, the atrocities are still going on and this would be a good book to give to someone to wake them up to what has been, and still is, going on in this country. Check your local libraries and used book shops for this one.

**Native Indian Cookbook
reviewed by Douglas P. Bell**



“NATIVE INDIAN Wild Game, Fish & Wild Foods COOKBOOK” edited by David Hunt (Fox Chapel Publishing, Box 7948 — W, Lancaster, PA 17604, 1992, 7” x 9”, 222 pages) is one of those rare books that goes beyond the usual to give you what you actually hoped for. In this case what I had hoped for was a wild game cook book that covered more than the same deer, rabbit, squirrel and fish that every meat cookbook covers, and in this

case it not only covered those, but so much more.

The book covers cooking such game as deer, buffalo, elk, moose, bear, rabbit, beaver, groundhog, muskrat (in the better eateries this used to be called “marsh rabbit”), porcupine, raccoon, squirrel, turtle, frogs, trout, bass, salmon, eel, catfish, carp, perch, pickerel, muskies, ducks, geese, turkey, pheasant, quail, pigeon, dove and more. Not only does the book cover ho to cook them with “everyday” recipes, it also covers how to skin, clean and prepare the animal, as well as tan the hides. If you are wondering about plants that is included here also. With clover, lamb’s quarters, leek, milkweed, morels, nettles, puffballs, wild rose, cattails and many more included.

With a claimed 300+ recipes, and I don’t doubt it for a minute, this wild game cook book is one that I would highly recommend to anyone who wishes to use wild game, fish, or plants in their cooking. This one is a keeper!

The A.S.P. System reviewed by Douglas P. Bell



“Self-Protection Complete — The A.S.P. System” by Evan S. Baltazzi (Evane) Associates, 825 Greengate Oval, Sagamore Hills, OH 44067—2311, 1991. 6 1/4” x 9 1/4”. 334 pages), is “A complete system of holistic body-mind - self-protection - for mental and physical

fitness - for self-defense and prevention - for sport” and the book is a “self-instruction manual for men and women - contains all the Official Programs to the Black Belt X Degree inclusive - American Self-Protection Association, Inc. (A.S.P.A.)”.

A.S.P. (or ASP as the book also lists it) is a complete mind/body relationship that blends several forms of fighting into one useful whole. A.S.P. understands that you must not only live with yourself, but also enjoy life (what the French call “la joie de vivre”) as well, and so includes chapters on nutrition, stress, first aid and other chapters not usually found in other self-defense books.

The “Self-Protection and the Law” chapter was also very well done. In today’s America you can end up in jail if you are attacked and defend yourself. Not only are the laws in this country biased in favor of the criminal, the criminal gets to choose the time, place and type of attack, as well as being more than likely known (“friends”) to the police. Even if the criminal doesn’t sue you for not allowing them to harm you if you are attacked, if you go to save someone who is attacked the victim that you went to save may be hurt or killed, and again you are back in hot water if the victim or their family sues you. “You can always help by calling the police” the book states, and that’s good advice. If the person being attacked can not be helped QUICKLY and DECISIVELY then call the police and stay out of the way.

Unlike many “self-defense” or “crime prevention/neighborhood watch” books, this book also realizes that you may not always be willing or able to walk away

from a vicious thug. While the book tells you that “If one is too rash, he may not be able to convince a jury that he acted in self-defense” and “Good sense makes a man slow to anger, and it is his glory to overlook an offense”, Proverbs 15:1, the book also states “A lethal attack justifies a severe retaliation.”

The A.S.P. System outlined in this book is designed to take the person through the program in easy stages with a Novice Red Belt, Red Belt I-II-III-IV-V, Brown Belt I-II-III, Black Belt I through X, as well as having chapters for people with handicaps. If you feel the need to learn self-defense, or just want to get in shape and as a side benefit gain a holistic mind/body relationship, then I can highly recommend this book

**Civil War Two
reviewed by Douglas P. Bell**

“CIVIL WAR TWO — the coming breakup of America” by Thomas W. Chittum (American Eagle Publications, POB 1507, Show Low, AZ 85901, 5 1/2” x 8 1/2”, 1996. 201 pages) might put some people off at first as the cover has two men on top of a tank, one holding up a Confederate flag and another man being interviewed by Japanese TV. so as to lead some to think that this is another “Turner Diaries” or “Out of the Ashes” which it is not. What this book is, is a well reasoned and well documented account of who, what, why, where, and how this country is coming apart or being “balkanized” as each group vies for political economic and military power.

Of course the book isn’t perfect, and many key players aren’t mentioned. The “FBI Terrorist Report” is not mentioned, and

except in passing in a list of 74 “Tribal Armies” is even one of the top 10 terrorists groups identified as operating in this country even mentioned. Since the unlisted terrorist groups operating freely in this country are among the most economically and politically powerful, as well as vicious, this may not have been an oversight.

The book is fully footnoted so the reader can check the quotes, sources a statements for themselves. The publications listed are not “right wing” groups but almost totally left wing or communist front groups so that the book can not be accused of using or being a right wing front. This way you can go straight the horse’s mouth (or which other end of the horse these quotes come out of) and check them for yourself.

This book is highly recommended reading for everyone who feels there is something going wrong in this country, as well as anyone else who is interested in America and the problems facing her. One review I’ve read took seven pages explain that the American Civil War was not really a “civil war”, so that means the book is worthless, but let’s face it, you can be just as dead in a “police action” as a declared war, no matter what you call it.

This is a book you will want on your book shelf, but you had better buy two, so you can loan one out as this will be a highly read and talked about book.

**If You Are Prepared
reviewed by Douglas P. Bell**

“IF YOU ARE PREPARED” by Bob Bowden and Kimberly Snow (Preparedness Group, POB 573688,

Murray, UT 84157, 1997, 5 7/16 x 8 3/8", 247 pages) is a book that people who are not into survival might like, and survivalist might look over but would NOT want to buy.

What the book reads like is a series of "Reader's Digest" articles on such topics as taxes (pay your fair share), education (join the PTA), found money (call the Unclaimed Money Office in your state, numbers available from the library information desk), budgeting (usual tips found in any "save money column or book), time management (make lists of things to do), wills (Who needs one? Everyone!), earthquakes, flooding, fire preparation, home storage, first aid, seventy-two hour kit checklist, first aid check list (go to your local Civil Defense Office, which is listed in the phone book, and get the free booklets on these subjects).

Now that you have saved the amount of money you would have wasted on this book, you can buy some truly useful items to help you prepare. Do NOT buy this book.



The Shu Li™ Pouch is a bag that contains a mixture of powdered ingredients. The pouch is placed in contact with the skin, and held in place over a number of hours. The typical contact points on the body chosen would be the soles of the feet. However, it can also be used in areas where there is discomfort, for example: shoulder, back, knee, ankle, elbow etc.

Stimulation Of Meridian points:

The concept of stimulating acupuncture points at the base of the feet, for example, through reflexology massage, is well established. Meridians in Traditional Chinese Medicine may be understood as channels that link various parts of the body. Stimulation of points along such meridians, by the use of needles or massage, may stimulate other organs or bodily functions that are related to that meridian

Shu Li™ Pouch utilizes the Far Infra Red Radiation (FIR) effect of certain materials to generate that stimulus. FIR has been researched for many years in places like Japan, China, the US, and Sweden for a wide variety of conditions such as muscle sprains, strains, peripheral vascular diseases, arthritis, shoulder stiffness, menstrual pains etc. One effect of FIR is that it may replicate a cardiovascular training effect with people confined to a wheel chair, who are therefore unable to exercise in the conventional way. Some research has even suggested the idea that Infra Red stimulation of the cardiovascular system could be a possible means of maintaining cardiovascular conditioning in astronauts during long space flights.

We have designed the product for an overall longer lasting effect. Generally, the effect from the **Shu Li™ Pouch** ceases when all of the powder in the bag has absorbed moisture. The quantity of powder in each bag is very high. It contains 5 grams of refined wood vinegar, and other high quality ingredients. With the use of an absorbent bag material, each pouch will normally remain effective for at least 7 hours in use. After effective absorption of released toxins and moisture from the body has occurred, the particles within the pouch turn a deep brown in color and the pouch hardens somewhat.

For more information or to order, go to
["http://www.coral-online.com/kbishman"](http://www.coral-online.com/kbishman)
 or call 1-480-759 5110

Morel Mushrooms

A Novice Mushroomer's Wonder



by Corceigh Green

Foragers and survivalists all know of the wild, edible food sources available to them through nature's bounty. We all like the different varieties brought to us by the change of seasons. Spring brings greens and roots. Summer brings berries and seeds. Autumn brings still other berries, seeds, fruit and game. One food source often overlooked is the lowly fungus, sprouting mushrooms in their various forms and seasons.

A reason this food source is overlooked is that beside edible mushrooms, some very toxic varieties exist that will put an end to your foraging days permanently. To make matters worse, many of the toxic varieties look very much like the edible varieties and can be confused quite easily. Even experts die on a yearly basis due to mushroom poisoning. Since it is so easy for experts to make deadly mistakes when foraging for mushrooms, no wonder many foragers and survivalists neglect considering the mushroom as a food source.

Mushrooms need not be entirely neglected as a food source, however. With some education and a little help from an

experienced mushroomer you may find mushrooms to be a welcomed delicacy in your table fare.

The mushroom that most novices begin with is the morel. This is because the morel is very distinctive looking. It has no deadly look-a-like therefore is a safe mushroom for beginners to try. The closest poisonous variety in looks to the morel is the helvella.



The helvella mushroom has an extremely short, white stalk that is rarely seen above ground and has a brain like appearance.



A late variety morel. Notice the stalk underneath and the conical feature of the cap which is quite dissimilar from the helvella.

The helvella is very brain like in appearance, however, with a wrinkled cap that sinks, saddle like in the middle. It has a very short, almost non-existent stalk that is rarely seen above ground. The morel is

quite different looking. The morel has a conical cap with deep, furrows and a short, but visible white stalk which grows above the ground on late and black morels. Early morels will have a very long white stalk which grows several inches above the ground and smaller caps.

Begin foraging for morels in the spring as soon as forest roads are passable. In warmer, southern climates, morels may begin to sprout in late winter around the last of February or March. In my climate, morels sprout in late April and May. Since the terrain in my area is mountainous, morels begin to spring up in the lower elevations a week or two after the snow melts and the trillium begins to bloom. Stay out of the soggy areas where run-off creates a swamp. Walk up-hill a ways where you will run into relatively drier areas. Here, you will find morels sprouting through the undergrowth. They are initially easily passed over if you aren't looking closely because of their resemblance to pine cones.



These morels could easily be mistaken for pine cones if one weren't looking closely.

Morels love to sprout along old logging skids, slash burns and among mounds left by tree roots that have been pushed or blown over. When morels have stopped

sprouting at the lower elevations, follow the snow-line upward and look for them below the snowy elevations. In areas where the roads are impassable due to snow, morels will not have sprouted yet, so you do not have to worry about getting through these roads to the morels.

Morels will seem to associate with differing trees and plants in different areas. On the northwest coastal area, morels seem to prefer cottonwoods and mossy areas. In the inland northwest (east of the Cascade mountain range) morels seem to prefer Douglas firs and exposed, gentle slopes. In my area of the Bitterroots, morels like lodge pole pines, grand fir and recently logged slopes. In the east, morels seem to prefer elm trees or cottonwoods. Wherever they are found, there is one common denominator that everyone seems to agree on. They are found near trilliums while they are blooming. This makes trilliums a good indicator plant. Of course, morels will not *always* be found where trilliums are, but when trilliums are in bloom, you can bet that morels are also in season and it is time to go looking. Also where you find morels, you will also find trilliums.

Morels and other mushrooms are an excellent source of potassium, surpassing even bananas in content. They are also an excellent source of protein and amino-acids. Mushrooms have extremely little fat and cholesterol. They are excellent sources of B vitamins like riboflavin, niacin and pantothenic acid. This will aid in good vision, digestion, nerve function and hormone production. Trace minerals are also produced within mushrooms and include selenium, important for a healthy heart and thyroid gland, as well as cancer prevention. Copper content in mushroom

also aids in manufacturing red blood cells. Other minerals that are present in mushroom and beneficial to foragers are calcium, zinc, phosphorous and manganese.

Mushrooms can complement a meal as a side dish or as an ingredient, but in survival situations, you will need to supplement this wild food source with foods that are higher in calories. Though, lacking in calories, do not neglect this food source in survival situations. As a source of vitamins and minerals, mushrooms have been very important to man-kind throughout history. Without the nutrition that is present in mushrooms, a survivor's health would suffer, making surviving any particular situation more difficult.

Do not harvest any mushroom without knowing with an absolute certainty what variety that mushroom is, however. Your health would suffer much worse should you harvest and eat a toxic variety. As mentioned above, this makes the morel a superior variety for the novice. Once shown a morel by an experienced mushroomer, the novice just can't make a mistake in harvesting another variety.

This year's harvest of morels has been plentiful in my neck of the woods. The morels in the lower elevations have already sprouted and died off. I am delighted to say that I was in on the harvest and picked my share. The season has continued at the mid elevations and is moving to the higher elevations and you can bet that I am following them with good results.



Part of a harvest of high level, late morels.



A large morel taken at mid elevations.

To harvest morels or any mushroom, cut the stalk close to ground level and drop the mushroom in a bag. This ensures that you do not pull up or disturb the fungal spawn, allowing the fungus to produce each year.

My favorite way to prepare morels is to soak them overnight in the refrigerator in salt water. In the morning or when you prefer to eat them, saute them in butter. They have a wonderful, nutty taste and go well with scrambled eggs or meat dishes. Should you decide to take up mushrooming as a foraging skill, start with the morel. You will enjoy your new hobby very much.





The Brushfire News

Bend Over -- Your New Federal ID Has Arrived by HARI HEATH

Right now the U.S. House of Representatives is debating in committee what could be the single most federal power expanding bill in American history -- HR 4633, the "Driver's License Modernization Act of 2002."

Since its passage last October during the post-Sept. 11 hysteria, many Americans thought the more ominously Orwellian "Provide Appropriate Tools Required to Intercept and Obstruct Terrorism (Patriot) Act" was intended to bring about the federally-enforced police state.

However, if you read the Patriot Act while comparing it with existing U.S. Code, it was mostly a housecleaning bill (The Idaho Observer, October, 2001).

The act provided a few new powers, but mostly it was just

minor changes to the code. The government had already given itself enormous powers well beyond its constitutional limits; the Patriot Act was a sheep dressed up in wolf's clothing to scare us with its ominous name. HR 4633, on the other hand, is a rather large, rabid wolf in the sheep's clothing of a deceptively benign name.

Congress is currently debating House Resolution 4633 -- the "Driver's License Modernization Act of 2002." This rather mundane-sounding bill isn't nearly as scary sounding as the Patriot Act and is only intended, "To amend title 23, United States Code, to establish standards for State programs for the issuance of drivers' licenses and identification cards, and for other purposes."

At least they were honest right up front with the "and for other purposes" part. The Devil is in the details, details which are anything but mundane. Let's see what those devils in Congress are up to.

"Congress finds the following:

(1) The terrorist attacks of September 11, 2001, illuminated many flaws in the Nation's domestic security, especially in its identification system.

(2) Drivers' licenses and identification cards issued by States have become the

favored form of identity verification in the United States and are used by government agencies and private entities alike.

(3) Inconsistent requirements between the States for initial identity verification and insufficient verification of identity documents have made the identification systems of States a prime target for fraud and identity theft.

(4) Different designs on drivers' licenses and identification cards issued by States have created a market, including sales on the Internet, for fake cards that look real to those who are unfamiliar with the official designs.

(5) Improving the security of State identification systems will require taking advantage of new technology.

(6) Identification card technologies that can accommodate other government and private applications will provide the best return on the investment in the new cards.

(7) It is necessary to improve the security of drivers' licenses and identification cards issued by States so that multiple licensing of individuals will be eliminated, the purchase of alcohol and tobacco products by underage individuals will be reduced, and identity theft will be severely reduced."

Read that as Congress using the events of 9-11 to have the State driver's license become the "favored form of identity verification" which will become federalized with this Bill because of "inconsistent requirements" and "insufficient verification" which results in too many "fake cards that look real."

Improving security "will require" new "technologies that can accommodate other government and private applications" and "will provide the best return on the investment."

"Investment?" When has Congress ever figured out what a good "investment" is? Doesn't that make you feel like government-owned cattle, soon to be tagged with the latest in hi-tech pasture wear decorations?

This is the perfect Hegelian bureaucratic agenda of problem; reaction; solution. Remember the part in the beginning about "and for other purposes?" It only gets worse from here. "Not later than five years after the date of enactment of this section, each State shall have in effect a driver's license and identification card program under which the State meets the following requirements:"

Computer Chips in Driver's Licenses and ID Cards?

This Bill requires that "a State shall embed a computer chip in each new or renewed

driver's license or identification card issued by the State."

It further demands that "a computer chip embedded in a driver's license or identification card... shall: contain, in electronic form, all text data written on the license or card; encoded biometric data matching the holder of the license or card; encryption and security software or hardware (or both) that prevents access to data stored on the chip without the express consent of the individual to whom the data applies, other than access by a Federal, State, or local agency (including a court or law enforcement agency) in carrying out its functions, or by a private entity acting on behalf of a Federal, State, or local agency in carrying out its functions; accept data or software written to the license or card by non-governmental devices if the data transfer is authorized by the holder of the license or card; and conform to any other standards issued by Secretary."

No, I am not making any of this up. It's straight from the Bill itself.

The Feds want to put a chip in your State driver's license with your biometric data encoded and accessible by any "agency" (not just law enforcement) or an unspecified "private entity."

As government becomes more

of a corporation and corporations become our government, isn't this simply authorization of the status quo? This chip will be programmable by "non-governmental devices." What the hell are those? And it will "conform to any other standards issued by the Secretary."

Since when was the Secretary of Transportation authorized to violate the Tenth Amendment (and a few others), take control of a State's control of its highways and be empowered to issue "any other standards?" What standards could those be? Just wait till you read about the "Innovative Uses Pilot Program."

First the chip is only in the license that you carry. Remember, the silent coup of administrative tyranny relies on gradualism and societal conditioning. Once this is accepted by the population it can be installed somewhere where it won't get lost or tampered with, like under your skin.

Biometric Data?

"A State shall obtain biometric data for the identification of each individual to whom the State issues a new or renewed driver's license or identification card and shall maintain such data." Just what kind of biometric data "shall" the state obtain? "Biometric data obtained by a

State under this paragraph shall be of a type that can be matched to the license or card holder only with the express cooperation of the license or card holder.”

And how are we to “express our cooperation” with a state which “shall” obtain our biometric data? By “expressing” our blood for a DNA sample? Will we “cooperate” by having our vision checked and getting our retinas scanned all at the same time? Unknowingly?

When will height, weight, hair and eye color be replaced by “any other standards issued by the Secretary?” This Bill gives unlimited power to an unelected, unaccountable administrator. What standard does this set?

A National/State Database?

“A State shall participate in a program to link State motor vehicle databases in order to provide electronic access by a State to information contained in the motor vehicle databases of all other States.” And once this is complete will the Border Patrol have access to all of your “data?”

The Border Patrol, already in control of a massive people tracking database, is proposed to become a sub-agency under the new Homeland Defense Czar. Is our new Czar Tom Ridge part of the “Shadow Government?” Only the shadow knows. From there your data can be kept in

Interpol's files in Brussels Belgium -- where the NSA can “legally” spy on you.

Can you spell NWO yet? Or UN? Will the Non Governmental Organizations (NGOs) at the UN be the “private entity acting on behalf of a Federal, State, or local agency in carrying out its functions” that have access to your data? It's hard to tell government from its shadows anymore.

“A State motor vehicle database shall contain, at a minimum... All data fields printed on drivers' licenses and identification cards issued by the State... Biometric data obtained... from each individual to whom the State issues a new or renewed driver's license or identification card.” Also “motor vehicle drivers' histories, including motor vehicle violations, suspensions, and points on licenses” will be kept in this new national/state database. “At a minimum?” Are there any limits to what such a database will contain?

Documentation?

“A State shall adopt and implement procedures for accurately documenting the identity and residence of an individual before issuing a driver's license or identification card to the individual.” By now, rural Idahoans have been “given” their FEMA numbers to identify their “residence.”

These Rural Identification Numbers or RINs were mandated on our county governments if they were to receive FEMA flood insurance and other federal handouts. Now rural Idahoans can't vote without a FEMA number (RIN).

The Shadow Government appears to be in a hurry to complete their little paint the citizenry by numbers scheme: “Not later than 6 months after the date of enactment of this section, the Secretary shall issue guidelines to assist States in complying with the requirements ...” Remember, soon FEMA will also be an agency under the umbrella of the Homeland Defense Czar.

More Standards?

“The guidelines issued under this subsection shall contain, at a minimum, the following: Standards for the computer chip technology required for compliance...”

“Standards to ensure interoperability and the ability to store multiple applications created by government agencies and private entities and transmitted to the license or card with the express consent of the license or card holder...”

“Standards for the encoded biometric data that must be contained on each computer chip and requirements to ensure that such biometric data will be used only for

matching the license or card to the presenter and will not be stored in a central database.”

When I was first tricked into getting a Social Security card years ago, it said “not to be used for identification purposes.” Now it is THE identifying number. Who would actually believe they won't store our biometric data in a central database once they have it? And how will we ever know if they do? When it's too late to get it back?

“Standards for linking State motor vehicle databases...”

“Standards for security features or optical image layers to be placed on State drivers' licenses and identification cards...”

“Standards for documentation of the identity and residence of an individual ... including a list of acceptable documents for establishing the identity and residence of an individual and procedures for verifying the authenticity of the documents.”

“Standards for a numbering system for State drivers' licenses and identification cards that prevents duplication between States and does not make use of the license or card holder's Social Security number.”

Are they going to give us new federal citizen ID numbers with this bill? Have they finally recognized it's a

felony under federal law to compel the disclosure of the SSN (42 USC 408(a)(8))?

Welcome to the Shadow Government and your new FEMA citizen number.

Privacy?

“The Secretary may issue guidelines under this subsection without regard to subchapter II of chapter 5 of title 5” -- the Privacy Act. Will Congress vote to violate our privacy with this end run around the Privacy Act?

Federal Handouts?

“The Secretary may make grants to each State to assist the State in developing and implementing a driver's license and identification card program that meet the requirements ... [and] in developing and implementing computer technologies and databases required to link State motor vehicle databases ...”

This Bill also authorizes some sizable appropriations. \$100,000,000 for making grants to develop and implement the driver's license and ID card programs and \$200,000,000 for making grants to develop and implement computer technologies and databases. An additional \$15,000,000 is to be appropriated for the “Innovative Uses Pilot Program.” That's \$315 million in giveaways so the states can put a chip in everyone's

pocket or purse.

A Federal/State agency?

“A State carrying out activities using amounts from a grant under this section shall be treated as an executive agency and part of the Department of Transportation when carrying out such activities. For purposes of carrying out such activities, the Secretary shall, at the request of a State, enter into an agreement for the acquisition, on behalf of the State, of any goods, services, or supplies available to the Secretary from the General Services Administration, including acquisitions from prime vendors...” Can Congress really make state agencies part of the federal government? I didn't see that power expressed in the Constitution, did you?

Repayment -- Federal strings

“The Secretary shall require a State that receives a grant under this subsection to submit to the Secretary, not later than 1 year after the date of implementation of the activities funded using the amounts of the grant, a report on the results of the activities.”

“If the Secretary determines that a State receiving a grant under this subsection has not met the requirements ... on or before the last day of the 5-year period beginning on the date of enactment of this

section, the Secretary may require the State to repay, in whole or in part, the total amount received by the State in grants under this subsection.”

Forgery or false use of a Driver's License or ID Card

Of course, what good would this bill be if Congress couldn't put a few more crimes on the books and fill up more prisons? No small potatoes here either, for Gulag Amerika. Title 18, United States Code, the “criminal” code will be amended with a new chapter 125.

“Whoever --

(1) falsely makes, forges, counterfeits, mutilates, or alters any driver's license or identification card or

instrument purporting to be a driver's license or identification card, with intent that the license or card may be used,

(2) except by lawful authority, makes a template or similar device from which there may be printed a counterfeit driver's license or identification card,

(3) obtains or assists in obtaining a driver's license or identification card through willful

misrepresentation of identity, presentation of falsified identity documents such as

birth certificates or passports, or other fraudulent representation,

(4) tampers with, alters, or destroys a computer chip embedded in a driver's license or identification card or data contained on the computer chip, or

(5) except by lawful authority, accesses data contained on a computer chip embedded in a driver's license or identification card, shall be fined under this title, imprisoned not more than 20 years, or both.”

20 years in the klink over a driver's license? What if a few years in the wallet “mutilates” it? Will it be your fault if the chip fails to work? 20 years in prison for trying to find out what the government or a “private entity” put in the chipped card you must carry before traveling on the public highways?

How many people simply won't be able to document themselves under the Secretary's new “standards?” How many people will refuse to comply once they find out what's in this new citizen tracking device? Worse yet, how many compliant citizens will think all this is a good idea?

Driving without a license in Idaho, under the current unconstitutional and illegitimate state statute is only a misdemeanor with up to a six month jail sentence.

Will you prefer to risk 6 months for driving without a license or 20 years in a federal penitentiary for driving with one that may have been “altered” by a stray magnet? Think how many unwanted problem citizens can be swept off the streets and into the camps because their “papers” won't compute. It could be a field day at the terrorism roadblocks for any government agent with a magnet.

“Innovative Uses Pilot Program”

This Bill also seeks to encourage the development of many “innovative uses” for these new programmable federal ID cards. This is only the “Pilot Program.”

“The National Science Foundation may make grants to States for the implementation of programs that utilize computer chips embedded in drivers' licenses and identification cards... for innovative uses that enhance government services.”

“The innovative uses... may include the issuance of food stamps, voter registration, and other digital government applications that streamline and simplify State services to residents, including uses authorized under the Electronic Signatures in Global and National Commerce Act (15 U.S.C. 7001 et seq.)”

Here it comes. The card to end all cards. As government and “private entities” find more “innovative uses” for this technology its utility will increase. Watch for more public/private partnerships to swell up around the card. Oracle has already offered the government free use of its software. Such benevolence will no doubt be repaid many times over, once the system is up and running.

Our Questionable Future under the National ID card

What if a State doesn't want to conform to this Bill? Will the state be arrested? What about the 10th Amendment Resolution the Idaho Legislature passed some years ago? Will Idaho stand up for States rights or grab onto this federal handout, trading our liberties for its revenue?

Are the new numbering “standards” meant to replace the current SSN citizen tracking system? Will Social Security be phased out after we are all given new numeric identifiers -- and the Ponzie scheme of Social Security collapses?

Can the new chipped license be tracked via satellite? With the new FEMA numbered and chipped license in your pocket will your location be displayed at all times to any of thousands of agencies and thousands more “private entities?”

Are the stepping stones being

laid for a chip implanted, satellite tracked citizenry? Will this be the line that Americans finally refuse to cross? Will people wake up and refuse to consent by contract with an unconstitutional administrative regime?

The history of the driver's license is an interesting study in administrative gradualism, societal conditioning and the slow rush to power. A rush to power that is about to take a giant leap forward. It began as a municipal tax on truckers and taxis who used public roads for profit almost a century ago.

By fraud and usurpation of the people's right to travel, the states extended the regulation of commerce to the unconstitutional “licensing” of private travel. This is a dirty little secret that modern day courts punish people for exposing.

Most people have been conditioned to accept the belief that a driver's license is both a legal requirement and necessary. Even after much effort, I have yet to find anyone in government who can explain how it is constitutionally authorized.

This gradually layered fraud is now being advanced as a national citizen control card. Not only does this nationalize the State driver's license, but also the state issued ID card. Since it will soon be used for many other “innovative uses,”

will we be required to get either the license or the ID card and carry it at all times? Must we have a walking down the street license in the land of the free?

This is not Sci-Fi or the ravings of a paranoid delusionist. This is our Congress. The mark of the beast is here. And the beast is clearly our shadowy government. Control of people through control of their movements.

They are attempting, under the guise of protecting us from terrorism, to get us to rivet the chains on the necks of our fellow sufferers. Or rather, rivet a chain on your own neck whenever you apply for or renew a driver's license or ID card. How much will you surrender for the false promise of security? Where is your line in the sand? Will you “just say no” to the anti-government -- the beast lurking in the shadows? Or will you submit to another layer of administrative treason? It's here... and coming soon to a Federal ID card near you!



Survival Barter Items

written by Douglas P. Bell

Many people are looking for a way to make a living “after the day” and barter looks like the only way it is going to be done for quite some time. This is nothing new of course, barter goes on all the time now and has been around since there were two or more people.

But what would make a good survival barter item? Everyone has their own ideas about that, but many don't make much sense when looked at rationally. First off the “gold bugs” tell you gold will be KING. When you ask why, they really can't back up why except to say that it will. While there is a government that will back gold, or an industry that needs it, gold will do alright, but in a survival situation where you are looking for your next meal and there is no government or industry, gold will be just another shiny, soft metal and is fairly easy to fake. The same goes for silver and jewels too, with no practical use and without a government or industry to use them, there will be no demand and faux “silver” or “precious” stones, which are easy to fake, will be rampant.

The other item that most people or books recommend for survival barter are guns and ammunition. The reason for this is simple, all through history and all over the world, fine, high quality weapons have been in demand. In any bad times, guns and ammunition will be literally worth their weight in gold. Don't believe it? If you have all the gold and I have all the guns and all the ammo, in short order I'll have both and there is nothing you could

do to stop me.

However that is exactly the problem many people see with guns and ammunition, the chance that they might be used against the seller or to terrorize the countryside. This is a valid point too, so instead of high powered rifles, you might look at such items as inexpensive .22 rifles and .22 ammunition or gun parts such as springs and magazines (“clips” or magazine tubes). Cleaning gear would be (and is now) like money in the bank, it being a safe bet that cleaning rods, rod tips, bore solvent, gun oils, patches, etc., will be in great demand.



When bartering firearms, it would be prudent to barter inexpensive rifles chambered in .22 LR like the Remington 66 below rather than mid-powered carbines or high powered rifles like the Daewoo K2 above.

Along these lines would also be reloading gear. Obviously powder and primers will top the list. A set of reloading dies in the ten most popular calibers sold along with the various military calibers would also be a good survival investment so as to be able to trade loaded ammunition for other goods or to be able to use any firearms that you trade for. Always get carbide dies where available, especially in straight walled pistol cartridges, as they last much longer and normally don't need the case to be lubed when resized.

While the exact top ten reloading dies

sales, which generally means interest in a cartridge , might change from year to year due to a new cartridge coming out and making the top ten that year, most years include the following: .38 Spec./357 Magnum (use the .38 Spec. dies for both), .308, .30-06, .223, .30-30, .270 Win., .45 ACP, .243 Win, .44 Spec./44 Magnum (use the .44 Spec. dies for both), 9mm, etc. The .30 Ml Carbine, .308, .45 ACP, .45 Colt all make the top 20 each year as well, so it might be a good idea to include them as well. The military cartridges would include the 7.62x39 Russian Short, 7.62x54 Russian Rimmed, .303 British, 8mm Mauser, 7mm Mauser, 7.65 Mauser, 7.35 Carcano, 7.5x54 MAS, 7.7 Jap., and the various 6.5's like the Jap., Swedish, Carcano and Mann. Schoenauer.

Other reloading gear would include reloading die lubricant to lubricate the cartridge cases before reloading so they don't stick in the reloading dies, spare decapping pins in case you break them, bullet lubricants for cast bullets, shell holder kits, and possibly bullet casting equipment such as molds for the calibers you reload for.

Inexpensive single stage reloading presses, such as the Lee or Lyman presses would also be in demand and are cheap enough to buy several with out busting the bank. Don't forget the priming tool attachments that go on the presses either. Hand held priming tools are very handy as well.

Knives, from inexpensive pocket knives to high quality sheath knives are always in demand. Several sets of high quality kitchen knives would be an excellent investment for the future, and you can use them now as well. Even lower cost, but

still good quality paring, butcher, boning, and chef's knives would be in considerable demand if the stores closed. Don't skimp on your personal knives , but there are quite a few very good and inexpensive knives out there to choose from, so you will be able to pick out something in your price range that will give years of dependable service.

Next on the list is food, or more generally, seeds. This is a good idea, but too many people seem to think all they have to do is go to the local garden store and buy some seeds put them away and that is that. Well, the problem is the seeds you normally buy are hybrids that will not breed true. That is they will be OK for the first years but after that they will not be like what was planted or hoped for.

What you need is the standard non-hybrid plant or seeds and to keep the seeds from each years planting so you can grow more next year. Also keep enough seed back so if you have a crop failure you can either replant if early enough in the season or have enough to plant the following year.

Other food items that are currently fairly cheap and will keep literally forever, include salt, pepper, honey, sugar, flour, baking powder, baking soda, powdered milk and the various spices. Dried fruits, fruit leathers, and the like will also keep for more years than you are likely to need them. Grains or other dried seeds, such as corn, wheat, rice, beans, peas, etc. , will last for centuries if properly stored.

Coffee, tea, and cocoa, if Keep sealed, should last quite a while as well. The various high grade liqueurs should also be in demand, but rot-gut is rot-gut no matter how long it has been bottled and can be

made at home fairly easily so it probably won't be worth much after the day either.

While at least one "survivalist" had pinned all their hopes on being the Survival Soap King, soap will only be a short term investment while things are up in the air and then everyone will be making their own out of lye (wood ashes) and animal fat (grease). Other than that soap might be a good specialty item in such items as especially gentle/baby soap or shampoo or scented soaps and shampoos.

A quick look around will point out a number of items that are used every day but most are not even made in this country or can't be made without some sort of industry. These items are such simple items as safety pins, sewing needles (not made in the US any more), thread, pencils, pens, hand tools, etc.

To expand on the hand tool list, just about anything needed to rebuild, such as axes, shovels, picks, hammers, files, pliers, locking pliers (generically called "vice-grips" which is actually a trade-marked name), screw drivers (and for those who wear eye glasses, jeweler's screw drivers), tap and die sets, drills, drill bits, and saws of all kinds and types, would be in great demand.



Tools, like a set of screwdrivers may be in short supply in a survival situation. Saving a few sets for barter could benefit a shrewd trader.

First aid and medical items will be in great demand as well. Such items as scissors, gauze bandages, plastic bandages ("Band-Aids"), alcohol prep pads, adhesive tape, petroleum jelly, tweezers, syringes, needles, catheters, elastic bandages, snake bite kits, rubber gloves, burn ointments, anti-septic or other salves, etc. will also be in great demand. Don't forget blood pressure kits, scalpels, hemostats, forceps, suture kits, surgical tubing and the like as well.

Don't forget the teeth either, and get tooth brushes and tooth powders or paste. Get some Oil of Cloves and Zinc Oxide to make temporary fillings, or better yet, Intermediate Restorative Material (IRM) for longer lasting fillings. For pulling teeth, you will need a probe, elevator, upper universal forceps and lower bicuspid forceps if you would like to be the "Painless Pete" in your area.

The items listed are only the beginnings of a list that the survivalist should consider when laying in supplies to barter after the day. Their need in day to day life make them commodities that will always be in demand.



Curio & relic FFLs, the cheap, easy, and legal way to obtain firearms from the comfort and privacy of your own home.

by CJ Fritz

I'll be blunt and get straight to the point of the matter; someday you WILL need to use a firearm to protect your life, and/or your freedom from being forcibly taken. That being said, everyone should own several firearms for varying purposes. But buying firearms from a dealer is complex, invasive, and expensive to say the least. But what if you could get the firearms you need from the comfort and relative privacy of your own home? No NICS checks, no dealer price markup, no hassles. For a mere \$30 for three years, (Which you will save on the very first firearm to arrive at your door, seeing as how most dealers would charge you between \$25 and \$75 for ONE transfer.) you can get a license from the "Federales" that permits you to engage in the acquisition of C&R firearms through interstate commerce. What if I also told you that the vast majority of these firearms can be had for under \$200, and that there are more than a few that can be had for under \$100? Do I have your attention yet? Let's get down to business...

What is a Curio & Relic firearm?

A Curio & Relic (Hereafter referred to as a C&R for the sake of my slow three-finger-typing skills.) is defined by the "Federales" as follows:

1.) Firearms which were manufactured at least 50 years prior to the current date, but not including replicas thereof;

2.) Firearms which are certified by the curator of a municipal, State, or Federal museum which exhibits firearms to be curios or relics of museum interest; and

3.) Any other firearms which derive a substantial part of their monetary value from the fact that they are novel, rare, bizarre, or because of their association with some historical figure, period, or event. Proof of qualification of a particular firearm under this category may be established by evidence of present value and evidence that like firearms are not available except as collector's items, or that the value of like firearms available in ordinary commercial channels is substantially less.

We are going to keep our focus on number 1, as that is the category in which the majority of the C&R firearms that you will commonly encounter fall into. You can see the full list of C&R firearms at the BATFE web site (located at <http://www.atf.gov/firearms/curios/index.htm>) if you are interested in knowing what models fall into the C&R category. Most military firearms (foreign and domestic) have a year of manufacture stamped on the firearm somewhere, if it is before 1954; it is covered within the scope of the law. Civilian firearms are another matter; you may have to do some research to acquire civilian C&R's. I have a couple of old J.C. Higgins brand shotguns (made for Sears & Roebuck) that were made in the range of the 50's-60's, but because there are no date stamps, or serial numbers anywhere on these firearms, I did have to transfer them through a dealer. So you must be able to verify rule number 1 listed above in order for any individual firearm to qualify under said rule.

Just because these firearms are old, doesn't mean they aren't still just as functional as the day they rolled off the assembly line, quite to the contrary, most of the examples that I have acquired are in either slightly used, nearly new, or arsenal refinished condition. Most of the C&R firearms available commercially through the large importers/distributors are military firearms from the former communist bloc countries and have been stored covered inside and out with cosmoline grease in crates for decades. As these firearms have long since been replaced by AK-47 variants in most of these countries, they are deemed "obsolete" and are sold in large quantities very cheaply to importers who give them a price markup and pass them along to you. For example, a good quality SKS semi-automatic rifle will set you back between \$100-\$300 depending on country of origin, condition, and rarity of the particular variant. An absolutely gorgeous Russian bolt-action Mosin-Nagant rifle runs between \$60-\$150, so as you can see, there are some very compelling financial reasons for buying C&R's.

But are they any good for anything other than prying stones out of your field? Yes! I have found the 91-30 Mosin-Nagant bolt-action rifle to be a very accurate shooter, 3 shot 2 inch groups at 100 yards are easily obtained with a good rifle, a good shooter, and good ammunition. Even with old military surplus ammo, I can still manage a respectable grouping at 100 yards, and even with open sights, still keep shots in center mass at 200 yards. The semi-auto SKS is not nearly as accurate, but it is a shorter barreled rifle sporting an intermediate range cartridge, and for the price of one Ruger Mini-thirty, you could buy three Yugoslavian SKS

rifles in excellent condition that will get the job done nearly as well.



Mosin Nagant 91-30s and SKS carbines are some of the excellent bargains one can pick up through a C&R license.

What are the advantages to being a C&R FFL holder?

Well, the most important advantage of being a C&R FFL holder is that you can buy C&R firearms through the mail and have them shipped across state lines right to your door. You can buy them from dealers, online auctions, importers, individuals, whomever you like, if they have a C&R firearm that you want, you send a signed copy of your license to them along with payment and it is on the way to your home. There is no federal NICS background check, because you have a federal license that specifically permits this. This will save untold hundreds of dollars on transfer fees to dealers which usually range from \$25-\$75 for each firearm transferred to you. A C&R license allows you to acquire, hold, and dispose of any and all C&R firearms including the NFA firearms that are classified as C&R's. The license is good for three years from date of issuance, and is only \$30 for those three years, not bad as far as government fees go. You are also allowed to occasionally import a C&R firearm from outside of the United States if need be. (As long as it's not an NFA C&R firearm, see the side note at the end of the article.) The C&R category also includes some types of ammunition, so you can

legally obtain some types of armor piercing, incendiary, tracer, and high explosive cartridges for your C&R firearms.

What are the disadvantages to being a C&R FFL holder?

There are a couple disadvantages to having a C&R FFL, (you knew there had to be a catch, right?) A C&R FFL DOES NOT allow you to engage in the business of buying and selling C&R firearms, its sole purpose is to facilitate in amassing a PERSONAL COLLECTION, so don't go thinking that you are going to buy up these \$60 long guns and polish them up and sell them for \$100. This is one of those grey areas, as the license would technically allow you to purchase say; three Russian Makarov pistols, keep the best one for your collection and sell the other two, but if we're talking about fifty instead of three, it might set off a few signal flares... Unless of course you keep all fifty for yourself, that would be perfectly acceptable, the "Federales" don't want all sorts of disposition records to sift through for your collection, they only want acquisition records, and speaking of records...



Makarovs are excellent handguns, but don't think you can buy these pistols to resell them for a profit. Your C&R is for collecting only.

You MUST keep a written record of all transactions carried out using your license. These records must be in a "bound book" (I use a spiral bound notebook) in which

the pages cannot be removed without some effort. (I don't think a three ring notebook will do the job for the "Federales".) The license has to be to a physical address, no PO boxes allowed. In tandem with this, all of the firearms acquired under the C&R license must be shipped to and stored at the address on the license. The biggest disadvantage is that at any time and for any reason, you must show these records to the BATFE upon request. The statute on this is very specific, and you have a few options on this part, namely that the inspection needn't be done in your home, it can be done at the nearest field office, and in general, they only want to inspect your paperwork, and not necessarily your collection of firearms. This inspection may only be done once every twelve months, unless it is part of a criminal investigation. I have only had my C&R FFL for about a year, and I have never been inspected, nor received a request for inspection. I have heard only a few cases where the BATFE ever performs these inspections on collectors, so I would infer that it probably doesn't happen very often.

How do I obtain a C&R FFL?

It all starts with the filing of BATFE form 7CR which can be obtained from the BATFE web site. Follow the instructions on the form, including giving a copy of the form to the Chief Law Enforcement Officer, (or CLEO, basically that would be the local sheriff) send it in along with the \$30 fee, and (as long as you are not already precluded by the "Federales" from owning a firearm) in a few weeks you will receive a license in the mail. First thing to do is make about 100 copies of the license BEFORE YOU SIGN IT! Most dealers/importers want the copy of your

license that you send to them to be signed in blue or red ink, (some local dealers even want to SEE you sign it in person!) so make copies before signing the original, you can always make copies of the copies if you need more later on. You will also receive all of the federal firearms laws, firearms laws for all fifty states, and a list of all the C&R firearms makes and models with your license, all of which comes in very handy for avoiding anything illegal in your C&R dealings. Note that you need not keep track of ALL firearms transactions to be in compliance with the law, only those that fall under your C&R license, and that any inspection of your records or firearms should only include those which you have used your C&R license to obtain.

So, weigh the pros and cons, do your research to see if you would be interested in any of the firearms in the C&R category, and make an informed decision as to whether or not a C&R FFL is right for you. I have acquired about fifteen C&R firearms in less than a year, I have disposed of a few to friends and family, and pretty well rounded out my own personal collection. If you're interested, the most that I have paid for any one C&R firearm is \$480 shipped, the next highest is \$260 shipped, and the rest all fall under the \$200 mark, it is certainly a fast and inexpensive way to fill the gun safe.

A side note about importation of C&R firearms...

I would like to share a little story about C&R firearms importation with you that you may find amusing, or unsettling, or maybe even both. I was on a mission to get an authentic Russian PPSH-41. (A .30 caliber sub-machine gun from WWII with

a 10.5 inch barrel that is considered a C&R firearm by the BATFE.) I searched around only to find that if you want one that is already in the United States it will run you right around \$10,000, a figure that is WAY out of my price range. So, I read up on all the laws concerning the importation of C&R firearms and filled out all of the required forms (in triplicate) and filed them with the BATFE with a well justified belief that it would be denied because it is after all, a fully automatic weapon not already registered in the NFR. What a surprise to come home and get the mail one day and find there was a letter from the BATFE with my completed form APPROVED to import my PPSH-41! I got all the arrangements worked out with a foreign distributor to import my firearm (for less than \$500 even!) and I was on top of the world... then I fell off. A few days alter I was informed by the foreign distributor that the BATFE had revoked my import permit and that he could not send it to me. I wasn't out any cash yet, so I was only out my freedom, and not my money, but it still made me extremely angry. Another few weeks went by and I received a telephone call at my home from an agent of the BATFE explaining that the approved importation papers had been a mistake, and would I please send the original form back to her. I did oblige this request, not before making copies for my own records, but I did oblige. It just goes to show you, that you never know what might happen if you give it the old college try, but never EXPECT anything good to come easy, especially from the "Federales".



The following article is offered for information purposes ONLY. The making of any primary initiator or explosive is a dangerous undertaking. DO NOT attempt to make or use any of the compounds detailed within the following text without formal training. Injury or loss of life is possible should accidents occur. The Independent American, it's staff and/or writers are NOT responsible for the actions taken by others.

Expedient Non-Corrosive Primers And Chemical Compounds

by Corceigh Green

This is the latest in a series of articles aimed at educating Americans to manufacture their own ammunition in case anti-American politicians/bureaucrats find the nerve to ban or excessively tax ammunition. In past issues, we have covered the manufacture of potassium nitrate, potassium chlorate, black powder and red or white propellant. *The Independent American* will be selling back issues if you have missed any articles in this important series.

Last issue, we covered making primers from easy to obtain or make corrosive compounds. We covered the basic anatomy of a modern self-contained cartridge and explained that the primer is what initiates the propellant. We also explained that primer compounds need an initiator (a chemical that explodes on impact), a secondary (a high explosive, but one that is more stable and will not explode on impact, but is set off by the initiator) and a catalyst and/or oxidizer. The initiator explodes on impact of the firing pin upon the primer. This shock causes the initiator to explode. The explosion of the initiator sets a shock wave into the secondary, causing the secondary to explode with stronger force. The

initiator also causes the catalyst to produce oxygen and ignite, or the oxidizer will release oxygen and ignite.

We covered how to produce this effect with compounds that were easy to work with, (though dangerous). Though easy to obtain and work with, the products created by the chemical explosive is corrosive. Extensive cleaning and protection of your firearm is necessary after firing ammunition made with a corrosive primer.

In this installment of our treatise on the chemistry behind the manufacture of ammunition, we are concentrating on the manufacture of non-corrosive primers. As ALWAYS, pay special attention to safety precautions! This is not a joke! The compounds mentioned in this article are **HIGHLY** volatile! It is easy enough for an expert to blow his/her hands, face or head off. We do not need good American intestines in the trees. Don't be stupid with this information. If you are a beginner, seek advice from someone experienced. At least build your own experience by working on compounds that are not so sensitive.

Best of all, buy primers NOW and store them back for the times when they will be considered contraband. We all know that the following information is necessary and these are skills we must learn if we are to keep our freedoms and restore our Republic. I don't blame anyone for undertaking such projects before they are needed, but be forewarned, actually producing these compounds may be considered illegal. Be advised and, as mentioned, start on safer projects first.

Modern, non-corrosive primer compounds are composed of lead based chemical compounds. To produce many of these compounds, it will be necessary to first produce lead monoxide also known as litharge.

POTASSIUM OR SODIUM NITRITE AND LITHARGE (LEAD MONOXIDE)

Litharge is required for the preparation of lead picrate and lead nitrate.

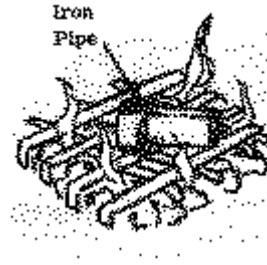
MATERIAL REQUIRED:

- Lead metal (small pieces or chips) from Plumbing supply store or wheel weights and fishing sinkers
- Potassium (or sodium) nitrate see *The Independent American* July/August 2003
- Methyl (wood) alcohol
- Iron pipe with end cap
- Iron rod or screwdriver
- Paper towels
- 2 glass jars, wide mouth
- Metal pan
- Heat source (hot coals or blow torch)
- scale (reloading supplies)
- Cup
- Water
- Pan

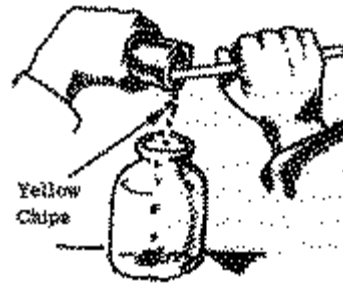
PROCEDURE:

1. Mix 12 grams of lead and 4 grams of potassium or sodium nitrate in a jar. Place the mixture in the Iron pipe.

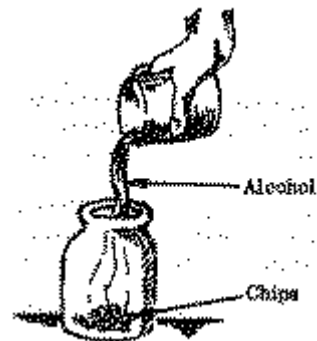
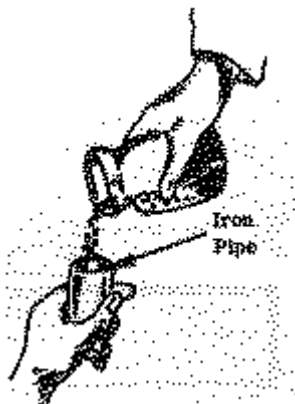
2. Heat iron pipe in a bed of hot coals or with blow torch for 30 minutes to 1 hour. (Mixture will change to a yellow color.)



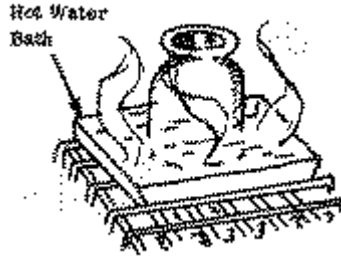
3. Remove the iron pipe from the heat source and allow to cool. Chip out the yellow material formed in the iron pipe and place the chips in the glass jar.



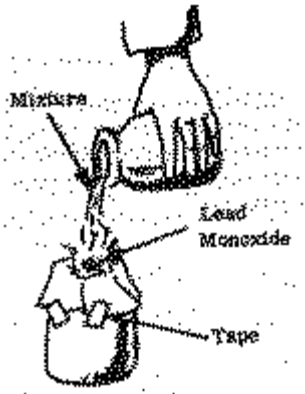
4. Add 1/3 cup (120 milliliters) of methyl alcohol to the chips.



5. Heat the glass jar containing the mixture in a hot water bath for approximately 2 minutes (heat until there is a noticeable reaction between chips and alcohol; solution will turn darker).



6. Filter the mixture through a paper towel into the other glass jar. The material left on the paper towel is lead monoxide.



7. Remove the lead monoxide and wash it twice through a paper towel using 1/2 cup (120 milliliters) of hot water each time. Air dry before using.

8. Place the jar with the liquid (from Step 6) in a hot water bath (as in Step 5) and heat until the alcohol has evaporated. The powder remaining in the jar after evaporation is potassium or sodium nitrite.

NOTE: Nitrite has a strong tendency to absorb water from the atmosphere and should be stored in a closed container.

Lead monoxide is stable. Store in a glass jar

so that it is not contaminated by other metals.

Picric acid is a necessary ingredient in the manufacture of lead picrate. Lead picrate may be used as a substitute for lead styphnate in expedient primers. Picric acid is also useful as a booster explosive in expedient primers, which makes the manufacture of picric acid necessary knowledge to Independent Americans.

PREPARATION OF PICRIC ACID FROM ASPIRIN

Picric acid can be used as a booster explosive in detonators, a high explosive charge, or as an Intermediate to preparing lead picrate or DDNP.

MATERIAL REQUIRED:

- Aspirin tablets (5 grains per tablet)
- Alcohol, 95% pure
- Sulfuric acid, concentrated, (battery acid - boil until white fumes appear)
- Potassium Nitrate (see *The Independent American* July/August 2003)
- Water
- Paper towels
- Canning jar, 1 pint
- Rod (glass or wood)
- Glass containers
- Ceramic or glass dish
- Cup
- Teaspoon
- Tablespoon
- Pan
- Heat Source
- Tape

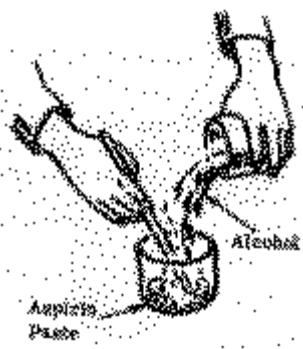
PROCEDURE:

1. Crush 20 aspirin tablets in a glass container. Add 1 teaspoon of water and work into a paste.



*1.

2. Add approximately 1/3 to 1/2 cup of alcohol (100 milliliters) to the aspirin paste; stir while pouring.

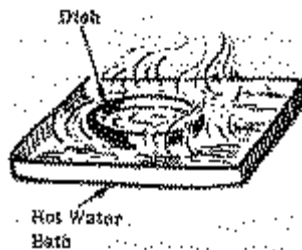


3. Filter the alcohol-aspirin solution through a paper towel into another glass container. Discard the solid left on the paper towel.



4. Pour the filtered solution into a ceramic or glass dish.

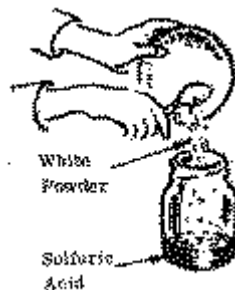
5. Evaporate the alcohol and water from the solution by placing the dish into a pan of hot water. White powder will remain in the dish after evaporation.



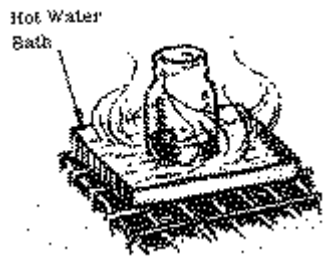
*4.

NOTE: Water in pan should be at hot bath temperature, not boiling approximately 160 to 180 degrees F. It should not burn the hands.

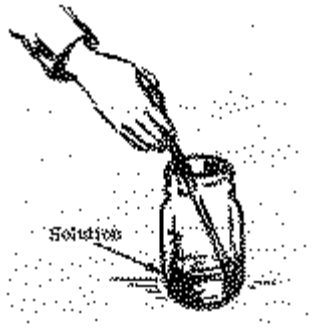
6. Pour 1/3 cup (80 milliliters) of concentrated sulfuric acid into a canning jar. Add the white powder to the sulfuric acid.



7. Heat canning jar of sulfuric acid in a pan of simmering hot water bath for 15 minutes; then remove jar from the bath. Solution will turn to a yellow-orange color.



8. Add 3 level teaspoons (15 grams) of potassium nitrate in three portions to the yellow-orange solution; stir vigorously during additions. Solution will turn red, and then back to a yellow-orange color.



9. Allow the solution to cool to ambient or room temperature while stirring occasionally.

10. Slowly pour the solution, while stirring, into 1-1/4 cup (300 milli-liters) of cold water and allow to cool.



11. Filter the solution through a paper towel into a glass container. Light yellow particles will collect on the paper towel.

12. Wash the light yellow particles with 2 tablespoons (25 milliliters) of water. Discard the waste liquid in the container.



13. Place particles in ceramic dish and set in a hot water bath, as in step 5, for 2 hours.

14. After removing from hot water bath, store in glass container. Keep container in a cool, dry darkened area until ready for use.

Picric acid reacts with metals to form picrates salts. These salts are toxic and hazardous as they can explode. The heavier the metal that combines with picric acid to form a picrate, the more sensitive the picrate is to shock. Lead, being one of the most dense metals, forms an extremely sensitive picrate that is a quite acceptable substitute for lead styphnate in expedient primers.

PREPARATION OF LEAD PICRATE

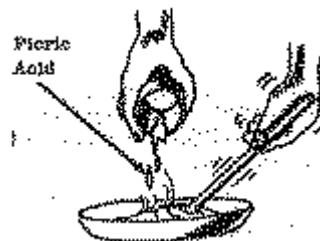
Lead picrate is used as a primary explosive in the fabrication of detonators. It is to be used with a booster explosive such as picric acid or RDX

MATERIAL REQUIRED:

- Litharge (lead monoxide)
- Picric Acid
- Wood alcohol (methanol) (found in paint removers and some antifreeze)
- Wooden or plastic rod
- Dish or saucer (china or glass)
- Teaspoon
- Scale (from reloading supply store)
- Containers
- Flat pan
- Heat source (optional)
- Water (optional)

PROCEDURE:

1. Weigh 2 grams each of picric acid and lead monoxide. Place each in a separate container.
2. Place 2 teaspoons (10 milliliters) of the alcohol in a dish. Add the picric acid to the alcohol and stir with the wooden or plastic rod.



3. Add the lead monoxide to the mixture while stirring.

CAUTION: At this point the solution is a primary explosive. Keep away from flame.

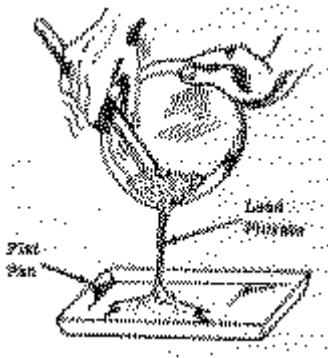
4. Continue stirring the mixture until the alcohol has evaporated. Mixture Will suddenly thicken.

5. Stir mixture occasionally (to stop lumps from forming) until a powder is formed. A few lumps will remain.



CAUTION: Be very careful of dry material forming on the inside of the container.

6. Spread this powdered mixture, the lead picrate, in a flat pan to air dry.



NOTE: If possible, dry the mixture in a hot, not boiling, water bath for a period of 2 hours.



Lead picrate is extremely shock and friction sensitive. Be extremely careful when the mixture is dry and while stirring. All of the lead compounds mentioned in this article are toxic to human beings, animals and the environment, as well. When cleaning laboratory equipment after the manufacture of any lead compound, seal the effluence in safe storage containers and ensure that the contents do not leak into a watershed or the environment.

The above process used to manufacture lead picrate can also be followed to manufacture lead styphnate and lead nitrate. Substitute the picric acid listed in this formula with the same measure of styphnic acid. Lead styphnate is the compound used in commercial manufacture of primers, however, lead picric may be substituted successfully if styphnic acid is unavailable.

Lead nitrate is necessary in the manufacture of lead azide. Substitute the nitric acid in the formula for manufacturing lead picrate with the picric acid in the same measurement. Following the instruction above with nitric acid rather than picric acid will yield lead nitrate.

Lead azide is also utilized in commercial primer manufacture as a primary explosive. It is sensitized by the addition of lead styphnate commercially or lead picrate expediently. If you set out to manufacture your own non-corrosive primers, you will also need to manufacture lead azide.

PREPARATION OF LEAD AZIDE

Lead azide is used as a primary explosive in the fabrication of detonators. It is to be used with a booster explosive such as picric acid or RDX

MATERIAL REQUIRED:

Dextrin [food stores (corn dextrin)]
 Lead nitrate
 Distilled water
 ph paper or tester
 sodium hydroxide (home soap manufacturing outlet)
 Heat source
 Candy thermometer
 Sodium azide (vehicle emergency air-bags. Sodium azide pellets are stored in small metal canisters inside of air-bags. Drivers' side air-bags contain 50 grams of pellets. Passenger side air-bags contain 200 grams of pellets.)
 Paper towels
 Scale (reloading supply store)
 Pan
 Glass canning jars-3
 glass rod
 Teaspoon

PROCEDURE

1. In one of the glass canning jars, pour 250 ml. of distilled water and dissolve 17 grams of lead nitrate and 1.5 grams of dextrin within.
2. Slowly sprinkle small portions of sodium hydroxide into the solution with the teaspoon. Measure the solution frequently with ph paper or tester until solution reaches a balance of 5.4.
3. When correct ph balance has been achieved, fill pan with water and place glass jar containing solution in pan to use as a double boiler. Heat solution to 175 degrees Fahrenheit, while stirring with glass rod. Use candy thermometer to measure proper temperature.
4. In a separate glass canning jar, pour 250 ml. of distilled water and dissolve 6.5 grams

of sodium azide along with 1.5 grams of sodium hydroxide.

5. With the first solution heated at 175 degrees and being vigorously stirred, add the sodium azide-sodium hydroxide solution made in step 4 steadily.
6. Stir solution for 5 minutes.
7. Remove from heat and stir while cooling for 3 minutes.
8. Filter the solution through paper towels into the third glass jar. Crystals collected on the paper towels are lead azide.

CAUTION: Lead azide crystals are extremely shock and friction sensitive. Static discharges will also detonate lead azide crystals.

Store lead azide under water in a glass jar. Lead azide will react with metals, making them more sensitive. Lead azide must be precipitated in a dextrin solution to keep the crystals small. When the crystals are precipitated without dextrin in solution, the crystal will form too large and explode from their own internal pressures.

You will now have the chemical compounds you need to produce a non-corrosive primer. Another compound that we have discussed in the last issue is antimony sulfide. As we discussed, antimony sulfide may be hard to come by. If it is for you, you may substitute lamp black for antimony sulfide as we had for our corrosive primers.

With your chemical compounds properly stored and safely maintained, you may now begin to remanufacture spent primers. Follow the instructions for removing and reconditioning the primer in *The Independent American* May/June 2004 issue. If you missed that issue, back issues will be sold through the magazine.

When you have removed the primer and disassembled the anvil, pound the area struck

by the firing pin flat with a punch or file flattened nail.

Picric acid and the lead compounds that you manufactured reacts with metal to form less stable compounds and corrosive salts, so you will want to prepare your primer while it is disassembled before you “load” your priming compound into it. To prepare your primer, line the inside lightly with epoxy. Do this with a paint brush and spray epoxy. First, hang a small water color size paint brush on a clothes line and spray a small amount of spray-on epoxy on the brush hairs, then paint the inside of your primers with a light coat. Paint the anvil as well. Make certain that any metal that will come in contact with your compounds is coated. Give your brush another spray when needed to achieve this.

Allow your primers to dry under a cover to prevent contamination. When your primers are coated and dry, inspect them to be sure that every portion of the primers’ insides are protected. Do not forget the anvils as well. Give any primer not adequately protected a second coat. Now you are ready to “load” your primers.

Set out a shallow glass pan in an open area. Into the glass pan, measure 1/32 teaspoon of lead azide. **Note: do not use a metal implement for measuring lead azide and lead picric.** Lead azide and lead picric reacts with metals to produce more sensitive azides. **Caution: lead azide, lead picric and lead styphnate are extremely sensitive to static discharge and will explode in unconfined conditions. Take precautions against static discharge.** It is OK for the lead azide to remain wet for this process.

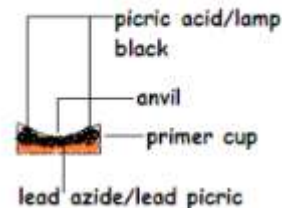
Next, measure 1/32 teaspoon of lead picric or lead styphnate into the measure of lead azide. Mix the lead picric or lead styphnate into the lead azide **VERY CAREFULLY!!!** Mix only lightly and imperfectly and be certain to use NO PRESSURE. The imperfect, light mixing will allow each compound to sensitize and

assist the other in detonation. **Caution: lead azide will detonate without being confined unlike other explosives. Mix only the amount listed as maximum.**

Pour this mixture into your primers, filling the primer cup to 1/3 full. If this mixture is still moist from the storage of the lead azide, allow the primers to dry before completing the next step.

Next, replace the anvil onto the primer lightly to be certain there is room for the anvil without putting pressure on the primer compound. Remove compound as necessary to leave room for a layer of the boosting compound. Remove the anvil.

The boosting compound will consist of picric acid and lamp black or antimony sulfide. While the anvil was on the primer cup, eyeball the amount of space left to place the final layer of priming compound. Into this space, pour a portion of picric acid. Picric acid is not shock sensitive, but take precautions not to cause static discharge. Leave a thin space for a layer of lamp black or antimony sulfide on top.



Place some epoxy on the edges of the anvil and replace the anvil back into the primer cup. Allow the epoxy to dry before reloading into cartridges.

Parting Notes

All of the lead compounds mentioned in the above manufacturing instructions are toxic. They are dangerous to the environment. During the manufacturing process, toxic fumes and effluent are created. Avoid fumes

by venting them away from your work areas and wearing a charcoal respirator and face shield. Make very small amounts of lead compounds at a time. This will keep toxic fumes at a minimum and accidents smaller.

The sodium or potassium nitrate created in the process of manufacturing lead monoxide will be contaminated by lead. Sodium or potassium nitrate is also water soluble giving it the ability to be absorbed through your skin. Always wear rubber gloves when manufacturing these compounds and avoid spills. An accident while manufacturing these materials can severely damage your internal organs and kill you.

Sodium azide is also extremely shock and friction sensitive. Sodium azide, itself, may be used in place of lead azide in primers, however, sodium azide leaves a corrosive residue, which we are trying to avoid with this article. Sodium azide is also water soluble and a dangerous toxin. **AVOID TOUCHING OR HANDLING SODIUM AZIDE WITH BARE HANDS. DO NOT TOUCH ANY CONTAMINATED MATERIALS TO YOUR SKIN, NOSE OR EYES.** To extract sodium azide into a useful form, dissolve pellets into hot water and evaporate. The crystals formed from evaporation are sodium azide. **DO NOT CRUSH!!!**

Due to anti-Americans who wish to bring all pressures possible to bear on the availability of ammunition, conventional non-corrosive primers are coming under attack with the pretense of eliminating environmental hazards. Research into DDNP based primers are underway, but are proving unreliable. It is only a matter of time until anti-American elements force a primer compound on Americans that will lose efficacy over time, tax ammunition so that stockpiling and practice is prohibitive or outright ban it, period. Americans must learn the manufacturing process to produce ammo now.

Overall, the manufacture of expedient non-

corrosive primers is well within the reach of most Americans. It is very easily workable within a small community of like minded people. For the individual American, however, the corrosive primers listed in the May/June 2004 issue is far easier and safer for the individual to manufacture.

The non-corrosive compounds mentioned are convenient due to the ease by which their residue is cleaned from and lack of reaction to your firearm's metal. You do not have to immediately disassemble and clean your firearm after shooting in hot, soapy water. In the field, this allows you to maintain your firearm in a shooting capacity until you are in a safe position to disassemble the weapon without the danger of oxidation degrading your weapon.

Each process has it's good points and bad points. The Independent American must study both of these processes. It will quite probably depend on what chemicals you are able to manufacture or acquire which will determine the type of primer you can produce. Whichever it is, try to standardize on that type for the sake of accuracy and reliability. If you find yourself in the position of needing primers in a bad way, one of these processes will be available to you.



Notes From All Over

by Doug and Cathy Jory

While waiting for that long overdue five in the morning knock on the door by the black clad ATF to kick off the round-up of the green, blue, and red lists, I had an idea. Maybe it's not coming after all.

I had the same feeling back in 1967 when they tried to rewrite the Oregon state constitution, and floridated the city water system. I remember when the State Police surrounded the local chapter of the Posse Comitatus at a ranch house in Eastern Oregon and put them out of business.

The Sagebrush Rebellion passed quietly. So did the Jarbridge Rebellion. That was much later; in the late nineties. People from all over the west sent shovels to the town of Jarbridge to repair a road the government had closed, strangling the town.

Insignificant incidents that the media wouldn't pick up on--lived a short life and left no heirs.

Or did they?

Take care of the little things and the big things will take care of themselves. That adage has been around for a long time, and like most sayings, there's a lot of truth in it.

For example, the other night on television my wife and I were watching the local nightly news and a flash leading up to the newscast stated that the police in the state of Washington needed three additional citations per shift on the "Click It Or Ticket" law before they could qualify for over-time.

That definitely got our attention. I've always believed that the police work on a percentage basis, and that their primary job was to create revenue for the department. The police have always represented, for me, the epitome of the free enterprise system. No work, no pay.

Produce or get out. That may not be totally fair, but from what I've come to understand through the years, there's a fair amount of that going on.

As sure as cops love donuts, they're making money on suckers. If ordinary traffic tickets aren't enough, they'll concoct something, like the seat-belt laws, to balance an unbalanced budget in their favor. So the "Click it or ticket" announcement caught our attention and we waited expectantly for the story.

Half way through the skimpy, watered-down news-briefs the anticipated event unfolded. Several people were interviewed, men and women, and the question was asked: "What do you think of the seat belt laws?"

Nothing was mentioned about the suggested new quotas for the police to qualify for over-time pay. Half a dozen people gave their brief opinions on the seat belt law, pro and con, and the nightly news switched to other issues and the question vanished like a puff of smoke at a magic show.

Did anyone else notice that the emphasis had been switched and the answer didn't fit the question? Or am I being too cynical and expecting too much from the news? Or was this simply a test?

Personally, I think this abracadabra was a feeble attempt at mind control by the already totally controlled mass media. It shows the contempt "They" have for viewers and how little they value the truth.

The big things may take care of themselves, but we have to keep an eye on the little things or we're going to be in a lot of trouble.



The Get-Together

 The Get-Together is offered as a directory of personal contacts for survivalists, patriots and Independent Americans. It is a resource for like-minded people to contact each other.

As such, please limit your messages to personal issues. Please post your business advertising in the Classifieds.
 Thank you.

 To have your message published in The Get-Together, send your message with \$1.00 to: The Get-Together, P.O. Box 1894, Iowa City, Iowa, 52244.

 The Independent American is looking for some good writers who know their subjects. Contact The Independent American at:
 thestaff@theindependentamerican.freeyellow.com

 Still looking for old CPDL members in the inland northwest. Come on, I know you guys are out there. Now is not the time to hide from each other. Would like to bounce around some ideas. Contact pug_at_Ind_Am@hotmail.com

 Need information on obtaining an allodial title to real property. How to go about it and what it does for you. I am also interested in information on land patents. raparee1640@hotmail.com

 SWM searching for SWF partner to share survival homestead with. between ages of

25 and 35. Outdoors type with interests in survival, self defense and living off grid. e mail: Lt_twigg@hotmail.com

 Attention Militias and survivalists, The Independent American does not maintain contact lists for the Get-Together. To network anonymously with each other, set up safe internet points and mail drop boxes and retrieve your information from there. This guarantees your anonymity and safety.

Any addresses that are received by us, but not listed as contact points in the message to be published is destroyed immediately. No record remains with the independent American.

Classifieds

Place your classifieds in The Independent American. Just 20 cents per word. Dept. TIA is included free. Send your ad with money order covering the cost to: The Independent American, Classifieds, c/o P.O. Box 21, Fernwood, Idaho, non-domestic [83830]

Books And Magazines

Subscribe to The Independent American; The Magazine For A Free life. Price for 1 year subscription is \$15.00. See our subscription information table on our Table Of Contents page in this issue. Or send check or money order to:
 The Independent American
 Subscription
 P.O. Box 1894
 Iowa City, Iowa 52244

Thirty Years Of Hounding It, by Gene Lewis. 96 pages soft cover with photos and illustrations. Anecdotes spanning 30 years of experience hunting with walker hounds for bear, cougar, raccoon and bobcat in the panhandle forests of Idaho. Send \$12.50 ppd. to Corceigh Green, P.O. Box 21, Fernwood, Idaho, [83830]

Looking for older (pre 1976) gun or outdoor magazines, pre 1930 American Riflemans, and 1950 or earlier gun/fishing/outdoor books. Please send list and prices to: D. Bell, POB 1894, Iowa City, Iowa 52244 or e mail at: indeamer@hotmail.com

Javelin Press has the books you're looking for on guns, courage, survival and freedom. Javelin Press, c/o P.O. Box 31W, Ignacio, Colorado. (81137-0031) and www.javelinpress.com

The Idaho Observer. All the news that's fit to print. The Idaho Observer PO Box 457 Spirit Lake, Idaho 83869, Phone: 208-255-2307

The Pine Tree Journal is an online survival periodical tailored to the New England area survivalist. Check us out at www.hd-works.com

Computers

North Woods Traders has books and old time radio programs on CD. Write to North Woods Traders, Dept. TIA, P.O. Box 211, Fernwood, Idaho

83830 for list of books and programs.

www.libertytreeradio.4mg.com: Internet patriotic music and reporting.

http://theindependentamerican.freeyellow.com

Health Products

For high quality homeopathic products: www.coralonline.com/kbishman

Pets

http://geocities.com/kittieswhoneedh omes/index.htm

Survival

For the finest firestarters on the market. Montana Antler Craft, P.O. Box 281, Fernwood, Idaho 83830. (208) 245-8015



Info-Line



Independence Day

by Corcceigh Green

Is there a 4th of July in England? Well, yes there is. That was kind of a trick question. Every calendar on earth has the date; July 4 printed on it. It is here in America that we celebrate the date. Not actually the date, but the events that culminated on July 4, 1776 during that sacred American holiday we know officially as Independence Day. The day we declared to the world that the American colonies were no longer any despot's footstool, but sovereign, free and independent States.

For you newer generations out there that had to rely on public schools for your information, Independence Day has nothing to do with hostile space aliens nor is it about the freedom from extermination. Independence Day is about America's Declaration Of Independence. It is about the document, the principles set forth in it and individual freedom and liberty.

America's War For Independence did not begin on July 4, 1776. There had been a long line of abusive taxation and atrocities against individuals committed by the English crown. Despite protests,

American colonial complaints were ignored and met with further violations of Natural Rights.

As atrocities were compounded by atrocities, American colonials began forming Committees of Safety. These committees set up printing presses and publishing facilities, kept correspondence throughout the colonies of like-minded individuals and were the organizing forces behind forming the already existing local militias into a body ready to defend Americans from the actions of the crown.

Tensions between the colonies and the crown increased as colonial governments were disbanded by order of the crown and several schemes to tax colonials without representation through a government body were thwarted by militias growing more active, including The Sons Of Liberty.

With tensions growing, the English crown became concerned that colonials were armed and had formed a means of common defense. The first attempts at American arms confiscation began when a detachment of English marines were dispatched to the towns of Concord and Lexington for the purpose of confiscating muskets, cannons, gunpowder and ball. On April 19, 1775, a small contingency of militiamen mustered out on Concord green to block the English advance. Upon meeting the militia formation, the English marines formed lines for a bayonet charge and began an advance toward the militia formation.

As the English were advancing, a shot was heard from an unknown direction prompting the English to fire upon the militia formation. The militiamen were scattered, but reinforcing militia

formations which advanced upon the area all throughout the day and under the direction of William Heath and his notion of a continuous field of fire. The English marine detachment was checked in its advance and chased back to Boston, where they were besieged until English reinforcements were able to relieve them.

Thus was fired the first shots of the War For Independence. At this point, colonials did not have the concept of fighting for independence and separation from their former government.

It was on January 10, 1776 that Thomas Paine's work, *Common Sense* was published urging Independence from England. This movement began to swell within the colonies, which were already fighting a bloody war against a brutal English government and its mercenaries. With Independence gaining great favor, on March 23, 1776, Congress declared all English naval vessels lawful prize, (or lawful targets for capture or military action), and on April 6, 1776, declared American ports open to all vessels with the exception of English vessels. This was an act of absolute sovereignty and Congress knew what it was now fighting for.

On June 10, 1776, Congress appointed a committee of five to draw up a Declaration Of Independence. Thomas Jefferson, John Adams, Benjamin Franklin, Roger Sherman and Robert Livingston were selected for the committee. The task of composition was assigned to Thomas Jefferson. Congress would make some changes, but these changes were in the form of omission and the language of the Declaration would remain uniquely Jefferson's.



Thomas Jefferson, John Adams, Benjamin Franklin, Roger Sherman and Robert Livingston composed The Declaration Committee.

The Declaration Of Independence was reported to Congress on June 28, 1776. On July 1, 1776 debate began on resolutions and amendments to the document. One delegate from Delaware traveled 80 miles in one day by coach to vote yea on the Declaration to ensure Delaware's approval. On July 3, 1776, The Declaration of Independence was taken up and passed in Congress as amended and the Declaration proclaimed to the world on July 4, 1776. The New York State legislature ratified the Declaration on July 9, 1776, giving their formal adherence to the document on July 15, 1776. Pennsylvania recorded its formal vote on July 20, 1776 formally adhering to the document.

On July 19, 1776, Congress passed a resolution that The Declaration Of Independence be engrossed on parchment. It was August 2, 1776 when the formal signing of the document by members of Congress took place.

The history of The Declaration Of Independence cannot be separated from America's War For Independence or from England's history of atrocities. The brief

history above should merely wet the appetite of Independent Americans to learn more of their history and founding principals.

We are far removed today from the thoughts and emotions of our ancestors who fought this bloody war to secure freedom for themselves and their posterity. We each must reflect what their cause has meant for us and how we must face threats to our freedoms and liberties today.

We know where our forefathers stood. They faced the most powerful empire of the day and beat them to bring birth to our country. They left us with their beliefs and thoughts in their writings. One speech by Patrick Henry stands out at this time as the clash of arms and an army thought to be invincible swept across the sea from Europe. We print this speech below for our readers to reflect during this time in our history as new tyrants tell us they must steal our Rights secured by our forefathers to provide for our security against the threat of terrorism which these tyrants, themselves, have created. Read the thoughts of Patrick Henry whose speech helped to persuade others to stand up to the clash of arms and fight back to secure liberty and freedom.

“No man thinks more highly than I do of the patriotism, as well as abilities, of the very worthy gentlemen who have just addressed the House. But different men often see the same subject in different lights; and, therefore, I hope it will not be thought disrespectful to those gentlemen if, entertaining as I do opinions of a character very opposite to theirs, I shall speak forth my sentiments freely and without reserve.

This is no time for ceremony. The question before the House is one of awful moment to this country. For my own part, I consider it as nothing less than a question of freedom or slavery; and in proportion to the magnitude of the subject ought to be the freedom of the debate. It is only in this way that we can hope to arrive at truth, and fulfill the great responsibility which we hold to God and our country. Should I keep back my opinions at such a time, through fear of giving offense, I should consider myself as guilty of treason towards my country, and of an act of disloyalty toward the Majesty of Heaven, which I revere above all earthly kings.

Mr. President, it is natural to man to indulge in the illusions of hope. We are apt to shut our eyes against a painful truth, and listen to the song of that siren till she transforms us into beasts. Is this the part of wise men, engaged in a great and arduous struggle for liberty? Are we disposed to be of the number of those who, having eyes, see not, and, having ears, hear not, the things which so nearly concern their temporal salvation? For my part, whatever anguish of spirit it may cost, I am willing to know the whole truth; to know the worst, and to provide for it.

I have but one lamp by which my feet are guided, and that is the lamp of experience. I know of no way of judging of the future but by the past. And judging by the past, I wish to know what there has been in the conduct of the British ministry for the last ten years to justify those hopes with which gentlemen have been pleased to solace themselves and the House. Is it that insidious smile with which our petition has been lately received? Trust it not, sir; it will prove a snare to your feet. Suffer

not yourselves to be betrayed with a kiss. Ask yourselves how this gracious reception of our petition comports with those warlike preparations which cover our waters and darken our land.

Are fleets and armies necessary to a work of love and reconciliation? Have we shown ourselves so unwilling to be reconciled that force must be called in to win back our love?

Let us not deceive ourselves, sir. These are the implements of war and subjugation; the last arguments to which kings resort. I ask gentlemen, sir, what means this martial array, if its purpose be not to force us to submission? Can gentlemen assign any other possible motive for it? Has Great Britain any enemy, in this quarter of the world, to call for all this accumulation of navies and armies? No, sir, she has none. They are meant for us: they can be meant for no other. They are sent over to bind and rivet upon us those chains which the British ministry have been so long forging. And what have we to oppose to them? Shall we try argument? Sir, we have been trying that for the last ten years.

Have we anything new to offer upon the subject? Nothing. We have held the subject up in every light of which it is capable; but it has been all in vain. Shall we resort to entreaty and humble supplication? What terms shall we find which have not been already exhausted? Let us not, I beseech you, sir, deceive ourselves.

Sir, we have done everything that could be done to avert the storm which is now coming on. We have petitioned; we have remonstrated; we have supplicated; we

have prostrated ourselves before the throne, and have implored its interposition to arrest the tyrannical hands of the ministry and Parliament. Our petitions have been slighted; our remonstrances have produced additional violence and insult; our supplications have been disregarded; and we have been spurned, with contempt, from the foot of the throne!

In vain, after these things, may we indulge the fond hope of peace and reconciliation. There is no longer any room for hope. If we wish to be free--if we mean to preserve inviolate those inestimable privileges for which we have been so long contending--if we mean not basely to abandon the noble struggle in which we have been so long engaged, and which we have pledged ourselves never to abandon until the glorious object of our contest shall be obtained--we must fight! I repeat it, sir, we must fight! An appeal to arms and to the God of hosts is all that is left us! They tell us, sir, that we are weak; unable to cope with so formidable an adversary. But when shall we be stronger? Will it be the next week, or the next year? Will it be when we are totally disarmed, and when a British guard shall be stationed in every house? Shall we gather strength by irresolution and inaction?

Shall we acquire the means of effectual resistance by lying supinely on our backs and hugging the delusive phantom of hope, until our enemies shall have bound us hand and foot? Sir, we are not weak if we make a proper use of those means which the God of nature hath placed in our power. Three millions of people, armed in the holy cause of liberty, and in such a country as that which we possess, are invincible by any force which our

enemy can send against us.

Besides, sir, we shall not fight our battles alone. There is a just God who presides over the destinies of nations, and who will raise up friends to fight our battles for us. The battle, sir, is not to the strong alone; it is to the vigilant, the active, the brave.

Besides, sir, we have no election. If we were base enough to desire it, it is now too late to retire from the contest. There is no retreat but in submission and slavery! Our chains are forged! Their clanking may be heard on the plains of Boston! The war is inevitable--and let it come! I repeat it, sir, let it come.

It is in vain, sir, to extenuate the matter. Gentlemen may cry, Peace, Peace--but there is no peace. The war is actually begun! The next gale that sweeps from the north will bring to our ears the clash of resounding arms! Our brethren are already in the field! Why stand we here idle? What is it that gentlemen wish? What would they have? Is life so dear, or peace so sweet, as to be purchased at the price of chains and slavery? Forbid it, Almighty God!

I know not what course others may take but as for me: give me liberty or give me death!"

This Independence Day as you, hopefully, enjoy the fresh air, the food, the fireworks and the company, share our history with your friends, family and children. Read America's Declaration Of Independence for yourself. Reflect on Patrick Henry's speech and consider the awesome task set before our forefathers, then reflect on what the spectacular fireworks shows you will witness represents. Maybe you will

even be inspired to spend part of your day at the shooting range.

Do not forget this most important of American holidays. It is a day well worth remembering as it happened back then.

ADVERTISEMENT



50 literary books on CD with 2 short works and 10 children's books. Many with illustrations.

This CD is formatted in HTML language for your computer. Many of these books are illustrated, including many children's illustrations.

Authors include: Mark Twain, H. G. Wells, Edgar Rice Burroughs, Charles Dickens, Louisa May Alcott, Jules Verne, Zane Gray, Kenneth Graham, Beatrix Potter and more.

To order send copy of this ad and \$7.00 money order to:

Corceigh Green
P.O. Box 21
Fernwood, Idaho
[83830]

"To announce that there must be no criticism of the President, or that we are to stand by the President, right or wrong, is not only unpatriotic and servile, but is morally treasonable to the American public... Nothing but the truth should be spoken about him or any one else. But it is even more important to tell the truth, pleasant or unpleasant, about him than about any one else." ~Teddy Roosevelt, May 7, 1918

About Plants

Try Potatoes To Condition Your Soil And Feed Yourself



by Corcceigh Green

Potatoes have a distinct place in history. They have fed large populations and when potato crops have failed, death and famine have ensued. They are an important staple crop all over the world providing billions of people with the nutrition needed for survival every year.

The potato famine of the 1840s is a lesson in the use of food as a weapon. Ireland in the 1800s was largely controlled by England. English landlords controlled the land. In order to live on their own lands, Irish natives had to turn over nearly 100% of their food crops to the landlords. In order to produce enough food to see themselves through the winter, the Irish needed a crop that would produce a lot of calories and a large yield in a small space.

The crop that provided these necessities was potatoes. The Irish kept a parcel of their land to grow a crop of potatoes that would see them through winter. Potatoes were often the only course that were available outside of the growing season, being easily stored.

The potato famine was actually a world-wide potato crop failure due to a potato fungus which attacked the tubers, rotting them and killing the plants. This effected other parts of the world besides Ireland and economic difficulties ensued for farmers who's cash crop was potatoes. Other food crops were unaffected and farmers switched to other crops for cash.

As mentioned, Ireland was under different circumstances. Potatoes were not the only crops the Irish grew, but those other crops were confiscated by English landlords who sold them in England for cash. This practice continued through the famine years. As Ireland's death toll approached 2 million, Ireland continued to export her barley, oats, wheat and staple crops. Actually, Ireland exported none of it's food. It was the English landlords that exported food from a famished population as a policy to exterminate the native Irish.



An editorial cartoon from the 1840s depicting America holding back the dogs of famine while the despotic English royalty looks on with indifference.

The editorial is accurate as to America's role in sending thousands of tons of corn in relief for the Irish. The English, however, were not indifferent. Their

policy was to use the famine to exterminate the Irish natives and their culture.

The potato famine is an important history lesson for Independent Americans. It has long been recommended by survivalists and self-sufficiency advocates that Americans store at least 1 year's amount of food for each member of the family. A populace able to feed itself despite famine would be harder to control or murder.

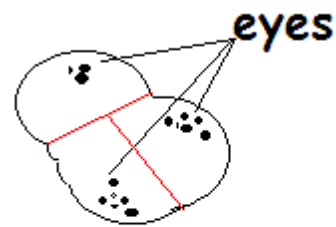
Today, potatoes have been bred resistant to the fungus that caused the famine of the 1840s. Fungus resistant potatoes give Independent Americans a valuable food source. Americans grow 16,560,000 tons of potatoes per year. Most of these are grown commercially as cash crops, but Independent Americans will find potatoes fit very well into their gardens.

Potatoes do not mind poor soil and planting them in your garden will actually help you to improve your soil as well as to feed yourself. Potatoes prefer slightly alkali soil and dry conditions. This is perfect for many western gardens. Sandy or loamy soil with plenty of mulch is also welcomed by the tubers. The spuds grow below the soil and sandy or loamy conditions allow the potatoes to grow underground. Each plant can be expected to produce 3 or 4 pounds of potatoes depending on the variety.

Don't worry if your soil isn't sandy or loamy. Planting potatoes has built-in benefits that will allow you to improve your soil's condition, creating a loamy, healthy and more productive soil. This soil conditioning is due to the depth at which your seed potatoes must be planted, which is between 4 and 6 inches. The following

instruction is particularly helpful when planting potatoes in hard, clay soil.

First purchase your seed potatoes. After you've established your potato growing skills, you will no longer need to buy seed potatoes. Cut your seed potatoes so that you have at least a couple of "eyes" on each portion of the potato. A potato's eyes are actually it's root system.



cut along red lines

Allow your seed potatoes to set a couple of days so that a "crust" forms on the exposed flesh. When this "crust" has formed, your seed potatoes are ready for planting.

Till your soil, mixing in plenty of peat moss and sand. This is especially important for hard, clay soil. Buy plenty of sand or rock dust and at least as much peat moss. You will be using a lot of both.


The help to your soil comes in the planting of your seed potatoes. First, mark your rows. Potatoes like sun and are medium height plants, so place them where they will not shade low growing plants.

After marking your rows, dig a trench about 10 inches wide and 4 to 6 inches deep for the length of your row. Pile your garden's soil next to your row as you will use it to help bury your potatoes.



A small 12 foot row dug and ready for seed potatoes.

Next place your seed potatoes in the row between 8 inches and a foot apart. Make sure to place the seed potatoes so that the “eyes” are facing upward and the cuts are facing down.



When planting, the potatoes’ “eyes” should face the sky.



Plant your seed potatoes 8 inches to a foot apart.

Before you shovel all of that hard pan and

clay back into your trench and stifle your potatoes, you are going to need to mix that worthless soil with that sand and peat moss you bought.



Buy a bag of peat moss for every row you plant.

Mix the sand, peat moss and soil together before burying the seed potatoes by digging a small hole in the soil next to the first couple of potatoes. Shovel a couple of scoops of peat moss and sand into this hole and turn it and the soil over several times with the shovel until the soil, peat moss and sand are thoroughly mixed.



When the soil is mixed, shovel it into the trench, burying the potatoes and refilling the trench. Repeat this process until the entire trench has been covered.





Last page:
Potatoes being buried in trench. Above: A completed row.

Expect 3 or 4 pounds of potato tubers per plant. My smaller 12 foot rows will yield a good 40 pounds of potatoes, the longer 20 foot rows produce yields approaching 100 pounds. Last year, 3 rows produced enough tubers to keep me chewing spuds all winter long. This year, I have planted potatoes in a different location to prevent potato beetles from entering the garden. As a result a couple of the rows are shorter, so I have put in 4 rows to make up the difference.



A potato plant like this one can be expected to yield about 4 pounds of potatoes.

As your plants grow, cover them with mulch and peat moss. This causes them to grow further through the mulching and

produce more potatoes. Also, inspect your rows for potatoes poking up through the soil. Sunlight will cause your potato tubers to turn green and become inedible. While you are inspecting your rows, look over your plants and pick off any beetles and other insects trying to make a snack out of them. Use diatomaceous earth to discourage insects and allow birds like robins to patrol your potatoes. Do not over-water your potatoes. As mentioned, they do like dry conditions. When you notice some plants beginning to wilt, by all means water. A once-a-week watering, however, should be sufficient.

Harvest your spuds in the autumn when the potatoes are large. Use a potato fork. This is not a pitch fork, which tines are thinner and not made for digging. Push the potato fork's tines into your potatoes' row at the edge of that row and adjacent to a plant. Push the tines as deep as they will go and scoop upward as though you were shoveling dirt. The plant will be uprooted and the soil will sift through the tines revealing loads of tubers.

In early fall, dig a couple of plants at a time for immediate use. Later in the season, dig your entire plot and store your potatoes for winter. For seed potatoes, select the largest couple from each plant and store over the winter. Follow the instructions mentioned earlier in the spring for planting.

When digging, you will notice many "baby potatoes" among your spuds. Do not use these as seed potatoes. They do make excellent stew and pot roast potatoes, however. Another thing you will notice is that your soil is much more loamy and workable. The addition of the sand and peat moss broke up the clay and

left a much more arable soil.

After you have dug your potatoes in the fall, place a layer of mulch and compost on your soil and till it in. You will notice how well your soil has improved and will create greater yields with the following years. You will want to rotate your crops in your garden to prevent potato beetles and disease like potato famine fungus. This will not only help to prevent crop failures, but in each plot you plant your potatoes, you will be deeply conditioning and improving your soil.

Planting potatoes is a chore and there is some work involved, but so would conditioning your soil be anyway. While you are going through such trouble to improve your soil to grow acceptably healthy plants, you may as well get a good yield of food crops from it. Next season, plant potatoes in your poor soil. You won't regret it.

Potato Varieties For Your Garden

Potatoes come in a few varieties, each having a slightly different trait. Which kind you prefer to grow will depend on your own tastes.

Irish Potatoes: Irish potatoes or white potatoes are old stand-bys and grown world-wide. When you eat out and order a potato dish from baked potatoes to French fries, chances are you will be served a variety of Irish potato.

Whatever dishes or recipes you want your potatoes for, Irish potatoes will serve your purpose. They are well suited to frying, mashing, baking, boiling, stewing scalaping or any number of preparations. If you want potatoes as a crop that you can

do anything with, Irish potatoes will serve you well.

Red potatoes: Red potatoes have a firmer and richer flesh than Irish potatoes. Varieties like Klondike and, my favorite, Red Pontiac do well for northern gardeners.

Red potatoes lend themselves well to baking, boiling and stewing. Some do not prefer them for frying, but I have found they do well in the skillet as well. Mashing red potatoes requires a bit more thoroughness as their firmer flesh gives mashed potatoes a more stringy texture. As mentioned, the flesh of red potatoes have a richer taste and firmer, creamier quality. They are delicious, store well and an excellent addition to the garden.



ADVERTISEMENT

A small add this size in *The Independent American* may cost you only \$5.00.

For information e mail
thestaff@theindependentamerican.freeyellow.com

or write *The Independent American*, Advertising,
 P.O. Box 21, Fernwood, Idaho, non-domestic
 [83830]

Firearms And Survival

by Glenn Boman

Well, well, the Stock Market is taking a tumble even as this is being written and “analysts and experts are saying that everything is going to be okay for those who can “ride it out.” Fortunately for most of us, we were never “players” in the Stock Market game to begin with, yet I do get rather nervous realizing that my retirement is all tied up in the market! Makes me a little nervous to say the least.

So, what does all this mean? It is one of the “pre-tremors” in the series of earth shaking events that will unmistakably alter our world faster than some of us realize. Consider the unstable market as simply an “I told you so” that many of us have foreseen long ago. One could suppose that the “long ago” also has something to do with it since we tend to forget the predictions of that which takes a while to develop.., that is not to say that it is with glee over being correct that this is mentioned. There will be a settling out of the market which will make investors much more tight with their money and this in turn may signal a cautiousness that has long been needed in investing rather than the rolling-of-the-dice displays that we have seen of late. Note, too, that any time the president sends out his spokesmen like the Press Secretary and the Treasury Department head to tell everyone not to worry.. .WORRY TIMES TWO!

With all the foregoing in mind, I am now at liberty to do what I’d intended to do yesterday as the news was breaking, but put off until today. That is, write about

survival simplified. So, here goes. As with any good administrative viewpoint, simplification is the key to really getting one’s affairs in order whether the days grow brighter for us or not.

First off, one must simplify his/her priorities. For that purpose as it relates to survival and survivalism or simply making it through the days ahead, I have purposed to do an outline which to my way of thinking is but a skeleton of the body of surviving. The outline follows below and is but one man’s viewpoint and is pretty much indicative of the way that I have gone about my preparations for the days ahead. This outline will not reflect buying gold futures or silver and diamond stocks nor will it be so complicated as to necessitate for most of us any drastic changes in lifestyle, though it might.

Simplification of Priorities

1. Immediate needs

A. Location-remember that location is everything should the infrastructure of our “new global economy” fall to pieces.. make no mistake about it, if it does go to pieces, they will be very tiny pieces indeed with all the networking that has taken place of late! Be some place that you can be a survivor and have reasonable expectations of coming through in fairly good health with your security and health in tact. For some, that will be rural areas, for others suburbia, and for the less fortunate, urban areas where all necessities are dependent upon systems” that the “little man/woman” has no control over.

Location necessitates the ability of one to use skills learned or inherent to overcome

pieces of a disaster whether economic, social, natural, or other.

B. Food, clothing, and shelter- Yes, that's right, the three basics of "survival" for all God's creatures including us humans. For me, being in an area where there is self-made opportunity to grow one's food or collect food in some other way such as hunting or trapping, etc. is most desirable. I really haven't heard if New York City has a hunting season except on drug dealers or gang members who are interested in territorial disputes! Better, at least, have the old food storage system you have been meaning to establish begun at once!

Imminent needs

A. Defense- Don't forget that you may have defensive needs. One may choose to defend one's self by moving to a more peaceful area. I hear Japan is a fairly safe country where even the length of kitchen knives is regulated by government decree. For me, my defense mechanisms include vigilance, awareness, and a Colt Commander .45 ACP handgun carried religiously. In addition, you should have a rifle or two capable of heavy combat should there ever be a really dire time in our nation where rational men are dealt with using rioting mob mentality, but armed men/women are respected!

B. Supply and Re-supply- The fact is, we are no longer a self-sufficient people and must now rely on manufactured goods as necessary tools and supplies for ordinary living everyday. We could of course dream of turning the clock back a hundred years and weaving our own cloth,

butchering our own hogs, and doing our own blacksmithing work, but that just isn't possible anymore unless one prepares well for such a turning back of the clock and with determination undertakes that task. For some, a partial turning back can be achieved, but it is still far better to have laid back those supplies, tools, and other instruments that will make surviving a little more kind and certainly more gentle, to paraphrase a former president. Have on hand those supplies that any thinking person can see as being necessary in the context of survival. That means, have your supplies in hand. If possible, have a means of re-supply from stored caches, significant others with whom trade will be possible or barter at least within one's power.

C. Medical/Health- You must have a sympathetic physician and pharmacist who can and will supply your necessary medical needs such as prescription medication in larger than usual quantities. Remember those old eyeglasses you have laying back in the dresser drawer? They are better than nothing should your current ones break! What are your anticipated medical and health needs? Better prepare for meeting those needs even if it means using veterinary supplies that most anyone can buy at farm/animal supply outlets or farmer's cooperatives.. Read Ragnar Benson's books about using veterinary medicines for humans. You could make a list a mile long from where you sit right now.. just don't wait too long to secure the supplies you anticipate needing.. do it slowly, methodically, and keep your stock rotated for freshness.

D. Tools- I hesitate to put this one in, but the fact is, there won't be any handymen around should dire times

emerge to full bloom. Have your tools, know how to use them. You'll probably have many an opportunity to utilize them. Tools, whatever their configuration, gives one the capability of manufacturing a house, shelter, garden, etc. "Tools" are anything used for building and/or systematically dissecting, repairing, or manufacturing a thing, product, or good. Fertilizer is a tool with which you can make a better garden until you can get the compost pile cooking for organically growing your veggies!

E. Plan of Action- I know that this is really first in all the priorities, but I have chosen to mention it last for emphasis. One must have a plan of action. If it can not be implemented at once, it can be done slowly and methodically with small, incremental additions to one's preparations that will eventually build into a solid possibility that one will survive rather unscathed at best and only slightly worse for the wear at worst. Have a method for your "madness", so to speak. Some will, no doubt, rush out and seek to acquire everything all at once in one giant "mega-effort" to outrun the inevitable. This method is shotgunning, so to speak, in hopes of having acquired whatever one might perceive as being necessary. It can be foolish.., like rushing out to buy electrical appliances since there will be no chance of resupply perhaps for decades. What do you then do when there is no electricity?

In any plan of action, there are two elements that are dramatically important: mind and matter. Knowledge is irreplaceable in most any situation. "Things" that allow one to have tools with which to implement and turn the knowledge into concrete and helpful

goods that are useful are the other side of mindful concepts and ideas. Remember, mind and matter.

I hope that these pages have found you without the need to apply what was stated in them. If so, you are well ahead of the game. You can sit back tonight on the sofa and listen as Peter Jennings explains how the president isn't worried, Alan Greenspan isn't concerned, and all is well with the world even if Microsoft has collapsed, the Hong Kong market is gone, and U.N. troops are being called into New York to put down the riots. Surely I jest! Yes, I do... for right now. But, what if.... You get the picture.

Take care.



"Human beings, who are almost unique in having the ability to learn from the experience of others, are also remarkable for their apparent disinclination to do so."
--Douglas Adams

All bad precedents begin with justifiable measures.
--Julius Caesar

The findings and opinions expressed in the following column are the findings and opinions of the author only and not necessarily the findings and opinions of *The Independent American*, it's staff or writers.

So There!



The Kiss-Off Commentaries

by Pug Mahone

Pseudo-Patriotism

The terrorist attacks upon America that took place on September 11, 2001 changed a lot about America. Al Qaeda, founded by the C.I.A. and used by the federal government to fight Serbian forces in Kosovo was immediately fingered for the attack. The fingering of Al Qaeda brought forth a surprising incident. The press reacted logically by asking for further information. They asked questions like, "How did you find out so quickly?", "How do you know Al Qaeda was responsible?" and my favorite, "What evidence did you find to point to this group?" The response to questioning was typical of how the Bush Jr. administration is handling all questioning relating to anything, "We know. Don't ask questions!"

Ask about W's service record in the National Guard? The response is "Don't criticize the Guard! It's unpatriotic!" Never mind that the Guard was never criticized by the question. Don't question

government or the president! It's unpatriotic! Wave your American flag, ask no questions and do what you're told. You don't want to be unpatriotic do you?

Millions of Americans do not want to be unpatriotic. When the charge of unpatriotism is brought forth, most Americans will shut up and fall in with the party line. The hearts of many of these Americans is in the right place. They don't want to hurt what they perceive to be America, but they are woefully ignorant of what America is and the principles by which we live. Through the dumbed down socialistic education process present in America today, a patriotism hollow of any meaning has replaced any loyalty to the true American way in their hearts. A pseudo-patriotism has eaten the brains of Americans and created a full fledged epidemic of the walking brain dead.

You see them all over. They wave their cheap, plastic American flags that have been manufactured in communist China and never question what government is doing. They display the symbols, they proclaim principles like freedom, but they are symbols and principles without substance.

Ask one of these pseudo-patriots what the flag he is waving symbolizes. He will tell you it symbolizes America, but can't tell you anything specific about what the objects on the flag tells you about America. At one point, The Independent American website had a discourse about the American flag on it's front page. I have noticed that the website has since changed, so don't go looking now.

A real patriot should know how many stars and stripes are on the flag and what

they symbolize. A real patriot should know why some of the stripes are red and why some are white. A patriot knows what the blue square in the flag symbolizes. Why are the States symbolized by stars and why are they in the blue square? Should you wave the flag to support a person or party who is elected to or is running for a political office?

Pseudo-patriots will support any silly agenda pushed by their favorite candidate or party. Why? Because they do not know what America really is or what defines America as a country. Let's take neo-conservatives as an example. Their candidate, George W. Bush, has attained the office of the president. W wanted the misnamed patriot act passed through Congress to achieve a level of tyranny that Slick Willy was unable to due to the resistance of conservatives and real Americans in the Militias.

With the election of George W. Bush, many of the more stupid conservatives went to sleep to allow their leaders to run things from Washington. The problem is, W is not a conservative. Nor is his administration. W is doing everything that ultra-liberal Slick Willy wanted, but couldn't get away with. He is able to do this because pseudo-patriot conservatives have no idea what conservatism is. The flag is waved in their faces and conservatism is proclaimed, so despite the evidence of what is happening around them, the idiot, pseudo-patriot conservatives cheer all the way to the detention camps.

How do you know what you are supporting isn't pseudo-patriotism? You have to know what defines America's true form of government. You do want to be a

patriotic American, don't you? Anything that conflicts with America's principles of government is unpatriotic isn't it? What is it that defines America's government? It is the Constitution.

The Constitution for the United States lays out everything America's government is supposed to do and how it is supposed to function. It even contains a Bill of Rights that enumerates a few of the God-given Rights of Americans that government is forbidden to violate.

A patriot would support the document that defines our country and governs our government. When politicians and candidates violate that document, they should be removed from office, tried by a jury and if found guilty, punished. Pseudo-patriots, because they have not read, understood, or cared about the Constitution, will support government or politicians even when in violation of our real law. The flag, the Declaration Of Independence, and the Constitution are all hollow symbols to pseudo-patriots without substance. In the end, these idiots support and help the criminals that are tearing our country apart.

Don't be a pseudo-patriot! Support the real America. It is defined in the Constitution, read it, live it or get the hell out of America!

Take back our Rights?

Americans have given up exercising too many of their God-given Rights! It has been so long since Americans have freely exercised their Rights that most Americans are afraid of other Americans that do exercise them. I didn't realize this until I had a conversation with a friend.

The person I know as a friend had always supported the Rights of Americans, whether the Right to keep and bear arms or the Right to worship according to one's own conscience. One day conversation turned toward the driver's license. I took the position that the Constitution must be restored in full. That being the case, the Right to travel must be honored and the requirement to obtain a license to lawfully exercise their Right would be nullified.

My friend found this concept horrifying. "How would you know if a person would be a safe driver if he wasn't tested and had a license?", my friend asked. This person had taken the position that unless another was proven innocent of committing an offense that had yet to happen, then he should not be permitted to travel in a car. I told him this and the argument was on. "No, no. That's not what I said.", he claimed. I told him that Americans have the Right to travel. This Right, like all Rights are inviolable and can not be regulated, denied or permitted.

Surprised, my friend said, "Getting a license does not violate your Right to travel." I asked, "May I travel by operating my automobile if I don't have a license?" "Well, no.", said my friend. "Then my Right to travel *is* being violated.", I pointed out. "No it isn't.", the argument continued, "Public roads are for everyone's use and to use public roads, you need to pay taxes and be a part of the public. A driver's license makes sure you won't endanger my life while driving on the road."

"In other words, we must give up our Rights to be kept safe.", I countered. "That's not what I said!", my friend was becoming angered now. "You said

driver's licenses will keep you safe on the road.", I reminded him. "That's right.", he said. "A driver's license violates my Right to travel. If I give up that Right for permission to travel that keeps you safe?", I stuck to my point. "Getting a driver's license doesn't violate your Rights!", My friend was getting angry again and beginning to yell.

"Do I have the Right to travel?", I was beginning to put some emphasis in my voice as well. "Stop saying that!", pleaded my friend. I don't respond well to be told not to proclaim or exercise my Rights and I told him this in no uncertain terms. "Well, you still have follow the rules when using public roads.", said my friend a little calmer, but still angry. "When I put gas in my car, I'm paying road taxes." I reminded him, "I'm every bit a part of the public as anyone else and have just as much Right on the roads as others."

"Do you want to get killed on the road by some unlicensed driver?", he asked. "What makes you think that's going to happen?", I asked. "Because, if everyone was allowed on the road without a license, accidents would increase a hundred times and more people would be getting killed every year.", He said. "What makes you think that's going to happen?", I asked. "Because, people without a license don't know how to drive.", he accused. "So, unless a person proves he is a safe driver and receives permission to drive, he can't exercise his Right to travel?", I asked.

"That's not what I said!", proclaimed my friend again. Again, I reminded him of what he just said. "Do you want a bunch of reckless drivers without licenses on the road with you?", he asked. Here we had a loaded question and I knew it. "Because

someone doesn't have permission to travel doesn't mean that he's a reckless driver.", I countered. "In other words, you don't care if accidents increase a hundred times and more people, maybe me or my family, get killed on the roads?", he tried to counter. Faced with another loaded question, I countered, "I'm not saying that would happen. You are the one with the philosophy that Americans can't be trusted to exercise their God-given Rights."

"Well, I'll bet you a hundred bucks that if everyone was allowed to drive without a license there'd be a blood bath on the roads." he revealed. "OK." I said, "I'll bet you a hundred bucks that there won't be a blood bath." "OK!", he said, "How are you going to prove it!" "I don't have to prove it.", I explained, "You are the one making the accusation that Americans are untrustworthy with their Rights. Since Americans are innocent until proven guilty, you must prove your accusation." "Well, there's no way to prove anything unless they actually let people drive without a license.", he said. "Yes.", I said.

"Alright.", said my friend, "I don't care about Rights or the Constitution or proving anything. If the choice were up to me, I don't want those people on the road with me. They are unsafe and I might get killed." My friend revealed a lot about himself with this statement. Though, he thought of himself as a supporter of the Constitution and a patriot, he is just as ready to trade everyone's Rights away for the illusion of some safety. I told him this and we parted. Probably on a bit less friendly terms, but that's OK, since I choose my friends on the basis of trust. If a friend doesn't trust me to exercise my Rights, how can I trust him? He is part of

the problem that real Americans are facing in this Republic.

We must not fear taking back our Rights. Government can not keep us safe. Our safety is our responsibility and we must see to it. We must not give up what belongs to us so that our lives can be regulated in any degree by big government. There will come a time when We The People will have to take our stolen Rights back. When that time comes, we must shoot for all or nothing. To allow any regulation of any of our God-given Rights will eventually lead us right back into the tyranny we find ourselves under now. We will either be free or regulated. There are no in-betweens.

Stealing Americans' Money And Time

Americans who work for a living put in time at their jobs in exchange for federal reserve notes or electronic impulses in their bank accounts. They are trading pieces out of their lives for a means to live. Most Americans are honest, hard working folk who want nothing more than what they have fairly earned. This is not always the case, though. There are those that maliciously conspire to steal what others have rightfully earned.

The electronic revolution has taken this land by storm and the people are paying for it with their earnings and time. Those Americans whose time on the job are recorded electronically on computer by their employers are at risk for having these pieces of their lives stolen from them. Some employers have been caught in the act of deleting time from their employees' electronic records.

Like a *Toys R Us* store in Albuquerque,

New Mexico. The *Toys R Us* store's manager was altering employees' hours by deleting some of the time worked. This seemed to save the company a considerable amount of money. Seemed to, that is. Money stolen from others is NOT money saved! It is a dirty, conniving practice of theft. It is unworthy of Americans and not the way to treat friends and neighbors!

Toys R Us is not the only chain found to practice deleting employee time electronically. Representatives of the Family Dollar, Taco Bell, Wal Mart and Pep Boys chains of stores all acknowledge that the practice known as "time shaving" does take place.

How can Americans stop the theft of pieces of time out of their lives? Make certain that your place of business keeps paperwork of hours worked and keep track of your own time, as well. Law suits are being filed and won against businesses that practice "time shaving". If you find that you are being short changed in your paycheck, get with other employees at your work place. Tell them to check, as well. If your findings agree, ask your office manager about time keeping practices at the company. If you can't get anywhere this way, go to a lawyer collectively. Americans must stop the practice of "time shaving".

Election Year

There has been a lot of space devoted to this year's presidential election in this column. We have gone over some of the issues. We have met the third party candidates that are willing to make themselves count toward restoring the Constitution to it's rightful place in the

Republic. Now it's my turn to stick my chin out and endorse a candidate that I believe will make the best mark toward that goal.

I have studied the issues from the Libertarian Party view, the Constitution Party view and the view of the mainstream Christian right (which supports the Republican Party). I have read, listened to and debated all of the views. I have made my decision on whose candidate deserves my support.

For his historical view of the Constitution and the founding principles of the Republic. For his historical view of the First Amendment and not backing away in the face of a mythical interpretation of a separation of church and state. For his unflinching support of the Bill Of Rights in the face of the threat of terrorism. And for his unfailing support of the Second Amendment, one candidate stands out in a way that no other does. The candidate I am supporting this election cycle is Michael A. Peroutka, the candidate of the Constitution Party.

Michael Peroutka has pledged to end abortion on his first day in office. (A pledge no other candidate is willing to make. Let alone on his first day.) Michael Peroutka has also pledged to end unconstitutional violations of Americans' Right to keep and bear arms. All statutes, such as the 1968 gun control act will be repealed.

Michael A. Peroutka has pledged that he will work toward bringing down all statutes and regulations that are repugnant to the Constitution for our Republic. He will work to restore the rule of law to Americans by ensuring that officials in

government adhere to the law which they have sworn to uphold and defend.

Such a candidate deserves the support of the people. As does the Constitution Party itself. This party seems to have cobbled the individuals and talent necessary to put together a viable challenge to the mainstream socialist parties now afflicting our nation. This party stands for the Constitution, the document that creates and governs our government. The Constitution Party wishes to restore the rule of law to our land and is making a bid to do so through the election process and through educating Americans in the Constitution.

The platform of this party reads in part:

The U.S. Constitution established a Republic rooted in Biblical law, administered by representatives who are constitutionally elected by the Citizens. In such a Republic, all Life, Liberty and Property are protected because law rules.

We affirm the principles of inherent individual Rights upon which these United States of America were founded:

That each individual is endowed by his Creator with certain unalienable Rights; that among these are the Rights to life, liberty, property and the pursuit of the individual's personal interest;

That the freedom to own, use, exchange, control, protect and freely dispose of property is a natural, necessary and inseparable extension of the individual's unalienable Rights;

That the legitimate function of government is to secure these Rights

through the preservation of domestic tranquility, the maintenance of a strong national defense, and the promotion of equal justice for all;

That history makes clear that left unchecked, it is the nature of government to usurp the liberty of it's Citizens and eventually become a major violator of the people's Rights; and

That, therefore, it is essential to bind government with the chains of the Constitution and carefully divide and jealously limit government powers to those assigned by the consent of the governed.

You certainly can't argue with that. We are witnesses everyday of the abuse and outright criminal behavior of those holding government offices. The history of government action of the past twenty years proves beyond all doubt that government **MUST** be placed back into the confines of the Constitution.

For the character of the candidates and the goal of the party, I am a proud supporter of the Constitution Party. I encourage all Americans who believe in our true form of government to become supporters as well.

I PLEDGE ALLEGIANCE TO THE FLAG OF THE UNITED STATES OF AMERICA, AND TO THE REPUBLIC, FOR WHICH IT STANDS; ONE NATION, UNDER GOD, INDIVISIBLE, WITH LIBERTY AND JUSTICE FOR ALL

Projects For Home And Life



An Expedient Water Filter For The Contingency Kit

by Corceigh Green

Water is an essential necessity of our lives. Our bodies need pure, uncontaminated water to continue to function normally and even to live. We must drink between 1 to 2 gallons per day during dry, warm weather while performing our chores.

With this issue we find ourselves in the driest and hottest of the summer season. These are the days when the slightest amount of work can send us into a terrible thirst. To compound this, carrying this amount of water on your person is very difficult. If we find ourselves in a wilderness setting, away from any water source, we must be prepared to purify or filter water where we find it.

Unfortunately, pure water sources are rare today as factory effluent, farm runoff and EPA approved MTBE contamination is found everywhere in America's waterways. Since it would be unfeasible to

attempt to carry enough drinking water for even a couple of days, if you are carrying other equipment and food as well, you will need to make use of water where you find it. As mentioned, this water will quite probably be contaminated with chemicals, heavy metals, bacteria or viruses. You will need a method to filter these out.

While there are many expensive filters that are efficient at filtering these contaminants from water, most that work well are somewhat expensive. You may expect to pay \$275 dollars for an Aqua-Rain or Berkey filter and somewhat more than that for a Katadyne pump filter. There are less expensive models that do filter a percentage of most contaminants from water, but they do not filter enough. The above mentioned Aqua-Rain or Berkey will filter at least 98% of all contaminants from water and in many cases will reduce contaminants to undetectable amounts. Meaning that contaminants just aren't left in your water to measure. When you need water, this level of filtration is what you should strive for.

Besides being expensive, however, these filters are also bulky, making them less likely to be packed with you when you need them. These filters make use of a water basin which sits below the filter basin. Both the water basin and filter basin take a lot of space and won't fit into most packs. Fortunately, the working part of these filters are the filter elements themselves. The filter elements are relatively small and easily fit into any backpack. The filter elements are a porous ceramic construction surrounding a silver impregnated carbon core. They filter everything and kill all viruses and bacterium. The filter elements may also be

purchased separately as replacement filters and used as the central working feature of your expedient water filter. Filter elements are also inexpensive at \$36 for the Aqua-Rain element and \$48 for the Berkey model that is equal to the Aqua-Rain. Do not buy the Berkey models that require post filter elements to do the rest of the job. Buy either the black Berkey filter elements or the Aqua-Rain elements.



An Aqua-Rain filter element purchased separately. This element will be used to manufacture an expedient water filter.

Once you have your working filter portion, you will need a filter basin. The filter basin is merely a small tank with a hole drilled in the center through which the filter is attached and water is poured into to be purified by the filter. The filter basin can be easily manufactured from a large sized coffee can. The coffee can may be somewhat cumbersome for many smaller day packs, but will easily be accommodated in any alpine pack and most commercial hiking packs. The coffee can may be stuffed with gear so that wasted space in your contingency kit is

eliminated.



A large sized coffee can makes a good filter basin.

When you have your filter element and coffee can, you will need to put these two together so that water will drip through the filter into a water basin. This is an extremely simple process. Measure the diameter of the nipple of the filter element, then use a drill bit the size of the diameter of the filter element's nipple and drill a hole in the center of the bottom of the coffee can.



Measure this portion of the filter element. Use a drill bit of the same diameter to drill a hole in the center of the bottom portion of the coffee can.

When you have drilled your hole, use a dremel tool or round file to remove sharp edges in the hole. Your filter element should have come with a wing nut and gasket. Slip the gasket over the nipple end of your filter element, then place the end through the hole that you have prepared in the coffee can. Secure the element in place with the wing nut. **Do NOT over tighten the wing nut!!! I have broken two filter**

elements in this manner. The nipples are very easily torn by over tightening!!!!



The gasket and wing nut to the Aqua-Rain filter element.

You now have a working expedient water filter. Notice that the purified water will drip out of the bottom of the coffee can. Without a water basin, the water would be lost. It will be necessary to set the coffee can atop your canteen or canteen cup to collect water. Merely set the coffee can on top of two or three rocks or logs to elevate the can above your cup or canteen and allow the purified water to drip into your expedient basin. If you have room in your pack, you may also bring along a pan to use as a basin.

Another concern relating to using these filters is that they must be properly saturated before the water they produce may be used. The first gallon or two through the filter will carry some of the carbon filtration sediment with it. If you have a sufficient supply of water where you find it, throw the first batch or two of filtered water on the ground and make use of the third batch. With the third batch, the carbon core should be sufficiently saturated as to not allow carbon sediment to flow out with the filtered water.

One way to tell how well the filter element is saturated is it's color. When the filter comes, it's color will be a creme

white. As it becomes more saturated, the color turns orange. At least for the Aqua-Rain, that is. If you have bought Berkey filter elements, they should be black. If they are not, you have bought the wrong elements. The elements will also grow heavier as they become more saturated and ready for use.

For household duties, Aqua-Rain sells a filter utilizing four elements. As mentioned, this model will cost you around \$275. Four Aqua-Rain filter elements will cost you around \$150 with shipping. If you find it necessary to save yourself \$125, you might consider buying just the replacement elements and putting together four of these expedient units for the homestead. This also affords you the option of buying just an element a month and putting together one expedient unit at a time. I prefer having the commercial unit for my homestead, but many may not be able to afford one. Water is so important to us and our homesteads that some means of purification is absolutely necessary. If you *must* skimp with your preparations, at least use this method that will still provide you with superiorly purified water.

Also note that these expedient units are gravity fed and need no source of power or water pressure to work. This guarantees a quality water source no matter what your situation as long as you have one of these expedient or commercial units.



Product Reviews

Dremel Multi-Pro Tool and Kit



There are at least a thousand chores that spring up during a day on the homestead. Did you ever wish you had a small, handy gadget that was capable of doing just about every job that needed to be done?

Well, the Dremel Multi-Pro Tool and Kit comes very close. This hand-held, motorized tool can sand, sharpen, trim, route, ream, cut, drill and carve. When working on the odd sized and small project, this small, handy tool kit gets many jobs done faster than working them by hand.

The Dremel Multi-Pro tool is easy to use, rating zero dirty words while operating, accommodates small spaces easily enough and is quite easy to follow lines while cutting or sanding small areas.

After many hours of use, the Dremel tool never had any trouble in it's operation. The Dremel tool functioned flawlessly and as designed. Independent Americans who work on projects to improve their homesteads will find this gadget particularly handy.

Surplus CDV-715 Fallout meters




With the Russian deployment of ABM shield defeating SS-27 ICBMs and Russian wargames practicing nuclear strikes against American targets in the news, Americans should be thinking very hard about the equipment they will need to survive such an attack. In the old days, America kept a Civil Defense program that provided fallout meters to it's officers across the land.

Those days are long since gone. America has taken the stance of absorbing such an attack, then deciding what should be the response.

This policy leaves Americans completely open to disaster. Independent Americans have always known that the responsibility for their protection falls upon their own shoulders. To survive a nuclear attack, Americans will need to be able to measure radiation. Surplus CDV-715 were built to accomplish this. Though surplus, they are still functional and will work perfectly well when calibrated. These units are highly recommended. Get yours now, while you can. Make certain that you buy yours from a source that sells calibrated units.



Doug's Two Cents



by Douglas Paul Bell

Hi everyone. Doug P. Bell here. Well another miserable two months are down and once again a fresh issue of The Independent American Magazine is coming out. Well at least that is something to look forward to!

We were hoping to have a new writer for you here, but the old timer who was to be writing for us turned out to be a dyed in the wool communist. Sure he can turn out a good "back to the land" article, but when he sent us an eCONomics article, it was pure Marx and Lenin. Literally. There was not a single paragraph, and darn few sentences that were not praising communism/socialism, 3rd world hell holes, or running down the USA, 1st world countries, and Christianity. Yes, seriously.

Thanks, but no thanks! Having lived under communism, I have absolutely NO intentions of having any communist propaganda in any magazine I write for.

Corceigh, bless him as a good person, tried to smooth the problem over and get some back to the land stuff for the magazine, but I put my big foot in and told the sleazer that we had no use for anyone who writes crap like that economics article with its praise of the left. Period. Of course in an e-mail I was referred to as "a bit more emotional" about the articles, as they were "leftist in ideology." Also the sleazer said he was "a bit confused," (and God knows THAT is an understatement!) and that "the premise of the [four part] article is A-political". A-political. Yeah right. And my cat loves dogs.

The degenerate scum went on to say "I have been writing for over fifty years and have been published in many forms. Now in my late years, having gained an historical perspective and having dealt with all sorts of unstable behaviors, and the inability of some who do not have comprehensive readings skills and who project their own fears into my writings, it may be best for me to withdraw my submission and return to writing about how to live in a back2theland state for other publishers", which suites me just fine. Note he is going back to "a back2theland state for other publishers" which means he wasn't able to peddle his leftist drivel anywhere else either, so was playing us for suckers as well. If he had been writing "back2theland" for us, we would be welcoming him, but I have absolutely no use for either degeneracy or communism.

Of course the reason he doesn't go "there" (where is "there"? Any communist country he cared to pick, there are plenty of 3rd world pest holes he seems to think so highly of) and leave me in my horrible, nasty little country to rot as I deserve, is

because they have "not been done right". Really? Yup, the reason all other communist countries are in such a bad way is because the scum bag who is pushing it hasn't had a chance to show what they can do. So rather than go "there" to fix the problem, they want a chance to spread the misery and bring it here. Wonderful. You see only they have the insight and knowledge to bring world peace through universal misery to humanity. They of course are being held down by the rotten SOBs like me, so if only they could throw off the chains of, oh I don't know, a job, and take my pay check for themselves, which of course they deserve as they are on a higher plane than the likes of me, then they would have a chance to sit on their dead ass and think good thoughts, while doing nothing productive, which of course would free THEM from a life of misery. Gee, I wish I had thought of that first as I wouldn't mind sitting around doing nothing while everyone else was enslaved on my behalf, after all, I deserve it and I'm worth it.

Well enough of that! Summer is here and thank God for global warming as we have been having near record low temps here! Of course it has rained nearly every day in April and May, nearly every other day (so far) in June and there is no end in sight. If there wasn't global warming (come to think of it, much like SARS, the press has pretty much let that drop from sight, after all we have far more pressing matters like some actress has an eating problem, some whore monger wrote a book, that sort of thing, you know, important things!) we would have froze to death here in the middle of summer!

I'm sure Corceigh has told you, but I'll bring it up anyway, in the next issue we

are hoping to start publishing the Legal Papers. The reason we aren't doing it in this issue is, as usual, my fault. I didn't get the Papers to Corceigh in time to be included (having so much money sucked out of my pay check to support old communists in a style I would like to try myself someday, has left me with no money) here and so much great info was streaming in we wouldn't have had room anyway. Thank goodness Pug and Hari are working day and night getting some of the best writing you are likely to see any where, because I am running behind in getting my material out.

If you want to write a letter to let us know what we are doing, please do! Like something? Let us know, always nice to hear we are doing a good job! Don't like something? PLEASE let us know! We can't improve if you, the reading public won't tell us what you like and don't like!

Although this has nothing to do with anything right now (I'll be doing an article on it "later", hopefully before I die of old age or go senile and start writing about how great communism is), if you need a good insurance company, try Geico. Best car insurance company I have ever had, and I've tried a lot. Geico actually answers the phone, goes to bat for you, has the cheapest rates and is fair and honest, come to think about it, much like the staff of The Independent American!

Also in the "nothing to do with anything" vein, try getting your local library to buy any and all of Kenneth Royce's books. Ken writes under the pen name of "Boston T. Party", and the web site is javelinpress.com. Every book he writes is well thought out, well written and interesting. Try "You and The Police",

"Goodbye April 15th", "Boston's Gun Bible - revised ed" and "Molon Labe" (Greek for "Come and Get It") to start. Also ask the library to get "Unintended Consequences" (can't think of the author right off, it's getting late) and "Jet Stream" by Muehlberg (available from Amazon.com) which is supposed to be the first book of a trilogy. Speaking of trilogies, check out "B-Zone" and "Mandatory Reload" as well. While you are at it, ask the library to get all of Kurt Saxon's "SURVIVOR" and "Poor Man's James Bond" series of books as well. The more good information and writing there is in your local library the better off you, and your town, will be. Remember, if they don't hear from you, they will just keep getting the worthless crap that they already have.



“Resolved, that the several States composing the United States of America, are not united on the principle of unlimited submission to their General Government; ... and that whensoever the General Government assumes undelegated powers, its acts are unauthoritative, void, and of no force... That the government created by this compact was not made the exclusive or final judge of the extent of the powers delegated to itself; since that would have made its discretion, and not the Constitution, the measure of its powers; but that as in all other cases of compact among parties having no common Judge, each party has an equal right to judge for itself, as well of infractions as of the mode and measure of redress.”

-Thomas Jefferson-
Kentucky Resolution 1798.

ADVERTISEMENT



When starting a fire is a matter of life and death, you need the fire starter that will never fail.

Montana Antler Craft fire starters will start that fire even under adverse conditions. Just when you need a fire the most.

Fire starters come in four sizes. Small, Medium, Large and Heirloom. For more information and price list write to:

Montana Antler Craft
P.O. Box 281
Fernwood, Idaho 83830
Or call: (208) 245-8015



Vote Peroutka in 2004.
Vote Constitution, Vote for freedom
Vote for America!

www.constitutionparty.com

Don't miss an issue of The Independent American. Subscribe today!

What's In The News

Tornadoes Sweep Across Mid-West

The spring and early summer season was marked by severe weather and tornadoes this year as several tornado outbreaks ravished through the mid-West. Recording over 200 tornadoes this season, damage to property and loss of life was kept minimal due to advanced early warning systems.

The effects of severe weather are still being felt as excessive rainfall and unseasonably cool temperatures were felt throughout the spring and summer months in the Pacific and inland Northwest. The northwestern areas are experiencing crop failures and poor forecasts for ground nesting fowl, such as grouse.

Severe weather is still spawning flooding in Texas, thunderstorms in the Southeast and 2 tornadoes in the Spokane-Couer d'Alene region of the Northwest.

Bush Administration Memo Claims Officials Of The Administration Are Above The Law.

In a 52 page report prepared for Defense Secretary Donald Rumsfeld, Attorney General John Ashcroft has agreed with an "interpretation" of "executive privilege" principles which claim to give power to the commander in chief to "order 'maximum leeway to question prisoners'". It is being purported that these "new found powers" (actually Clinton style reinterpretations) achieves a level of immunity for administration officials who violate treaties like the 1955 Geneva Convention and enumerated Rights like the 4th, 5th and 6th Amendments to our Constitution.

The memo claims that the commander in chief may arbitrarily designate prisoner, whether of war or undefined conflict, as enemy combatants. The designation gives the

designatee a lesser status than prisoner of war or even suspect. Those designated as enemy combatants may be ordered to undergo "maximum leeway to question". Read that as torture.

There is, of course, no Constitutional provision for this and those that perform this act upon Americans are the lowest form of traitors. Unfortunately, Constitutional Law and protections do not seem to concern the present administration.

Former President Ronald Reagan Dies

On June 5th, former President Ronald Reagan passed away due to complications of Alzheimer's disease.

Ronald Reagan has been hailed by many conservative organizations as the 20th centuries best American President. Ronald Reagan's early performance in the White House did show promise. His attempts to disband the National Education Association (NEA) and the Bureau of Alcohol Tobacco and Firearms and his attempts at lowering taxes were admirable. Unfortunately, his attempts at these fell short of success. Later in office, Ronald Reagan unlawfully signed an executive order making Americans' social security number (another unlawful socialist scheme) their tax payers' identification number.

Compared with most of America's modern 20th century presidents, Ronald Reagan does stand out as better, but still falls short of the American idea.

Bollide Explodes Over Seattle's Skies

On June 2nd 2:43 AM many in the Northwest witnessed a bright flash in the night sky followed by loud booms. For 3 seconds the darkness of night was turned bright as daylight and was witnessed as far away as the Idaho Panhandle. The cause was a meteor that entered the earth's atmosphere, becoming superheated and exploding. Such

phenomenon are known as bollides.

HAARP To Be Upgraded With 132 New Transmitters

The controversial High altitude Active Auroral Research Program (HAARP) will be upgraded through a \$35.4 million contract to BAE Systems to manufacture 132 new high frequency transmitters. The new transmitters will be installed into the program's phased array antenna system, which will bring the HAARP program up to a 3.6 mega watt capacity.

HAARP is a joint project of the U.S. Air Force, U.S. Navy and the Defense Advanced Research Projects Agency (DARPA). Officials of the project claim that HAARP is intended to research the ionosphere. Others, however, suspect more sinister purposes, such as brain wave frequency manipulation, weather control and earth penetrating radar.

Americans Continue To Wake Up Concerning The Abuses Of The Misnamed Patriot Act.

Resistance to tyranny continues to grow as four States and 325 communities now have ordinances protecting their Citizens from violations of their God given Rights by the misnamed Patriot Act. Vermont, Alaska Hawaii and Maine have all passed resolutions ordering their peace officers to disregard any requests by federal "authorities" for assistance through the misnamed Patriot Act that would violate an enumerated Right.

Americans can help their communities to legislate such resolutions by becoming directly involved with the help of others who have done it already. Information to help in this growing resistance can be found at www.bordc.org.

Congress Considering Bills To Bring Back The Draft

In the Senate, S. 89 and in the House, HR 163

are complementary bills designed to bring the draft into law by the spring of 2005. With casualties climbing in Iraq and Afghanistan as well as military personnel forced to pay for their own transportation home, there is growing reluctance by more Americans to volunteer to join a branch of the service.

With a "perpetual war" just underway and a decline in interest to join a poorly treated military, a need to find more cannon fodder by the administration is necessary. The progress of these bills may be followed at thomas.loc.gov.

Holster Recall

The Fobus USA Holster Division of First Samco Inc., of Southampton, Pennsylvania, is recalling its Fobus GLT holsters, designed for Series 17 and Series 19 Glock handguns fitted with a laser-sight light.

The holsters are inscribed with "GL 2..EMZ," "FOBUS" and "Made in Israel." They were sold at gun accessory retailers nationwide and on the Fobus Web site between March 2002 and March 2003 for about \$40 to \$45.

Consumers should stop using the holsters immediately and bring them to a Fobus USA distributor for a free replacement holster or contact First Samco Inc. for instructions on how to return product for a replacement. Consumers can also send the recalled holster to Fobus USA in Southampton, and will be reimbursed for return shipping.



If people behaved like governments, you'd call the cops.
- Kelvin Throop

All bad precedents begin with justifiable measures.
--Julius Caesar

Live Free Or Die



Survival Planning, Contingency Kits and Bugging Out Part II

by guest writer Corceigh Green

Loyal *Live Free Or Die* readers may notice a small change with this entry. I'm not your regular *Live Free Or Die* columnist. Tom from New England is away from his computer at this time and is attending machinist school elsewhere. As the junior editor for this magazine and guest writer for the column, I'll try my best not to disappoint diehard Tom from New England fans. Tom will be back soon. Never fear.

In our last column, Tom discussed some items for contingency kits that are often overlooked by survivalists, but should be considered essential equipment. With this entry, I hope to build on Tom's ideas and include a few of my own. Tom has made some great points about carrying bolt cutters, lock picks, chains and extra locks so that the survivalist may gain access to routes and safer areas should the need to evacuate unobserved through protected areas become necessary.

Though my area is somewhat similar in climatic conditions as Tom's New England, there are a few differences. Those differences are mainly in population. Should the need to evacuate occur, it is to my area that many city

dwellers would hope to reach. I live in a town with a population of 500. Not counting horses. The nearest populous town in my region is 21 miles to my north over a mountain pass. It has a population of 2,000. Yes that's 2 thousand. So much for population. I will probably not need to worry about crossing private property or gaining access to utility right-of-ways.



A summer's day in the forests of Idaho's Panhandle.

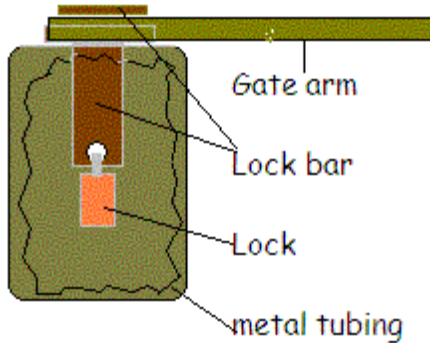
That doesn't mean, however, that Tom's notions of carrying equipment to gain access to blocked public lands will not apply to me. In fact I can testify that should I need to haul my tail feathers out of Dodge, I'll need to carry some equipment that will gain my access to some blocked roadways.

The Panhandle of Idaho holds millions of acres of national forest lands. These wild lands are home to many of North America's grandest animals, forests, plant life and scenery. They are also superb areas of retreat to become good and lost in, should you want to. All of these resources have not gone unnoticed by those administering the land. Should the need to drive your 4 wheel drive truck down one of these roads to hide in crop up, you may run into an obstacle that might bring your evacuation to a halt.

Forest road gates have been cropping up on many of the forest and logging roads of our area. Set in a strategic location, like an

uphill slope to one side and a steep drop to the other, these gates are often impossible to circumvent by driving around. That leaves only the option of going through them. True, this can be done with the suitable application of explosives or, more sanely, with an acetylene cutting torch, but you may not want others to suspect you've gotten your vehicle down that road.

In that case, you want some equipment that will allow you in with a little more finesse. When encountering a locked gate in this manner, your best policy is to back away until you've found a place to turn around. When you've turned around, back up to the gate and approach the lock. The locks on these gates are protected by metal tubing, which encases the lock.



Pull the lock bar upward until you can see the lock. If you have a good pair of bolt cutters, cut the lock's bolt off, then reach through the bottom of the metal tubing and remove the lock. Open the gate and back your car through, then replace the lock with one of your own. Use rakes and a broom to obscure your tire tracks after you've backed up the road and parked around a corner. This may confuse personnel that check the gates, making it look as though you've turned around at the gate and gone elsewhere.

You may wish to carry some power tools

in your vehicle to overcome obstacles in a hurry. Power tools greatly multiply the amount of work you can do in a given amount of time. In fact a power saw with a metal cutting blade might be the ticket to getting through that locked forest gate. When you only have a short amount of time to escape whatever crisis is coming your way, you will want all of the help you can get.

If you are to rely on power tools, you should invest in the variety with detachable, rechargeable batteries. Batteries can be recharged with your truck's battery or a deep cycle marine battery and a power converter. After recharging the power tool's battery you can recharge your truck's battery by running the engine. A small Coleman's camp generator will also prove handy in this application.



A small electrical power plant. It consists of a deep cycle marine battery connected to a 500 watt power inverter. Make certain your power inverter will run your power tool.

A chainsaw is an absolute necessity to clear your path of fallen trees, fences and debris. Keep one of these in your vehicle at all times in case of a hurried evacuation. Before speeding down that road, however, make certain you have a proper gas/oil mix, bar oil and a screw driver and ratchet

wrench with sockets to assemble and disassemble the saw for repairs, cleaning and sharpening.



A chainsaw is a necessity in your vehicular contingency kit. Don't forget gas/oil mix and bar oil.

As long as we are talking about getting your truck down the road, fit your truck out with a winch if it's within your budget. Should you find it necessary to drive around obstacles and get your vehicle stuck off road, the winch will help you pull your truck back onto drivable ground.

At this point you are depending on your truck to get you and your family to a safer area. Like in the old west when a man depended on his horse, he took care of that horse to keep it in fit working condition. You will need to keep your truck in fit working condition as well. Plan on bringing your regular mechanic's tools, spare parts like water hoses, gas lines and anything else that can take a beating by whatever you meet on the road. Electrician's tape will help to repair loose wiring and hoses. Be prepared to replace lost clamps.

I know that you already know to keep check on your tires' air pressure, including your spare tire's air pressure, but I am reminding you here anyway. Keep check on your brakes as well. Make certain you didn't leave your jack and tire irons in the garage. Keep your wheel bearings and

locking hubs greased and in good condition.

Make certain your engine is properly lubricated and bring enough extra oil for an oil change plus a couple of quarts. Bring transmission fluid, as well as anti-freeze and plenty of extra gas in two or three five gallon cans. If you are planning to evacuate to a distant safe area, haul more gas than this. You never know how many miles of detour you'll travel because your main and secondary routes are impassible.

Despite all of your precautions, you may find it impossible to continue using your truck. Should it be necessary to abandon your vehicle, you may travel faster on bicycles that you've tied on top of your truck's carry rack. Sling your packs on your backs and pedal away toward safety. This will be a lot harder in winter, when you'll want cross country skis and/or snow shoes.

We get a lot of snow here in the winter. If it snows like the devil in your area, too, you might want to invest in some snowmobiles for winter emergencies. You won't be able to carry nearly as much, but a snowmobile will sure get you into the back country and out of the way of trouble in a hurry. The same can be said for ATVs or motorcycles in the summer. It depends on your budget and capabilities.

There are plenty of bad circumstances that could possibly happen between where you are and your destination. Your first concern, while traveling, is in keeping your truck running toward your pre-planned safe destination. We have discussed equipment that you'll need in case minor repairs are necessary and a

winch to help you back on the road. I have encountered areas that land administration officials really don't want you into, however. These areas are noticeable by huge trenches dug across the road in front of or behind a forest road gate. Outside of driving out of Dodge in a diesel bulldozer, these areas will be more difficult to cross.

For these tougher to enter areas, you will need some good, old fashioned axes, mattocks and shovels to add to your vehicle's contingency kit. Used in concert with chainsaw and winch, it is possible to build a small path to circumvent the obstruction. Remember to try to hide your newly built thoroughfare as well as you can by replanting shrubs, saplings and grass back onto the path after obliterating tire tracks. Also bring some drab brown or olive drab spray paint to paint the saw-cut trunks of trees. The newly cut portions will stand out as new. Painting the cut areas will make the trunks look as though they've been down for a while and have weathered. After all, someone went through a lot of trouble to keep you out. Let them think they've done a good job.

The hand tools are extremely useful to dig out your vehicle upon becoming "high centered" and for digging away mud from your tires when moving off road. Don't overlook their usefulness for building temporary shelters and hidey-holes either. For this latter purpose include some rope, twine and clothes line in your vehicle's contingency kit. A few drab colored canvas tarps and space blankets will be useful as well for building shelter and hiding your vehicle. (See *The Independent American* July/August 2003, *Evading Thermal Imaging And Radar Devices.*)

You will probably want to reach your safe

area in less than a day, but sometimes our plans just don't come together the way we would like. For this reason, bring along some personal survival items, like medication, personal bug-out kits, extra food, canteens and water filters. See the *Projects For Home And Life* column in this issue for a handy and inexpensive water filter to include in your personal and vehicle's contingency kit.

It is most important to realize that whatever equipment you plan to have with you to survive over the coming years, due to a protracted disaster, be stored at one or more of the safe areas that you have chosen to evacuate to. There is no way you are going to be able to pack away a few years worth of food, water filtration equipment, ammunition, clothing and tools into your vehicle and drive off into the sunset (or nuclear afterglow). To provide for your family to survive in comfort and style will take planning and preparation. Do this part **RIGHT NOW**. **BEFORE** a disaster smacks you along side your head!

Tom will back with our next issue and will be able to continue with his series on Survival Planning, Contingency Kits and Bugging Out. As always, you can check on Tom from New England's survival tips and the new *Pine Tree Journal* at www.hd-works.com. Comments and questions are welcome via email to berkshire@hd-works.com.



Here at *The Independent American*, we the staff cannot allow the opportunity to pass us by as one of our most sacred of holidays approaches to publish in our pages The Declaration Of Independence. You have no excuse, now, for not recounting this important founding document to your children this Independence Day.

The Declaration of Independence of the Thirteen Colonies In CONGRESS, July 4, 1776

The unanimous Declaration of the thirteen united States of America,

When in the Course of human events, it becomes necessary for one people to dissolve the political bands which have connected them with another, and to assume among the powers of the earth, the separate and equal station to which the Laws of Nature and of Nature's God entitle them, a decent respect to the opinions of mankind requires that they should declare the causes which impel them to the separation.

We hold these truths to be self-evident, that all men are created equal, that they are endowed by their Creator with certain unalienable Rights, that among these are Life, Liberty, and the pursuit of Happiness. That to secure these rights, Governments are instituted among Men, deriving their just powers from the consent of the governed. That whenever any Form of Government becomes destructive of these ends, it is the Right of the People to alter or to abolish it, and to institute new Government, laying its foundation on such principles and organizing its powers in such form, as to them shall seem most likely to effect their Safety and Happiness.

Prudence, indeed, will dictate that Governments long established should not be changed for light and transient causes; and accordingly all experience hath shewn, that mankind are more disposed to suffer, while evils are sufferable, than to right themselves by abolishing the forms to which they are accustomed.

But when a long train of abuses and usurpations, pursuing invariably the same object evinces a design to reduce them under absolute Despotism, it is their right, it is their duty, to throw off such Government, and to provide new Guards for their future security.

Such has been the patient sufferance of these Colonies; and such is now the necessity which constrains them to alter their former Systems of Government. The history of the present King of Great Britain is a history of repeated injuries and usurpations, all having in direct object the establishment of an absolute Tyranny over these States. To prove this, let Facts be submitted to a candid world.

He has refused his Assent to Laws, the most wholesome and necessary for the public good.

He has forbidden his Governors to pass Laws of immediate and pressing importance, unless suspended in their operation till his Assent should be obtained, and when so

suspended, he has utterly neglected to attend to them.

He has refused to pass other Laws for the accommodation of large districts of people, unless those people would relinquish the right of Representation in the Legislature, a right inestimable to them and formidable to tyrants only.

He has called together legislative bodies at places unusual, uncomfortable, and distant from the depository of their public Records, for the sole purpose of fatiguing them into compliance with his measures.

He has dissolved Representative Houses repeatedly, for opposing with manly firmness his invasions on the rights of the people.

He has refused for a long time, after such dissolutions, to cause others to be elected; whereby the Legislative powers, incapable of Annihilation, have returned to the People at large for their exercise; the State remaining in the meantime exposed to all the dangers of invasion from without, and convulsions within.

He has endeavoured to prevent the population of these States; for that purpose obstructing the Laws for Naturalization of Foreigners; refusing to pass others to encourage their migrations hither, and raising the conditions of new Appropriations of Lands.

He has obstructed the Administration of Justice, by refusing his Assent to Laws for establishing Judiciary powers.

He has made Judges dependent on his Will alone, for the tenure of their offices, and the amount and payment of their salaries.

He has erected a multitude of New Offices, and sent hither swarms of Officers to harass our people, and eat out their substance.

He has kept among us, in times of peace, Standing Armies, without the consent of our legislatures.

He has affected to render the Military independent of and superior to the Civil power.

He has combined with others to subject us to a jurisdiction foreign to our constitution and unacknowledged by our laws; giving his Assent to their Acts of pretended Legislation:

For protecting them by a mock Trial from punishment for any Murders which they should commit on the Inhabitants of these States:

For cutting off our Trade with all parts of the world:

For imposing Taxes on us without our Consent:

For depriving us in many cases of the benefits of Trial by Jury:

For transporting us beyond Seas to be tried for pretended offences:

For abolishing the free System of English Laws in a neighbouring Province, establishing therein an Arbitrary government, and enlarging its Boundaries so as to render it at once an example and fit instrument for introducing the same absolute rule into these Colonies:

For taking away our Charters, abolishing our most valuable Laws and altering fundamentally the Forms of our Governments:

For suspending our own Legislatures, and declaring themselves invested with power to legislate for us in all cases whatsoever.

He has abdicated Government here by declaring us out of his Protection and waging War against us.

He has plundered our seas, ravaged our Coasts, burnt our towns, and destroyed the lives of our people.

He is at this time transporting large Armies of foreign Mercenaries to complete the works of death, desolation and tyranny, already begun with circumstances of cruelty and perfidy scarcely paralleled in the most barbarous ages, and totally unworthy the Head of a civilized nation.

He has constrained our fellow Citizens taken Captive on the high Seas to bear Arms against their Country, to become the executioners of their friends and Brethren, or to fall themselves by their Hands.

He has excited domestic insurrections amongst us, and has endeavoured to bring on the inhabitants of our frontiers, the merciless Indian Savages, whose known rule of warfare is an undistinguished destruction of all ages, sexes and conditions.

In every stage of these Oppressions We have Petitioned for Redress in the most humble terms. Our repeated Petitions have been answered only by repeated injury. A Prince, whose character is thus marked by every act which may define a Tyrant, is unfit to be the ruler of a free people.

Nor have We been wanting in attentions to our British brethren.

We have warned them from time to time of attempts by their legislature to extend an unwarrantable jurisdiction over us.

We have reminded them of the circumstances of our emigration and settlement here.

We have appealed to their native justice and magnanimity, and we have conjured them by the ties of our common kindred to disavow these usurpations, which would inevitably interrupt our connections and correspondence.

They too have been deaf to the voice of justice and of consanguinity. We must, therefore, acquiesce in the necessity, which denounces our Separation, and hold them, as we hold the rest of mankind, Enemies in War, in Peace Friends.

We, therefore, the Representatives of the United States of America, in General Congress, Assembled, appealing to the Supreme Judge of the world for the rectitude of our intentions, do, in the Name, and by the authority of the good People of these Colonies, solemnly publish and declare.

That these United Colonies are, and of Right ought to be Free and Independent States; that they are Absolved from all Allegiance to the British Crown,

and that all political connection between them and the State of Great Britain is and ought to be totally dissolved;

and that as Free and Independent States, they have full Power to levy War, conclude Peace, contract Alliances, establish Commerce,


and to do all other Acts and Things which Independent States may of right do.

And for the support of this Declaration, with a firm reliance on the protection of Divine Providence, we mutually pledge to each other our Lives, our Fortunes, and our sacred Honor.



SUBSCRIBE TO *The Independent American*

The Magazine For A Free Life



Print out this page and add your username and email address here

Username:

Email:

You will be notified via email that your subscription has been activated.

Then snail mail with a \$15.00 money order to:

The Independent American

Subscription

Iowa City, Iowa

[54422]

Look forward to articles and columns like you've just read every other month online or in your email box. Don't miss out on the best survival, self sufficiency and freedom oriented writing available.