

The Independent American

The Magazine For A Free Life

Volume 2, Issue 4


November/December 2004

~There is no truth of which I am afraid~

Thomas Jefferson



Finding Your Range With The Mildot Master



by Corceigh Green

[photos by Kyrole Green](#)

For some of us growing older brings changes. A couple of those changes occurs in the eyes. When the eyes can no longer hold focus as they should, it is time to look into telescopic sights for the rifle. Even if your eyes still hold their focus, scopes will help you reach out and touch something at a greater distance than you would normally be able to with iron or peep sights.

Telescopic sights can help your shooting out in many ways. They help you see farther, more clearly and you won't lose your ability to focus as you might with iron sights. Some telescopic sights will even help you out in range estimation and bullet drop. These are scopes that utilize mil-dots.

The mil-dot system was developed by the US military in the 1970's to aid in range finding, bullet drift estimation and bullet

hold-over estimation. This is accomplished by placing precisely sized oblong dots at specific intervals in the crosshairs of a scope. This works on the mathematical principle of the milliradian in it's relation to the height of the target.

A radian is the distance traveled as a circle rotates. It is roughly estimated as PI times 2. Where PI is estimated at 3.14, a radian multiplies to 6.28. The distance between the center of a mil-dot to the center of the next mil-dot is 1/1000 of a radian or a milliradian. Determining the height of an object in mils (milliradians) and comparing it's perceived height in mils with it's true or estimated height and multiplying by 1000 will yield the distance to target. The formula goes like this. You estimate your target to be 18 inches in height. Through your scope, the height of the target is 1.5 mils from the center of one mil-dot to the next and half the distance to another.

(Continued on page 5)

Table Of Contents

Finding Your Range With The Mildot Master
-----Page 1

Table Of Contents -----Page 2

About This Issue -----Page 3

Book Reviews -----Page 8

~Special You And Your Rights Section~
The Brushfire News -----Page 11

Opinion On The Constitutionality Of A
National Bank-by Thomas Jefferson
-----Page 20

Does My Vote Count? -----Page 24

The Legal Papers -----Page 27

Juror's Handbook -----Page 32

The Kiss-Off Commentaries -----Page 40

Live Free Or Die -----Page 47
End Of You And Your Rights Special~

How To Live On Nothing Part II Page -50

A Nitrating Component for Smokeless
Powders -----Page 56

The Get-Together/Classifieds -----Page 62

Info-Line -----Page 64

Projects For Home And Life -----Page 70

Firearms And Survival -----Page 74

About Plants -----Page 77

What's In The News -----Page 84

The Independent American

Editors: Douglas Paul Bell
Corceigh Green

Contributing Editors:
Hari Heath
Glenn Boman
Pug Mahone
Tom from New England
Doug and Cathy Joury

Contributors:
Thomas Jefferson
CJ Fritz
Christopher Dilts



page 1

The Independent American: Copyright 2004
No part of this publication may be reproduced
without the permission of the owners and
authors of this publication

To subscribe send a money order to:
The Independent American,
Subscription, P.O. Box 1894,
Iowa City, Iowa [52244]

About This Issue



Corceigh Green, junior editor

Welcome to the November/December 2004 issue of *The Independent American*. Our last issue seems to have made a big splash with readers and visitors to the site. We heard some very nice feedback about our first official “theme issue”. Some of you wrote to tell us that you enjoyed the various articles on the single subject gathered into a continuous accessible area. Each article on the same subject following the other seemed to be convenient to you.

Many of you liked the idea of issues based on a theme. For some, the theme didn’t matter, they liked the idea of an issue that conveys a lot of information on a single subject. Others liked the subject. Our hunting issue was delivered as seasons were opening around America and interest was high among *The Independent American* readers.

We were congratulated on our lay-out and the material we presented. It was also suggested by many of our readers, a couple of our contributors and writers, and our chief editor that we should present more theme issues. In fact the idea of theme issues came directly from our chief editor, Douglas Paul Bell. And a really good idea it turned out to be!

Our next theme issue was originally scheduled for the March/April 2005 issue. With the feedback we received, however, we have decided to rush forward with our second theme issue. We are borrowing the theme for this issue from contributor CJ Fritz who wrote in with not only the suggestion, but contributed an article for the theme.

The theme for this issue is *You And Your Rights*. What came together at first glance as an accident couldn’t have come at a more appropriate time. The elections are just a few days away and we have been working double time to bring you this theme issue early. We are hoping to persuade more of you to vote not for the lesser of two evils, in effect voting for evil, but to vote for truly good, American statesmen who can set our country back on course towards it’s origins as a Constitutional Republic.

Beside the elections, December brings a couple more momentous occasions. December 15, 1787 saw the ratification of The Bill Of Rights. This was just one day before the anniversary of The Boston Tea Party, December 16, 1773. December 19, 1998 saw a minor victory for freedom with the impeachment of America’s first openly communitarian president, Slick Willy Clinton. Christmas eve is also the anniversary of George Washington’s crossing of the Delaware River to surprise and defeat the Hessian army in New Jersey.

November brings Thanksgiving and the signing of The Mayflower Compact. You see, we have much to think about concerning our Rights as Americans during these two months. It is our intention to keep you thinking about them and restoring them to their proper place for Americans’ posterity. That’s why the *You And Your Rights* theme with this issue.

Starting our them out is *The Brushfire News*. Hari Heath exposes *Money? It’s Not What You Think*. Our Money is supposed to

represent our wealth, but is it really wealth? We trade away hours of our lives every day for wages. What we receive as wages, we believe to be money. Hari explains just why it isn't and what real money really is.

We also have a blast from the past. We have resurrected one among the number of papers written by Thomas Jefferson. Out of the past America's third president warns us of the adoption of a central bank in his *Opinion Of The Constitutionality Of A Central Bank*. After reading this, you may just realize that everything your forefathers warned you about tyranny and eternal vigilance has come to pass.

As mentioned, CJ Fritz has contributed another great article. CJ asks, *Does My Vote Count?* Though you shouldn't be thinking of this question only during a presidential election year, this is a good time to think about it. You need to be asking yourselves this question and ponder the solutions.

And yes, to those of you who wrote in concerning the *Kiss-Off Commentaries*, Pug Mahone is back and *The Independent American* has no intention of censoring him. We did ask him to contribute his expertise on *You And Your Rights*, however. Well, we asked him for it, and you're going to get it! Pug goes into the concept of Natural Rights, our founding documents and how they all tie in together and with what he wrote in the last issue.

How can Americans today best exercise their Rights and keep them safe? Many Americans *have* stood up for their Rights only to see them completely abrogated in courts. This is actually the norm and you are expected to have your Rights violated by police and later in court. You are told by lawyers that your remedy is to appeal. Here at *The Independent American*, we will disseminate the truth about the judicial system. There is a remedy for Americans to force the judiciary to respect the Rights of Americans. It is the fully informed jury movement. This movement is about

educating Americans as to what their Rights are and that they may disqualify a law in the jury box by voting not guilty even when a law is violated when that law violates the Rights of Americans. To help educate Americans to this movement we have published excerpted portions of *The Juror's Handbook* in this issue. If you want to defend the Rights of yourself and your fellow Americans, please read this entry!

In his column, *Live Free Or Die*, Tom from New England tells of an incident concerning the search of a vehicle and confiscation of property. Hopefully, some lessons will be learned here.

This issue also brings about the best time to introduce a new feature column called *The Legal Papers*. Our new contributor, Christopher Dilts from The Revelation Law and Procedure Group, will be detailing techniques of legal procedure to defend your Rights in court. With this issue, Christopher begins a study on *The Fair Debt Practice Act And The Fair Collections Reporting Act*.

Of course, there is much more information to read in these pages. We continue our series on home-made ammo with *A Nitrating Component Used In The Manufacture Of Smokeless Powder*. Chief editor, Douglas Paul Bell, continues his article on *Living On Nothing*. *Finding Your Range With The Mildot Master* is posted on page 1.

As always, may you never need the information herein, but may it prosper you and see you through any situation.



(Continued from page 1)

To estimate the distance to the target, convert your target's estimated height to yards. In this case the target is estimated to be 1/2 yard. Multiply the height of the target in yards by 1000, then divide by the number of mils the target fills in your scope. In this case the number of mils is 1.5. The formula goes like this, $(0.5 \times 1000) / 1.5$. This gives us an estimated range of 333.333 yards.

This is an excellent method for finding range to target assuming you have time to scribble out this formula in the dirt and your target isn't going anywhere fast. Another alternative would be to use a calculator. A calculator will give you a rapid and accurate estimate of range. A calculator is tied to the supply grid, however, by its batteries. When those batteries are drained, you will need the supply grid to keep your calculator crunching the numbers. For those of us who cannot rely on batteries while spending time in the field another alternative should be considered.

Laser range finders are becoming less expensive. They are accurate, but are encumbered by the same need for battery power as are calculators. In fact, laser range finders will chew through your batteries even quicker. Lasers are also two way. Anyone with a laser detector or just night vision equipment will detect your presence and the laser will pinpoint your position precisely.

Enter some old technology. Technology that does not require the use of power or batteries and has no parts that break down or will not work. That technology comes in the form of a slide rule. Slide rules are some old technology (like me) that really

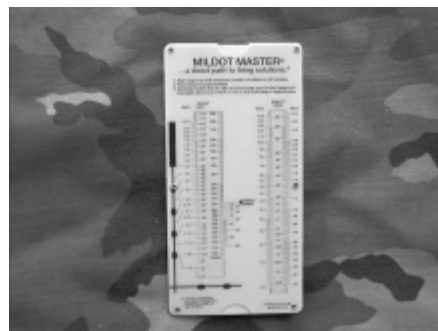
works (1 outa 2 ain't too bad). The calculations have already been worked out for you and the numbers you need to know are printed on each side of the sliding ruler. By lining the correct numbers up with each other, you'll get the correct answer to the equation.

This is where Mildot Enterprises of Los Lunas, New Mexico steps up and provides the tools for Independent Americans to use with their mil-dot scopes.

Called the Mildot Master, Mildot Enterprises is selling a slide rule device based on the mil-dot's milliradian formula for calculating target distance. The Mildot Master can also calculate bullet drop when shooting up or downhill. It also has a handy, built-in gadget for finding the angle of your shot and a place on the device to affix your firearm's own ballistic data.



The Mildot Master includes slide rule device and instructions.



The Mildot Master slide rule calculator.

The Mildot Master will fit in a large jacket or vest pocket and can be easily kept with you in the field. As already mentioned, the Mildot Master does not need batteries and does not rely on fragile electronic parts. As long as the device isn't caked in mud, nothing will stop it from working.

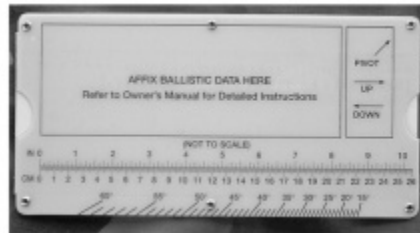
To use the Mildot Master, line your target up in the scope. Count the number of mil-dots that the target stands. Estimate the height of the target. For example, an average man will stand about 6 feet most fence posts will be 5 feet in height and some deer fences will be 8 feet in height. On the sliding part of the Mildot Master is the estimated target size. If your target was close to the 5 foot fence post, you may range from the known target size. On the stable portion of the Mildot Master is the target size in mils as the target appears through the scope. Slide the rule to where the estimated target size matches the target size in mils. Look at the number on the right of the sliding rule being pointed at by the arrow. This is the range to target. It's simple, fast and as accurate as your estimation of the target size.



Should your target be uphill or downhill and the gradient appears great enough to

effect the bullet travel, the Mildot Master is able to calculate the compensation for this as well. The lines below the arrow for range to target is marked in degrees. These are the degrees for the gradient being traversed by the bullet. Uphill or downhill does not matter to the bullet, only the gradient matters. When the gradient is known and the estimated target size has been aligned with the target size in mils, look at the number at the line of the gradient. This will yield the actual distance of bullet travel over the gradient.

To find the gradient, the Mildot Master becomes a simple, but handy plumb bob compass. The slide rule is put together with six rivets. Reversing the slide rule to it's back side, one of the rivets is used as a pivot for a string. The pivot is marked by an arrow and label at the upper left edge. At the right edge is a series of lines marked by numbered degrees.



Tie a string weighted at one end to the pivot. The weight should always point toward the ground just like a plumb bob. Point the forward end of the slide rule uphill to find the gradient or point the rearward end downhill to find that gradient. As you change the plane of the slide rule, the plumb bob will always point at the ground. The string will line up with one of the lines marked with it's degree on the edge of the slide rule. This is the degree of the gradient.

Bullet drop and hold over calculation is generated automatically on the slide rule. On the reverse side is an area to affix

bullet drop data. This can be taken from your reloading manual if you load your own or can be taken from factory data if you don't reload. You should also verify this data at the range. In this manner you will always have your bullet drop data with you.

On the front of the Mildot Master, where the slide rules are located, you will find your range as previously discussed on the left slide rule. As you move the left slide rule to the correct range, the right slide rule will also move. This calculates the external ballistics of your load. Look to your bullet drop data and find how many inches the bullet will drop at the range calculated. If you are firing over a gradient, bring the number found at the gradient's mark up to the range arrow. Now, looking on the right slide rule, find the inches that the bullet will drop on the sliding part of the ruler. This will line up with the number of mil-dots on the right or minutes of angle on the left to hold over your point of impact. Everything is very simply and quickly calculated out for you.

You will need to know the measurement of your target to get an exact estimation. You may want to take note of objects within your field of vision and measure them, then move to your waiting position and find your ranges before game or targets enter the area. As mentioned, many objects are built to standards, meaning that similar objects will be of the same size. For urban areas, traffic signs like stop signs will be the same size. The same will be true for yield signs. A railroad track measures 5 3/4 inches from its base to surface. In rural areas fences come either in 4, 5 or eight foot heights. Measure objects unobserved and write the

measurements down in a note book. Keep the note book with you as a help to estimate range.

Knowing your range is very important to placing your shot accurately. A simple, easy to use slide rule device like The Mildot Master fills the bill for Independent Americans to quickly find the range to their target. In case you are wondering if this article is a paid advertisement for Mildot Enterprises, *The Independent American* is not receiving any advertising money from Mildot Enterprises. If you are interested in a Mildot Master for your mil-dot equipped telescopic sight, contact Mildot Enterprises at P.O. Box 1535, Los Lunas, New Mexico 87031 and tell them you heard about them through *The Independent American*.



ADVERTISEMENT


The Independent American

Library CD ROM Project

A PDF format CD ROM disk contains the complete first year of *The Independent American*. Order yours today. Price - \$15.00 ppd. in the continental United States.


"Patriotism means to stand by the country. It does not mean to stand by the president or any other public official save exactly to the degree in which he himself stands by the country. It is patriotic to support him insofar as he efficiently serves the country. It is unpatriotic not to oppose him to the exact extent that by inefficiency or otherwise he fails in his duty to stand by the country. In either event, it is unpatriotic not to tell the truth whether about the president or anyone else-save in the rare cases where this would make known to the enemy information of military value which would otherwise be unknown to him."

-Theodore Roosevelt-



Knots & Splices

reviewed by Douglas P. Bell



“Knots & Splices” by Cyrus L. Day (McGraw-Hill, Inc./Tab Books, Blue Ridge Summit, PA 17294-0701 / International Marine. POB 220, Camden, ME 04843. 1953. 4 3/4” x 7 1/2”. 64 pages) is a small book that covers the basic knots along with nooses, hitches, belaying, whipping, seizings, splicing and more.

The small size is all for the best, this way the book will fit in your pack or be with

you when you need it. How many times have you been camping, fishing or hunting and wished you knew how to tie a line or knot a rope with just the right knot? With this book with you, you can now do just that.

A highly recommended book! In fact I would recommend you buy several and put one in each backpack, day pack, hunting coat, fishing tackle box, and glove box. The more you use this book the more you will like it!

Weapons and Related Stuff

reviewed by Douglas P. Bell

“Weapons and Related Stuff” (MCW, POB 542, Downers Grove, IL 60515, 8 1/2” x 11”, 29 pages) is just what it says it is, a list of weapons and related stuff, although that “related stuff” can get pretty esoteric and/or off the wall. All fun stuff however.

The chapters are: Weapons and Related Stuff, Publications (mostly magazines and newsletters, even stuff I haven’t heard of!), Other Interesting Items, Surveillance and Related Gear, Hacking. Schools (survival, shooting, outdoor, etc.). Government Agencies, and Lab Gear.

If you don’t have an idea where to find what you are looking for, or don’t even have an idea of what you should be looking for, you’ll find it listed here. Most of the addresses have a short bio about what to expect, from a line to a paragraph or more. A lot of fun to read even if you have no need to order anything, just to see what is out there. What can I say, I loved it!

U.S. Militiaman’s Handbook

reviewed by Douglas P. Bell

“U.S. Militiaman’s Handbook” by Dan Shoemaker (POB 556, Dept. LFOD, Monmouth, IL 61462, 1994, 8 1/2” x 11”) is a book I really don’t know how to handle. First off, the author seems to be a megalomaniac, the writing often comes off as dogmatic, and Mr. Shoemaker is obviously untrained in military matters. He also seems to be a Legend in his own mind. Some parts are silly, some is just plain stupid, and there is some truly excellent information mixed in along with the crapola. However, through it all the hope, faith and just plain goodness of the writer comes shining through.

What to do? As it is, it’s a hopeless mishmash of information, really low quality writing (the type setting and spelling are fine, it’s the WRITER I mean), and normally I would just tear the book to shreds as it, in it’s current form at least, does NOT have a place on the bookshelf of any of this publications’ readers, but it COULD be a truly excellent manual if it was rewritten and corrected. So do I crush a writer that could be quite good if he learns to write and pass his ideas on, or do I let this one ride? The final word is wait and see if Mr. Shoemaker rewrites his manual and if it gets straightened out, I hope it does. As is? No way.

Living On Less

reviewed by Douglas P. Bell



“Living On Less” from the editors of the Mother Earth News (MEN Books, 1984. 256 pages. 7 7/8” x 10”) is a pretty good book and contains the usual mix of MEN articles that range from highly useful to the patently absurd (that may well be too harsh, but alot of the articles depend on a long string of coincidences, luck, or happenstance that won’t happen to most of us). However the book is fun to read, has several useful ideas (as long as you don’t take too much of it too seriously) and may well give you some ideas for things that you can use.

The book is broken down in to various heading such as; A Matter of Economy, Affordable Housing, Buying Land and Homesteading. Gardening, Canning and Preserving. Foraging Livestock, Cutting Energy Costs. Clothing and Housewares, Health and Beauty, Recreation, and Barter, Bargains, and Auctions. The bottom line here is check your library for the book and if you like it and think it might be useful, go a head and buy it.

Indian Harvests

reviewed by Douglas P. Bell

“Indian Harvests” by William C. Grimm (McGraw-Hill, 1973, 6 1/2” x 9 1/4”, 128 pages) is a fine little book for both those who want to learn more about the America Indians diet and how to harvest wild foods. The book covers each type of plant family, such as fern. cycad, pine, cattail, grass, sedge, palm, etc. and tells what part of the plant is used, as well as how the plant was used. The excellent line drawings also add to the value of the book. A must have for wild plant foragers.

Hydroponic Hot House

reviewed by Douglas P. Bell



“The Hydroponic Hot House” (Loompanics Unlimited, 1992, 5 3/8” x 8 1/2”). 178 pages) is not about hot houses, it is about greenhouses that are not heated. hence no “hot house”. This is par for the course however, as the book is written by James B. DeKorne, the same guy who wrote the 1976 “Survival Greenhouse” that he now admits was full of misinformation, disinformation and just pure BS. in short, he now admits he lied! Only for the best of reasons of course, he stresses, but he lied none the less.

This book is interesting and I’m sure full of good information, after all James admits this book is just a rewrite of his “Survival Greenhouse” to get rid of all the BS he spouted the first time. If you are into greenhouses and or hydroponics, this might be a good book, but just remember the author has admitted he lied in the past about the exact same subject to promote his political agenda. After all, in the last chapter he now claims all the problems in the world are Reagan’s fault anyway.

Do or Die

reviewed by Douglas P. Bell



“Do or Die” by Leon Bing (Harper Collins, 1991, 6 1/4” x 9 1/2”). 277 pages) is about the LA “Crips” and “Bloods” gangs. Forget the hype in the ads for this book, it’s the same BS the weird book sellers use to hook you in to reading a trashy book. That is a shame however, as this is a really good book! So why do a “gangster” book review in a survival publication? Simple, because these gangs are spreading all over, and that means to small town Amerika! Sooner or later you will be subjected to these groups and the insights contained in this book would be a help.



“Some writers have so confounded society with government, as to leave little or no distinction between them; whereas they are not only different, but have different origins ... Society is in every state a blessing, but Government, even in its best state, is but a necessary evil; in its worst state, an intolerable one.”

-THOMAS PAINE-



Money? It's not what you think it is.

by Hari Heath

There is nothing so revered, yet so misunderstood as the subject of money. Most adults spend half their waking hours laboring to acquire it. Many people measure a person's standing in society by how much "money" they have. And nearly everything in our modern world is measured by its monetary value.

But how many people have a clue what money is? Where it comes from? What gives it value? The history of money? And what value would our modern money have if everyone knew what it really was?

Pull out a dollar bill, look at it, and ask yourself, How did this get here? What gives it value? Do you know what makes money, "money"?

In the Beginning

Before money, there was barter. One thing traded for another thing. This only works if both traders want the other's thing. Otherwise, no trade. By having a commonly accepted third medium of exchange, expanded

commerce became possible.

Coins, drilled shells, beads and animal skins were among the early forms of money. In the early forms of money, value came from the rarity of the material or the labor to produce it.

So how did that paper "dollar" in your hand become money? An excellent answer is found in G. Edward Griffin's 600+ page book, "The Creature from Jekyll Island." This highly illuminating and educational study on money covers the history of money, banking, wars and the political shenanigans behind the money powers. But we don't have 600 pages here to answer every detail of that question.

The short history is that coins made of precious metals became the favored medium of exchange since at least the Roman times. The word money comes from the word "Moneta," an epithet for the Roman goddess Juno. A temple to this goddess, who was considered the guardian of the Roman treasury, was converted into a mint, according to James Ewart in his book, Money -- Ye shall have honest weights and measures. The Romans began to call this temple "The Moneta" and later used the name for other places where coins were made. Moneta evolved over the years to an abbreviated "mone" or "monet." The older English spelling of "monie" eventually became "money."

From Roman times through Medieval Europe there was a proliferation of coinage and various ways to debauch the coins by lightening their weight, plating or alloying with less valuable metals. But the ultimate debauchery came from the Goldsmiths in the 1200s who discovered the dirty scheme of fractional reserve holdings. The Goldsmiths issued paper receipts for gold they held in storage for their customers. The receipts came to be used "as" money since they could be returned to the Goldsmith for the gold held in storage.

The Goldsmiths discovered that, since not everyone wanted their gold at once, they could issue more receipts than they had gold and create wealth for themselves “out of thin air,” or more accurately, paper and ink. This little experiment has been tried over and over again ever since. It forms the basis for the banking industry and has repeatedly led to the same inescapable result -- financial collapse caused by unfettered greed.

What is Money?

Money in the pure sense of the word, can only mean coins, not paper currency. Congress was only given the power in the Constitution to “coin money, regulate the value thereof, and of foreign coin.” The Constitution does not authorize Congress to issue currency or create a central bank. Constitutionally, only coins can be money.

Ewart makes another clear distinction. Money is not something to be used “as” a medium of exchange, money “is” a medium of exchange. Money doesn't represent value, like a note, it “is” something with intrinsic value like a coin.

But all of these otherwise correct definitions do not correlate with our modern misguided notions of “money.” Do you have coins in your bank account? When you write a check to someone can they cash it for the face value in gold or silver coins? When you swipe your credit or debit card at the gas pumps does a coin fall out of the card and into the pumps to pay for your fuel? Of course not; you don't really use “money.”

In modern reality, since we have no “money,” what we use “as” money, has become “money.” Being an advocate of constitutional reality, I am often perplexed when explaining real money to my fellow citizens who have lost all sense of monetary reality. How can I explain the value of precious metal coin money that “is” a medium of exchange, to members of the current herd who have been programmed to believe Federal Reserve

Notes, credit cards and bank accounts are money or have money in them?

The Four Kinds of Money

Griffin provides the answer in the Creature From Jekyll Island. He offers a working definition that “Money is anything which is accepted as a medium of exchange and it may be classified into the following forms:

1. Commodity money;
2. Receipt money;
3. Fractional money;
4. Fiat money;

Ever since the era of the goldsmiths, if monetary systems are allowed to run the full course steered by human greed, they eventually end up somewhere in the latter two forms before they collapse. Griffin's book provides example after example throughout history of the short lived and devastating effects of paper currencies.

That “dollar” you are holding in your hand has been in the “fiat money” phase for 70 years -- one of the longest running fiat schemes the political and monetary scientists have yet devised. To understand the nature of the fiat scheme we must first visit the other three forms of money and see how one begets the next.

Commodity Money

Commodity money is just that. Some thing “is” the money. Gold, silver or copper coins; deer skins; trade beads; whiskey, sugar or salt. When the American colonies became productive they were short on money but long on tobacco. Bales of tobacco were widely accepted in colonial ports as a commodity money to purchase the goods imported from Europe. On the return trip, merchants accepted tobacco as money for more goods purchased for shipment to the New World.

Gold has been a preferred commodity money for thousands of years. It is relatively rare, doesn't spoil or corrode and, unlike jewels, it is infinitely divisible into a consistent quality and quantity of coinage.

Griffin points out another often overlooked advantage to the use of a commodity money. It automatically creates stability in an economy through the natural forces of a free market. The supply of the commodity money will naturally regulate its value relative to the products and services available in a given society. He presents numerous examples of economies that were essentially self-healing after their fractional or fiat monies collapsed and they returned to whatever commodity money they had on hand.

Griffin also debunks the myth that there isn't enough gold to go around if we had to go back to a gold monetary unit. He details how gold or another commodity is only a measure of value. The amount of gold available and the items available in commerce would not change -- only the measurement we use between them -- money.

He offers a well-thought out 16 point plan to replace the Federal Reserve System with silver and gold based commodity money and receipt money. His calculations, based on September 1993 data, include the quantity of gold and silver held by the government; their historical, relative and current (1993) values; the quantity of the Federal Reserve Note (FRN) "dollars" or M-1 money supply; and the bottom line if the FRN "dollars" were redeemed by silver dollars. The bottom line is that FRNs would be valued at .0047 silver dollars or a silver dollar would be worth 213 FRNs after redemption.

Receipt Money

Receipt money is literally a receipt for commodity money. It is used "as" money. If it remains 100 percent backed by the commodity it does no harm. It's lighter and

can be very valuable if, for example, the receipt entitles the holder to a large stack of precious coins.

Typically, receipt money offers some terms of redemption such as "payable to bearer on demand." American Liberty Currency from NORFED (www.norfed.org) is a modern example of receipt money. A "\$10" Liberty Currency Warehouse Receipt is redeemable on demand for a one-ounce silver coin.

The only problem with receipt money is when by some fraud, legal or otherwise, it is turned into fractional money. The Goldsmiths pioneered that concept which was one of the steps along the way to make that "dollar" in your hand what it is today.

Fractional Money

Fractional money is what happens when more receipt money is circulated than there is commodity money to redeem it with. Only a fraction of the substance is there to back the promise to pay. Fractional money is the direct result of human greed -- the desire to get something for nothing.

The Creature From Jekyll Island provides many examples of receipt money gone bad. With various motives from simple greed to the funding of wars, bankers and governments have been fractionalizing receipt money for the last 800 years.

What happens when banks or governments get caught with their pants down, and the commodity money demanded doesn't match the fractional money in circulation? There are three basic options: Total collapse of the economic system involved; partial collapse of the monetary unit where it is devalued to match the commodity money; or conversion to fiat money.

Fiat Money

Fiat money is often defined as paper currency not backed by gold or silver. It is sometimes

“enforced” by “legal tender” laws which compel people to accept it even though it has no real value. “Fiat” is Latin for “let it be done,” as in an arbitrary or authoritative order or decision.

Fiat money is what we have “let be done” to our economy, which constitutionally is required to be a commodity money system of coins. There are good reasons why the founders of our nation mandated a coin-based economy.

The fiat paper fiasco began in the colonies in the 1690s. Griffin states, “Massachusetts was the first to use it as a means to finance its military raids against the French colony in Quebec. The other colonies were quick to follow suit and, within a few years, were engaging in a virtual orgy of printing 'bills of credit.'”

As one colonial legislator explained it, “do you think, gentlemen, that I will consent to load my constituents with taxes when we can send to our printer and get a whole wagon load of money, one quire of which will pay for the whole?”

But there is a hidden tax called inflation associated with the issuance of fiat money.

Inflation is the natural result whenever more currency is added to a given economy. The value of the existing currency is deflated relative to the amount of new currency issued and circulated. By the late 1750s Connecticut had price inflated by 800 percent, the Carolinas had inflated 900 percent, Massachusetts 1,000 percent and Rhode Island 2,300 percent. Fiat inflation was so out of hand the British Parliament stepped in and banned the production of fiat money. Griffin described the result:

“What followed was unforeseen by the promoters of fiat money. Amid great gloom about 'insufficient money,' a miracle boom of prosperity occurred. The forced use of fiat money had compelled everyone to hoard their

real money and use the worthless paper instead. Now that the paper was in disgrace, the colonists began to use their English, French and Dutch gold coins again, prices rapidly adjusted to reality, and commerce returned to a solid footing. It remained so even during the economic strain of the Seven-Years War (1756-1763) and during the period immediately prior to the Revolution. Here was a perfect example of how an economic system in distress can recover if government does not interfere with the healing process.”

But that was not the end of fiat currency in the colonies. To fund the revolutionary war the printing presses began rolling again. The Creature From Jekyll Island provides the following figures which speak for themselves:

- * At the beginning of the war in 1775, the total monetary supply for the federated colonies stood at \$12 million.

- * In June of that year, the Continental Congress issued another \$2 million. Before the notes were printed, another \$1 million was authorized.

- * By the end of the year, another \$3 million.

- * \$19 million in 1776.

- * \$13 million in 1777.

- * \$64 million in 1778.

- * \$125 million in 1779.

- * A total of \$227 million in five years on top of a base of \$12 million is an increase of about 2,000 percent.

- * On top of this “federal” money, the states were doing the same in an approximately equal amount.

- * And still more: the Continental Army, unable to get enough money from Congress, issued “certificates” for the purchase of supplies totaling \$200 million.

* \$650 million created in five years on top of a base of \$12 million is an expansion of the money supply of over 5000 percent.

The result? In 1775, the colonial money called the Continental was worth one dollar in gold. In 1778 it was valued at twenty-five cents. By 1779 it was worth less than a penny.

Thomas Jefferson clearly explained the nature of the hidden tax called inflation:

“It will be asked how will the two masses of Continental and of State money have cost the people of the United States seventy-two millions of dollars, when they are to be redeemed now with about six million? I answer that the difference, being sixty-six millions, has been lost on the bills separately by the successive holders of them. Every one, through whose hands a bill passed, lost on that bill what it lost in value during the time it was in his hands. This was a real tax on him; and in this way the people of the United States actually contributed those sixty-six millions of dollars during the war, and by a mode of taxation the most oppressive of all.”

Is there any question in your mind now as to why the founders of this nation only gave Congress the power to “coin money? Oliver Ellsworth, a Constitutional Convention delegate from Connecticut and later Chief Justice of the Supreme Court said, “This is a favorable moment to shut and bar the door against paper money. The mischief of the various experiments which have been made are now fresh in the public mind and have excited the disgust of all the respectable parts of America.”

Not all fiat money follows a progression from commodity money, to receipt money, to fractional money, to fiat money. Many of the colonial currencies began and ended as fiat money. The modern “Euro” is nothing but pure fiat money.

The Fractional Fiat

There is another “fractional” money that has been conjured up by the monetary scientists. It's not really a separate form of money in our working definition of money, but it could be called fractional fiat money. Instead of fractional money where only a fraction of the commodity money is kept on hand, a fractional portion of the fiat money is used by the financial institution as a basis to make loans. It is more commonly referred to as fractional reserves. The “reserve” is kept on hand just like the goldsmith's fractional gold to pay out to the unsuspecting customers and keep them unsuspecting.

The fractional reserve rate is carefully calculated by the monetary scientists at the Fed to keep our fiat world rolling along. Fractional fiat money is part of the grand scheme to create money out of thin paper and ink. We'll cover that further, as we unravel the magic illusion of that “dollar” in your hand.

The trail of economic treason

So how did that “dollar” bill you're holding become money? The first thing to understand is that the Federal Reserve Bank or Fed, is not part of the federal government. Most Americans fail to comprehend this fact.

Griffin summarizes the real purposes of the Fed since its conception: “stop the growing competition from the nation's newer banks; obtain a franchise to create money out of nothing for the purpose of lending; get control of the reserves of all banks so that the more reckless ones would not be exposed to currency drains and bank runs; Get the taxpayer to pick up the cartel's inevitable losses; and convince Congress that the purpose was to protect the public.”

Conceived at a secret meeting of the western world's financial elite on Jekyll Island, Georgia, in 1910, the Federal Reserve Bank became the fourth and current experiment in American central banking. The history of that experiment, and the wars, chaos and mayhem

caused by it are already the subject of numerous books. We can't begin to touch on its history in this article so we'll stick to a short timeline of the Fed's transition through the four forms of money and how the Fed's mechanisms manipulate our fiat world.

In 1913, the Fed was created by the Federal Reserve Act. Congress also gave away many of our Treasury buildings to the Fed and the Fed assumed control of our nation's gold stores. In the true spirit of European bankers (who held the strings behind the scenes), the Fed began the looting of America.

Federal Reserve Notes, which apparently began as receipt money, "payable to bearer on demand," no doubt were soon converted to fractional money. But many more FRNs were issued than they had coin money to back them. Congressman Louis McFadden made some inquiries and reported to Congress about the Creature called the Federal Reserve. He found that in 1928 alone the Fed had made loans of gold-backed "dollars" to its member banks in an amount that was six times the world's known gold supply. Simultaneously, As Congressman McFadden pointed out, much of our nation's gold supply was being shipped overseas in trade for German notes and other paper "assets."

Heavily fractionalized, the "roar" of the roaring 20s was fueled by infusions of Fed fractional money. This continued until the Fed tightened the purse strings, contracting the money supply and causing the crash of 1929 and the ensuing depression. By the spring of 1933, enough Americans figured out there wasn't enough gold in the vaults to "pay to bearer on demand," so they made a run on the banks to get their gold while they could.

To avert a meltdown of the Fed, President Roosevelt declared a banking holiday and closed the banks by Executive Order. Congress soon followed suit and declared that Fed notes were no longer redeemable in gold. Fed fractional money became Fed fiat money with the acts of a compliant and complicit

president and Congress. Why would elected politicians who presumably want to get re-elected violate the will of the people and the Constitution, in favor of a private central bank?

The Mandrake Mechanism

It's easy to say fiat money is made out of thin air or paper and ink, but there is more to it than that. If it were that easy, more people besides the Montana Freemen would be doing it. The magic of fiat money is something bankers, presidents and congressmen would do anything for.

Griffin, in *The Creature from Jekyll Island*, explains this magic and calls it the "Mandrake Mechanism" after the 1940s comic strip character "Mandrake the Magician." Mandrake's specialty was making things out of nothing and making them disappear back into the same void. First, the principles behind the Mandrake Mechanism:

"In truth, money is not created until the instant it is borrowed, It is the act of borrowing which causes it to spring into existence. And, incidentally, it is the act of paying off the debt that causes it to vanish....In spite of the technical jargon and seemingly complicated procedures, the actual mechanism by which the Federal Reserve creates money is quite simple. They do it exactly the same way the goldsmiths of old did except, of course, the goldsmiths were limited by the need to hold some precious metal in reserve, whereas, the Fed has no such restriction.

"It is difficult for Americans to come to grips with the fact that their total money supply is backed by nothing but debt, and it is even more mind boggling to visualize that, if everyone paid back all that was borrowed, there would be no money left in existence."

Federal Reserve Governor Marriner Eccles testified before the House Committee on Banking and Currency, September 30, 1941.

Congressman Wright Patman asked Eccles how the fed got the money to purchase two billion dollars worth of government bonds in 1933. Eccles answered, "We created it." Patman asked, "Out of what?" Eccles replied, "Out of the right to issue credit money." Patman queried, "And there is nothing behind it, is there, except our government's credit?" Eccles responded, "That is what our money system is. If there were no debts in our money system, there wouldn't be any money."

Griffin explains the immorality of the Mandrake Mechanism: "When banks place credits into your account, they are merely pretending to lend you money. In reality, they have nothing to lend. Even the money that non-indebted depositors have placed with them was originally created out of nothing in response to someone else's loan. So what entitles the banks to collect rent on nothing? It is immaterial that men everywhere are forced by law to accept these nothing certificates in exchange for real goods and services. We are talking here not about what is legal, but what is moral."

He continues, "And what did the banks do to earn this perpetually flowing river of wealth? Did they lend out their own capital through the investment of stockholders? Did they lend out the hard-earned savings of their depositors? No. Neither of these were their major source of income. They simply waved their magic wand called fiat money."

"...The bottom line is that Congress and the banking cartel have entered into a partnership in which the cartel has the privilege of collecting interest on money which it creates out of nothing, a perpetual override on every American dollar that exists in the world. Congress, on the other hand, has access to unlimited funding without having to tell the voters their taxes are being raised through the process of inflation. If you understand this paragraph, you understand the Federal Reserve System."

So what actually happens to operate the

Mandrake Mechanism? First, the government adds ink to a piece of paper called a Treasury Bond or note, which is a promise to pay a certain sum with interest at a certain date. The bond is then given to the Fed where it is classified as a securities "asset." It is considered an asset because it is assumed the government will pay it back with money from future taxation. This "asset" can be used to offset a "liability," so the Fed creates a liability by adding ink to another piece of paper called a Federal Reserve Check, which it exchanges with the government in exchange for the "asset."

At this point Griffin states, "There is no money in any account to cover this check. Anyone else doing this would be sent to prison. It is legal for the Fed, however, because Congress wants the money, and this is the easiest way to get it. This way, the process is mysteriously wrapped up in the banking system. The end result, however, is the same as turning on government printing presses and simply manufacturing fiat money to pay government expenses. Yet, in accounting terms, the books are said to be 'balanced' because the 'liability' of the check is 'offset' by the 'asset' of the bond."

The Fed check is then endorsed and "deposited" in a Federal Reserve bank where it becomes a government deposit. It can then be used to pay government expenses by issuing government checks. This begins the first wave of the creation of fiat money. The government checks are either deposited or cashed, adding to the M-1 money supply as an account balance or circulating currency. The deposited government checks become commercial bank deposits, which Griffin describes:

"Commercial bank deposits immediately take on a split personality. On the one hand, they are liabilities to the bank because they are owed back to the depositors. But, as long as they remain in the bank, they are considered as assets because they are on hand. Once again, the books are balanced: the assets

offset the liabilities. But the process does not stop there. Through the magic of fractional-reserve banking, the deposits are made to serve an additional and more lucrative purpose. To accomplish this, the on-hand deposits now become reclassified in the books and are called bank reserves.

“Reserves for what? Are these for paying off depositors should they want to close out their accounts? No. That's the lowly function they served when they were classified as mere assets. Now that they have been given the name of 'reserves,' they become the magic wand to materialize even larger amounts of fiat money. This is where the real action is: at the level of the commercial banks.

“Here's how it works. The banks are permitted by the Fed to hold as little as 10% of their deposits in 'reserve.' That means, if they receive deposits of \$1 million from the first wave of fiat money created by the Fed, they have \$900,000 more than they are required to keep on hand. In bankers' language, that \$900,000 is called excess reserves. Now that they have been transmuted into an excess, they are considered available for lending. And so in due course these excess reserves are converted into bank loans.

“But how can this money be loaned out when it is owned by the original depositors who are still free to write checks and spend it anytime they wish? Isn't that a double claim against the same money? The answer is that, when the new loans are made, they are not made with the same money at all. They are made with brand new money created out of thin air for that purpose. The nation's money supply simply increases by ninety per cent of the bank's deposits. Furthermore, this new money is far more interesting to the banks than the old. The old money, which they received from depositors, requires them to pay out interest or perform services for the privilege of using it. But, with the new money, the banks collect interest, instead, which is not too bad considering it cost them nothing to make.

“Nor is that the end of the process. When this second wave of fiat money moves into the economy, it comes right back into the banking system, just as the first wave did, in the form of more commercial bank deposits. The process now repeats itself but with slightly smaller numbers each time around. The deposit is then reclassified as a 'reserve' and ninety per cent of that becomes an 'excess reserve' which, once again is available for a new “loan”.

“Thus, the \$1 million of the first wave of fiat money gives birth to \$900,000 in the second wave, and that gives birth to \$810,000 in the third wave (\$900,000 less 10% reserve). It takes about 28 times through the revolving door of deposits becoming loans, becoming deposits, becoming more loans, until the process plays itself out to the maximum effect which is [that] the amount of fiat money created by the banking cartel is approximately nine times the amount of the original government debt which made the entire process possible.

“When the original debt itself is added to that figure, we finally have approximately ten times the amount of the underlying government debt. To the degree that this newly created money floods into the economy, in excess of goods and services, it causes the purchasing power of all money, both old and new, to decline. Prices go up because the relative value of the money has gone down. The result is the same as if that purchasing power had been taken from us in taxes. The reality of this process, therefore, is that it is a hidden tax up to ten times the national debt.

“Without realizing it, Americans have paid, in addition to the regular taxes, a completely hidden tax equal to many times the national debt! And that is still not the end of the process. Since our money supply is purely arbitrary with nothing behind it except debt, its quantity can go down as well as up. When people are going deeper into debt, the nation's money supply expands and prices go up, but

when they pay off their debts and refuse to renew, the money supply contracts and prices tumble. This alternation between periods of expansion and contraction of the money supply is the underlying cause of booms, busts and depressions.

“The only beneficiaries are the political scientists in Congress who enjoy the effect of unlimited revenue to perpetuate their power, and the monetary scientists within the cartel called the Federal Reserve System who have been able to harness the American people, without their knowing it, to the yoke of modern feudalism.”

Do you understand now what a criminal enterprise the Congress, the U.S. Treasury and the Federal Reserve have been operating? Do you see why President Roosevelt and the Congress ignored the obvious will of the people and took their gold to protect the bankers scheme in 1933? And why Congress can appropriate to no end, with bail-outs and give-aways for the whole world?

In history, most fiat money schemes lasted only a few years and rarely over a decade. The Fed has been running their system in a total fiat mode for 70 years. The monetary scientists have honed their fraud to a fine art, keeping tight controls and making adjustments to extract their control over every last drop of American productivity without creating the collapse of their otherwise hollow scheme. Their partners at the International Monetary Fund and the World Bank, also creations of the U.S. Congress, have stretched the fiat money net around the globe.

And so now you know where that “dollar” bill in your hand came from. Does it still look like the dollar bill you thought it was when you started reading this article?



The Shu Li™ Pouch is a bag that contains a mixture of powdered ingredients. The pouch is placed in contact with the skin, and held in place over a number of hours. The typical contact points on the body chosen would be the soles of the feet. However, it can also be used in areas where there is discomfort, for example: shoulder, back, knee, ankle, elbow etc.

Stimulation Of Meridian points:

The concept of stimulating acupuncture points at the base of the feet, for example, through reflexology massage, is well established. Meridians in Traditional Chinese Medicine may be understood as channels that link various parts of the body. Stimulation of points along such meridians, by the use of needles or massage, may stimulate other organs or bodily functions that are related to that meridian

Shu Li™ Pouch utilizes the Far Infra Red Radiation (FIR) effect of certain materials to generate that stimulus. FIR has been researched for many years in places like Japan, China, the US, and Sweden for a wide variety of conditions such as muscle sprains, strains, peripheral vascular diseases, arthritis, shoulder stiffness, menstrual pains etc. One effect of FIR is that it may replicate a cardiovascular training effect with people confined to a wheel chair, who are therefore unable to exercise in the conventional way. Some research has even suggested the idea that Infra Red stimulation of the cardiovascular system could be a possible means of maintaining cardiovascular conditioning in astronauts during long space flights.

We have designed the product for an overall longer lasting effect. Generally, the effect from the **Shu Li™ Pouch** ceases when all of the powder in the bag has absorbed moisture. The quantity of powder in each bag is very high. It contains 5 grams of refined wood vinegar, and other high quality ingredients. With the use of an absorbent bag material, each pouch will normally remain effective for at least 7 hours in use. After effective absorption of released toxins and moisture from the body has occurred, the particles within the pouch turn a deep brown in color and the pouch hardens somewhat.

For more information or to order, got to
["http://www.coral-online.com/kbushman"](http://www.coral-online.com/kbushman)
 or call 1-480-759 5110

To illustrate the opinion by many patriots that the Federal Reserve Bank is a repugnant and un-Constitutional entity, *The Independent American* is proud to present the following paper written by Thomas Jefferson in 1791 detailing his opposition to a central bank.

Opinion on the Constitutionality of a National Bank

by Thomas Jefferson
February 15, 1791

The bill for establishing a National Bank undertakes among other things: --

1. the subscribers into a corporation.
2. To enable them in their corporate capacities to receive grants of land; and so far is against the laws of *Mortmain*. Though the Constitution controls the laws of *Mortmain* so far as to permit Congress itself to hold land for certain purposes, yet not so far as to permit them to communicate a similar right to other corporate bodies.
3. To make alien subscribers capable of holding lands; and so far is against the laws of *Alienage*.
4. To transmit these lands, on the death of a proprietor, to a certain line of successors; and so far changes the course of *Descents*.
5. To put the lands out of the reach of forfeiture or escheat; and so far is against the laws of *Forfeiture and Escheat*.
6. To transmit personal chattels to successors in a certain line; and so far is against the laws of *Distribution*.
7. To give them the sole and exclusive right of banking under the national authority; and so far is against the laws of *Monopoly*.
8. To communicate to them a power to make laws paramount to the laws of the States: for so they must be construed, to protect the

institution from the control of the State legislatures; and so, probably, they will be construed.

I consider the foundation of the Constitution as laid on this ground: That "all powers not delegated to the United States, by the Constitution, nor prohibited by it to the States, are reserved to the States or to the people." [IXth amendment.] To take a single step beyond the boundaries thus specially drawn around the powers of Congress, is to take possession of a boundless field of power, no longer susceptible of any definition.

The incorporation of a bank, and the powers assumed by this bill, have not, in my opinion, been delegated to the United States, by the Constitution.

I. They are not among the powers specially enumerated: for these are: 1st. A power to lay taxes for the purpose of paying the debts of the United States; but no debt is paid by this bill, nor any tax laid. Were it a bill to raise money, its origination in the Senate would condemn it by the Constitution.

2. "To borrow money." But this bill neither borrows money nor ensures the borrowing it. The proprietors of the bank will be just as free as any other money holders, to lend or not to lend their money to the public. The operation proposed in the bill, first, to lend them two millions, and then to borrow them back again, cannot change the nature of the latter act, which will still be a payment, and not a loan, call it by what name you please.

3. To "regulate commerce with foreign nations, and among the States, and with the Indian tribes." To erect a bank, and to regulate commerce, are very different acts. He who erects a bank, creates a subject of commerce in its bills; so does he who makes a bushel of wheat, or digs a dollar out of the mines; yet neither of these persons regulates commerce thereby. To make a thing which may be bought and sold, is not to prescribe regulations for buying and selling. Besides, if this was an exercise of the power of

regulating commerce, it would be void, as extending as much to the internal commerce of every State, as to its external. For the power given to Congress by the Constitution does not extend to the internal regulation of the commerce of a State, (that is to say of the commerce between Citizen and Citizen,) which remain exclusively with its own legislature; but to its external commerce only, that is to say, its commerce with another State, or with foreign nations, or with the Indian tribes. Accordingly the bill does not propose the measure as a regulation of trade, but as "productive of considerable advantages to trade." Still less are these powers covered by any other of the special enumerations.

II. Nor are they within either of the general phrases, which are the two following: --

1. To lay taxes to provide for the general welfare of the United States, that is to say, "to lay taxes for *the purpose* of providing for the general welfare." For the laying of taxes is the *power*, and the general welfare the *purpose* for which the power is to be exercised. They are not to lay taxes *ad libitum for any purpose they please*; but only *to pay the debts or provide for the welfare of the Union*. In like manner, they are not *to do anything they please* to provide for the general welfare, but only to *lay taxes* for that purpose. To consider the latter phrase, not as describing the purpose of the first, but as giving a distinct and independent power to do any act they please, which might be for the good of the Union, would render all the preceding and subsequent enumerations of power completely useless.

It would reduce the whole instrument to a single phrase, that of instituting a Congress with power to do whatever would be for the good of the United States; and, as they would be the sole judges of the good or evil, it would be also a power to do whatever evil they please.

It is an established rule of construction where a phrase will bear either of two meanings, to

give it that which will allow some meaning to the other parts of the instrument, and not that which would render all the others useless. Certainly no such universal power was meant to be given them. It was intended to lace them up straightly within the enumerated powers, and those without which, as means, these powers could not be carried into effect. It is known that the very power now proposed *as a means* was rejected as *an end* by the Convention which formed the Constitution. A proposition was made to them to authorize Congress to open canals, and an amendatory one to empower them to incorporate. But the whole was rejected, and one of the reasons for rejection urged in debate was, that then they would have a power to erect a bank, which would render the great cities, where there were prejudices and jealousies on the subject, adverse to the reception of the Constitution.

2. The second general phrase is, "to make all laws *necessary* and proper for carrying into execution the enumerated powers." But they can all be carried into execution without a bank. A bank therefore is not *necessary*, and consequently not authorized by this phrase.

It has been urged that a bank will give great facility or convenience in the collection of taxes. Suppose this were true: yet the Constitution allows only the means which are "*necessary*," not those which are merely "*convenient*" for effecting the enumerated powers. If such a latitude of construction be allowed to this phrase as to give any non-enumerated power, it will go to every one, for there is not one which ingenuity may not torture into a *convenience* in some instance *or other*, to *some one* of so long a list of enumerated powers. It would swallow up all the delegated powers, and reduce the whole to one power, as before observed. Therefore it was that the Constitution restrained them to the *necessary* means, that is to say, to those means without which the grant of power would be nugatory.

But let us examine this convenience and see what it is. The report on this subject, page 3,

states the only *general* convenience to be, the preventing the transportation and re-transportation of money between the States and the treasury, (for I pass over the increase of circulating medium, ascribed to it as a want, and which, according to my ideas of paper money, is clearly a demerit.) Every State will have to pay a sum of tax money into the treasury; and the treasury will have to pay, in every State, a part of the interest on the public debt, and salaries to the officers of government resident in that State. In most of the States there will still be a surplus of tax money to come up to the seat of government for the officers residing there. The payments of interest and salary in each State may be made by treasury orders on the State collector. This will take up the greater part of the money he has collected in his State, and consequently prevent the great mass of it from being drawn out of the State. If there be a balance of commerce in favor of that State against the one in which the government resides, the surplus of taxes will be remitted by the bills of exchange drawn for that commercial balance. And so it must be if there was a bank. But if there be no balance of commerce, either direct or circuitous, all the banks in the world could not bring up the surplus of taxes but in the form of money. Treasury orders then, and bills of exchange may prevent the displacement of the main mass of the money collected, without the aid of any bank; and where these fail, it cannot be prevented even with that aid.

Perhaps, indeed, bank bills may be a more *convenient* vehicle than treasury orders. But a little *difference* in the degree of *convenience*, cannot constitute the necessity which the constitution makes the ground for assuming any non-enumerated power.

Besides; the existing banks will, without a doubt, enter into arrangements for lending their agency, and the more favorable, as there will be a competition among them for it; whereas the bill delivers us up bound to the national bank, who are free to refuse all arrangement, but on their own terms, and the

public not free, on such refusal, to employ any other bank. That of Philadelphia, I believe, now does this business, by their post-notes, which, by an arrangement with the treasury, are paid by any State collector to whom they are presented. This expedient alone suffices to prevent the existence of that *necessity* which may justify the assumption of a non-enumerated power as a means for carrying into effect an enumerated one. The thing may be done, and has been done, and well done, without this assumption; therefore, it does not stand on that degree of *necessity* which can honestly justify it.

It may be said that a bank whose bills would have a currency all over the States, would be more convenient than one whose currency is limited to a single State. So it would be still more convenient that there should be a bank, whose bills should have a currency all over the world. But it does not follow from this superior conveniency, that there exists anywhere a power to establish such a bank; or that the world may not go on very well without it.

Can it be thought that the Constitution intended that for a shade or two of *convenience*, more or less, Congress should be authorised to break down the most ancient and fundamental laws of the several States; such as those against Mortmain, the laws of Alienage, the rules of descent, the acts of distribution, the laws of escheat and forfeiture, the laws of monopoly? Nothing but a necessity invincible by any other means, can justify such a prostitution of laws, which constitute the pillars of our whole system of jurisprudence. Will Congress be too straight-laced to carry the Constitution into honest effect, unless they may pass over the foundation-laws of the State government for the slightest convenience of theirs?

The negative of the President is the shield provided by the Constitution to protect against the invasions of the legislature: 1. The right of the Executive. 2. Of the Judiciary. 3. Of the States and State legislatures. The

present is the case of a right remaining exclusively with the States, and consequently one of those intended by the Constitution to be placed under its protection.


It must be added, however, that unless the President's mind on a view of everything which is urged for and against this bill, is tolerably clear that it is unauthorised by the Constitution; if the pro and the con hang so even as to balance his judgment, a just respect for the wisdom of the legislature would naturally decide the balance in favor of their opinion. It is chiefly for cases where they are clearly misled by error, ambition, or interest, that the Constitution has placed a check in the negative of the President.

Every one of Thomas Jefferson's concerns over the establishment of a central bank listed above has proven to be true. Should Americans continue to allow a private banking structure to control America through her economic institutions? It is time for Americans to regain true Constitutional government. It is time for Congress to relinquish all unduly usurped powers and to return government to We The People.

"Resolved, that the several States composing the United States of America, are not united on the principle of unlimited submission to their General Government; ... and that whensoever the General Government assumes undelegated powers, its acts are unauthoritative, void, and of no force... That the government created by this compact was not made the exclusive or final judge of the extent of the powers delegated to itself; since that would have made its discretion, and not the Constitution, the measure of its powers; but that as in all other cases of compact among parties having no common Judge, each party has an equal right to judge for itself, as well of infractions as of the mode and measure of redress."

-Thomas Jefferson-
Kentucky Resolution 1798.

ADVERTISEMENT



Thirty Years Of Hounding It by Gene Lewis

is a collection of true hunting stories taking place in the Panhandle forests of Northern Idaho. Hunts take place behind hounds in pursuit of bear, cougar, bobcat and raccoon.

Read, first hand, 30 years of the experiences of hounds and hunters in some of the most remote territory of continental North America. 96 pages with photos and illustrations. Soft cover

send \$9.95 plus \$2.55 shipping and handling to:
Corcceigh Green
c/o P.O. Box 21
Fernwood, Idaho
[83830]

Does my vote count?

by CJ Fritz

Does your vote really count? That is a question that you should be asking yourself. In this tyrannical, and overwhelmingly corrupt system of “government” that is currently being forced down our throats, (well, not everybody is being force-fed, some choose to swallow it whole without so much as asking what it is, and then sit back and wait for some more. Generally speaking, if you are reading this publication, you are probably not one of those types.) does your vote actually count for anything? Well; the short answer is “yes” with an “if”, and the long answer is “no” with a “but”.

The “yes” with an “if”...

Yes, your vote counts if you vote for one of the “major” (read: “DemoCRAP” or “RepubliSHAM”) political parties, at least that is what the biased media would have you believe, but is that really true? Think back to the 2000 presidential election, it does not take much imagination to draw a line between point A and point B to find the crooked path to point C; being the usurped Bush “presidency” that we are currently enduring. (Not really the president, seeing as how he was appointed by the “supreme court”, and not the majority of the people.) The fact is; the 2000 presidential election was (in my opinion, and more than few others as well) “fixed” from the get-go, and the fact that the governor of the State in contention just happens to be the brother of the candidate that “won” the election only reinforces that opinion tenfold. The Dems will say that a vote for an independent party is a vote for the Reps, the Reps spout nothing but their “Our party is the best hope for the future, vote for us or not, we’ll win

anyway.” rhetoric. In truth, a vote for either of the “major” political parties is a vote against freedom, and against the Constitution, and will result in the loss of even more of our God-given rights as Americans.

So what do we do about it? That is an interesting and very difficult question. I’d like to say that it will all be OK, that we should just vote with our conscience and vote for the person whom we feel will do the job the best. For most of the people, (if they ever bothered to pay attention to anything other than that blathering idiot box spouting propaganda from the living room of nearly every home in America) that would be to vote for an Independent candidate. The person best suited for the job, which will uphold the freedoms that this country was founded on, and that will abide by the governmental limitations set forth in the Constitution of this great land, that is the person that you should vote for.

Does such a person exist? Is he (or she) running for the job? Are they on the ballot? Will they actually BE elected? The answer to the first three questions is a resounding YES! However, the answer to the fourth question unfortunately is almost certainly NO. And then we get stuck with yet another millionaire-Ivy league-idiot who will undoubtedly make things EVEN WORSE than they are currently for another four years. Why? Because the majority of people inherently want to belong to something, they want to follow the crowd, and it is easier to turn a blind eye than it is to face up to reality. Ignorance is indeed bliss, and we seem to be getting more ignorant by the minute here in America. This is no solution to the problem, this is the problem. The fact that most Americans do not have the luxury of having representatives in government that actually represent the will of the people over the will of special interests, huge

corporations, and of course the very wealthy should be enough to get EVERY good-red-blooded-American out in the streets shouting at the top of their lungs “EQUAL REPRESENTATION!” But you don’t see that often enough, if at all, especially on the evening “news”. (I have quite a large amount of contempt for anybody who calls anything that comes out of the television news; it is more like propaganda than news, so let’s just tell it like it is.) Apathy is reigning supreme here in our beloved land, and that brings us to...

The “no” with a “but”...

No, your vote does not count, because the “major” parties have seized control of the electoral process, and any poor soul, who tries to break away, and promote freedom and the Constitution, either doesn’t stand a chance, or never even makes it on to the ballot. But, this is a temporary situation, and sooner than later, the majority of Americans WILL become disenfranchised with the way that their government is serving itself, and its own interests over that of the people. I don’t believe that it will be an election that will appoint our next great leader until the system is changed. The flaws in our current system are apparent only to those few that actually pay attention to the REAL issues, not the crap that doesn’t matter to anyone, but is spewed out just to get an immediate violently opposing reaction.

A case in point is the (as of this writing) now expired Federal Assault Weapons Ban. Where I live, up here in the northern Midwest, a few days before it expired, there was much “reporting” going on during the evening “news” that if the ban expired, there would essentially be criminals running amok in the streets with assault weapons shooting up the entire

state, and “who really needs an assault weapon anyway” talk. They also gave out some statistics, and this is where the fun part comes in to play: The statistics that they gave out were that “crimes committed with the “banned” firearms dropped 66% during the ten years that they were “banned”.” Let me translate that into the English language for those of you who are not aware of what that statistic really means. Since “assault weapons” only ever accounted for 3% of gun crimes in this state, that means that gun crimes as a whole dropped a WHOPPING 2%!!! WOW! Now that is a statistic to be proud of, you dropped the gun crime rate in the state a WHOLE 2% by banning cosmetic features on a few types of otherwise perfectly legal semi-automatic firearms.

This is exactly the kind of issues that the “major” parties try to focus in on to get a knee-jerk reaction out of people, “don’t think about it, just act”, that is what they are counting on you to do at the polls in November. They focus on the military records of the “major” candidates, WHO CARES? They focus on the “war on terrorism” in Iraq, and can it be won, one day the “president” says “no”, and his “major” opponent says “yes”, the next day the “president” now says “yes it can be won”. Which is it? Yes or no? Does it really matter in the long run? Here’s a solution for you: call in ALL our troops from overseas, get them back home, close the borders, and quit meddling in affairs that are not any of our concern. To this, some un-enlightened individuals will start uttering and mumbling things like “Well, they started the whole thing by attacking us on 9/11.” Well, let me remind you that:

#1: Our foreign policy was a major contributing factor in the 9/11 attacks.

#2: It assumed that Bin Laden and his band of merry men orchestrated the attack on 9/11,

and you have to draw a pretty damn crooked line to try and connect them and Iraq. (There is a whole lot more to this than just what I'm stating here, but I'm getting off topic.)

The point is, there are no debates set to be televised where ALL of the people running for president can speak to the people about their policies, and what they will do for the people. You won't see the Constitution party candidate debating with the Democrat candidate; you won't see the Libertarian candidate debating with the Republican candidate, **YOU WON'T EVEN SEE THEM ALL IN THE SAME ROOM TOGETHER.** How can anybody be equally represented if all of the candidates don't all have equal time? It's all about money; those candidates who have the most to spend will get their time in the spotlight, and probably get elected. But those who have less, get nothing. I challenge you all to find five people at random who can tell you all of the parties running for president, much less the names of the candidates, then ask who they think they might want to vote for, the situation seems hopeless. Apathy and ignorance are a terrible mix that is painful to witness.

But what of the future...

Well, that's a tough one. What will the future bring? With MTV telling today's youth to "rock the vote" and "your vote counts". (All the while shamelessly endorsing Democrats.) What will become of us? I tell my twelve-year-old daughter that it's not a popularity contest, the candidate who stands for what you truly believe in is the **ONLY** one to vote for, she replies back that the Democrat candidate is who she would vote for, because "anybody is better than Bush" At least she's got one thing right, but alas, the public schools have failed to teach her the essential knowledge that **THERE ARE MORE THAN JUST THE TWO PARTIES!** And it is my job to teach her the rest.

Maybe our schools should focus more on

history, so that our children can learn from the mistakes made by the people that preceded them. Maybe the curriculum should focus more on what rights you have as Americans, and how to take full advantage of those rights and use them to better yourself and your fellow countrymen. But instead, they focus on ridiculous requirements like calculators and student ID cards (to provide the parents with a false sense of "security"). Maybe if we all were to teach our children about the **TRUE** electoral process, and of course the rights laid out for us in the Constitution and how they're s-l-o-w-l-y being taken from us by the "major" parties, maybe we can score a victory for freedom in the near future. But the true enemy in America is apathy, and even knowledge can't overcome apathy if apathy is reinforced into you daily. Like the old saying goes: "If you want something done right, you have to do it yourself." My revision to this would be: "If you want something done right, you have to **DO SOMETHING ABOUT IT.**" The people will never accomplish anything by sitting on our laurels and watching it on TV, if you want to be free; you have to fight for your freedom. If you want to be represented in government, you have to fight to get representation there, and remove anybody who reverses their stance on your freedom. God has given you your rights at birth, you are endowed with certain inalienable rights, **USE THEM** or you will certainly lose them to the highest bidder. Teach your children well, tell them to tell others, and get the word out yourself.

So, **DOES** your vote count?

Maybe.

But only if **YOU** make it count for something.



The Legal Papers

from The Revelation Law and Procedure Group

by Cristopher Dilts

Understanding The Fair Debt Practice Act And The Fair Collections Reporting Act Part I

Brief explanation of The Fair Debt Practice Act

One of the main topics of this packet is the Fair Debt Practice Act. This act was made by Congress to address the problems American citizens faced with bill collectors. The collection agency's abusive practices of constant phone calls, contacting our employers, collecting debts that were already settled, threats, and harassment were the very reason that this Act was passed. Although this did little to stop the collections agencies from their dirty tricks due to the American citizens' lack of understanding of the law. We can use the collection agencies unethical practices to our advantage.

The collection agencies, similar to most of our friendly government servants, do not know how to do their jobs. With this being the case, it is our duty as American citizens to force them to learn. In the process we can learn how to help ourselves. Most of us have had to deal with a collection agency in our life and it is usually not a pleasant experience. Most of us try to pay our bills, but sometimes life throws us a curve ball and we fail to. If this sounds like you, then understanding and using the Fair Debt Practice Act may be your answer. Before I go any further I should state that using the following principles of law can help people who generally need it and keep them from going into bankruptcy. For those of you out there looking to abuse these

applications I do not think God will honor your actions and you could be charged with Fraud. Please use what you learn from this packet wisely and not to try to get out of services you received.

What can you do with the Fair Debt Practice Act? Well there are several things one can do with it to eliminate collections actives.

- Stop harassing phone calls
- Request validation of debt
- Stop collections actions due to agencies lack of following proper procedure
- Settle debts for half of what is owed
- Sue collection agencies who violate your rights
- Require a written record of all your proceedings with the collection agency

What is an Affidavit?

One of the things I stress most in my packets is understanding the law that you use. Some of you who will be reading this packet will already know what an affidavit is and its application, but some do not. This is a fundamental element in making these areas of law work. An affidavit usually has different meanings in different areas of law. In the area of Fair Debt Practice Act and Fair Collection Reporting Act it is administrative. I will touch more on administrative law later in this packet; for now let us look at what an affidavit is.

Layman's definition: An affidavit is a letter or statement of facts that is sworn to. The benefits of using an affidavit format is that it lets whomever you are dealing with know that you are forming a case against them should they not follow the law. When someone uses the affidavit format they have evidence that can be entered into court proceedings without having to have it verified. So in essences should the matter you are dealing with come before a court you will have all the evidence you need to win.

Legal Definition:

AFFIDAVIT - A statement of facts, which is sworn to (or affirmed) before an officer who has authority to administer an oath (e.g. a notary public). A statement which before being signed, the person signing takes an oath that the contents are, to the best of their knowledge, true. It is also signed by a notary or some other judicial officer that can administer oaths, to the effect that the person signing the affidavit was under oath when doing so. These documents carry great weight in Courts to the extent that judges frequently accept an affidavit instead of the testimony of the witness and are used in place of live testimony in many circumstances (for example, when a motion is filed, a supporting affidavit may be filed with it).

Practice. An oath or affirmation reduced to writing, sworn or affirmed to before some officer who has authority to administer it. It differs from a deposition in, that with a deposition the opposite party has had an opportunity to cross-examine the witness, whereas an affidavit is always taken ex parte.

Applications: Affidavits have many different applications, but we will be using it as an administrative letter that is sworn to.

States Fair Debt Practice Act

The importance of understanding how to apply your states version of the Fair Debt Practice Act is essential to use its applications successfully. Most every state has a version of the Fair Debt Practice Act. For example in Iowa you can find their version of the Act under Iowa Code 537 article 7 of The Iowa Consumer Credit Code. Usually you will find that the States version not only mimics the Federal version but also guarantees us more rights. Keep in mind, using both together in your affidavits shows that you are not just using a blanket letter and you are more likely to achieve your goals. There are several areas that one will want to look at in their states version of the Fair debt Practice act.

Usually there will be a section that makes all laws of equity applicable to the states version. For example you will find this in 537.1103 under Iowa Consumer Credit Code. Which states,

537.1103. Law applicable

Unless displaced by the particular provisions of this chapter, the uniform commercial code and the principles of law and equity, including the law relative to capacity to contract, principal and agent, estoppel, fraud, misrepresentation, duress, coercion, mistake, bankruptcy or other validating or invalidating cause supplement its provisions.

This part of the State's version of the Fair Debt Practice Act is essential to request certain aspects of your verification Affidavit.

Another important part of the State's version of the Fair Debt Practice Act will be general definitions. As in everything in law one must make sure not to use sections of a law that do not apply to their situation. For example, you will find in Iowa, The Consumer Credit Code covers a multitude of areas such as mortgages, open ended credit, and various loans.

Finally, one will want to find the specific parts of the State's version of the Fair Debt Practice Act that deals with debt collections. In Iowa it is found under article 7 of The Consumer Credit Code. As stated earlier, the State's version usually imposes more regulations on the collector and guarantees more rights to the debtor.

Important parts of the Fair Debt Practice Act

In order to help people fully understand how to use the Fair Debt Practice Act and its applications. Because the Act itself is over 30 pages long, we will only address the parts that are of most importance. In accordance with the format of this packet there will be a legal definition and layman's. The most important

parts will be underlined.

Debt Collection Practices — Communication

Layman’s definition: This part of the act describes how the collectors are to communicate with the debtor. It is important to know this because when a collection agency violates a provision of The Fair Debt Practice Act they are liable in case of suit. In most cases the debt is less than what the penalties for the violations are.

Legal definition:

UNITED STATES CODE ANNOTATED
TITLE 15. COMMERCE AND TRADE
CHAPTER 41--CONSUMER CREDIT PROTECTION
SUBCHAPTER V--DEBT COLLECTION PRACTICES

Current through P.L. 105-4, approved 3-3-97

§ 1 692c. Communication in connection with debt collection

(a) Communication with consumer generally

Without the prior consent of the consumer given directly to the debt collector or the express permission of a court of competent jurisdiction, a debt collector may not communicate with a consumer in connection with the collection of any debt--

(1) at any unusual time or place or a time or place known or which should be known to be inconvenient to the consumer. In the absence of knowledge of circumstances to the contrary, a debt collector shall assume that the convenient time for communicating with a consumer is after 8 o’clock antimeridian and before 9 o’clock postmeridian, local time at the consumer’s location

(2) if the debt collector knows the consumer is represented by an attorney with respect to

such debt and has knowledge of, or can readily ascertain, such attorney’s name and address, unless the attorney fails to respond within a reasonable period of time to a communication from the debt collector or unless the attorney consents to direct communication with the consumer; or

(3) at the consumer’s place of employment if the debt collector knows or has reason to know that the consumer’s employer prohibits the consumer from receiving such communication.

(b) Communication with third parties

Except as provided in section 1692b of this title, without the prior consent of the consumer given directly to the debt collector, or the express permission of a court of competent jurisdiction, or as reasonably necessary to effectuate a post] udgment judicial remedy, a debt collector may not communicate, in connection with the collection of any debt, with any person other than the consumer, his attorney, a consumer reporting agency if otherwise permitted by law, the creditor, the attorney of the creditor, or the attorney of the debt collector.

(c) Ceasing communication

If a consumer notifies a debt collector in writing that the consumer refuses to pay a debt or that the consumer wishes the debt collector to cease further communication with the consumer, the debt collector shall not communicate further with the consumer with respect to such debt, except--

(1) to advise the consumer that the debt collector’s further efforts are being terminated

(2) to notify the consumer that the debt collector or creditor may invoke specified remedies which are ordinarily invoked by such debt collector or creditor; or

(3) where applicable, to notify the consumer

that the debt collector or creditor intends to invoke a specified remedy.

If such notice from the consumer is made by mail, notification shall be complete upon receipt.

(d) "Consumer" defined

For the purpose of this section, the term "consumer" includes the consumer's spouse, parent (if the consumer is a minor), guardian, executor, or administrator.

Debt Collection Practices — Unfair Practices

Layman's definition: This part of the act defines what unfair collections are. An individual would be surprised on just how often a collection agency engages in violation of this section of the Act. As stated above any violations of this Act can be used to help discharge the debt.

Legal definition:

UNITED STATES CODE ANNOTATED
TITLE 15. COMMERCE AND TRADE
CHAPTER 41 --CONSUMER CREDIT PROTECTION
SUBCHAPTER V--DEBT COLLECTION PRACTICES

Current through P.L. 105-4, approved 3-3-97

§ 1 692f. Unfair practices

A debt collector may not use unfair or unconscionable means to collect or attempt to collect any debt. Without limiting the general application of the foregoing, the following conduct is a violation of this section:

(1) The collection of any amount (including any interest, fee, charge, or expense incidental to the principal obligation) unless such amount is expressly authorized by the agreement creating the debt or permitted by law.

(2) The acceptance by a debt collector from any person of a check or other payment instrument postdated by more than five days unless such person is notified in writing of the debt collector's intent to deposit such check or instrument not more than ten nor less than three business days prior to such deposit.

(3) The solicitation by a debt collector of any postdated check or other postdated payment instrument for the purpose of threatening or instituting criminal prosecution.

(4) Depositing or threatening to deposit any postdated check or other postdated payment instrument prior to the date on such check or instrument.

(5) Causing charges to be made to any person for communications by concealment of the true purpose of the communication. Such charges include, but are not limited to, collect telephone calls and telegram fees.

(6) Taking or threatening to take any nonjudicial action to effect dispossession or disablement of property if--

(A) there is no present right to possession of the property claimed as collateral through an enforceable security interest;

(B) there is no present intention to take possession of the property; or

(C) the property is exempt by law from such dispossession or disablement.

(7) Communicating with a consumer regarding a debt by post card.

(8) Using any language or symbol, other than the debt collector's address, on any envelope when communicating with a consumer by use of the mails or by telegram, except that a debt collector may use his business name if such name does not indicate that he is in the debt collection business.

Debt Collection Practices — Validation of

Debts

Layman’s Definition: This is one of the most important parts of the act. Validation of debt can be used to discharge debt combined with various others laws of equity. This part of the Act requires the collection agency to produce name of agency, name of original creditor, name of debtor, amount due, and some proof that the debt is valid. Keep in mind this section in and of itself does not give you the right to request everything about the debt. It does however allow someone to combine other areas of the law of equity when making your request.

Legal Definition:

UNITED STATES CODE ANNOTATED
TITLE 15. COMMERCE AND TRADE
CHAPTER 41--CONSUMER CREDIT
PROTECTION

SUBCHAPTER V--DEBT COLLECTION
PRACTICES

Current through P.L. 105-4, approved 3-3-97

§ 1692g. Validation of debts

(a) Notice of debt; contents

Within five days after the initial communication with a consumer in connection with the collection of any debt, a debt collector shall, unless the following information is contained in the initial communication or the consumer has paid the debt, send the consumer a written notice containing--

- (1) the amount of the debt
- (2) the name of the creditor to whom the debt is owed
- (3) a statement that unless the consumer, within thirty days after receipt of the notice, disputes the validity of the debt, or any portion thereof, the debt will be assumed to be valid by the debt collector
- (4) a statement that if the consumer notifies

the debt collector in writing within the thirty-day period that the debt, or any portion thereof, is disputed, the debt collector will obtain verification of the debt or a copy of a judgment against the consumer and a copy of such verification or judgment will be mailed to the consumer by the debt collector; and (5) a statement that, upon the consumer’s written request within the thirty-day period, the debt collector will provide the consumer with the name and address of the original creditor, if different from the current creditor.

(b) Disputed debts

If the consumer notifies the debt collector in writing within the thirty-day period described in subsection (a) of this section that the debt, or any portion thereof, is disputed, or that the consumer requests the name and address of the original creditor, the debt collector shall cease collection of the debt, or any disputed portion thereof, until the debt collector obtains verification of the debt or a copy of a judgment, or the name and address of the original creditor, and a copy of such verification or judgment, or name and address of the original creditor, is mailed to the consumer by the debt collector.

(c) Admission of liability

The failure of a consumer to dispute the validity of a debt under this section may not be construed by any court as an admission of liability by the consumer.

We will continue with The Fair Debt Practice Act and the discharge of debt with Debt Collection Practices-Relation to State Laws in the next Issue of *The Independent American*.



CITIZENS RULE BOOK

“Where the spirit of the Lord is, there is Liberty.”
Corinthians 3:17
Rights Come From God!

JURY HANDBOOK

LINCOLN said “Study the Constitution!”
“Let it be preached from the pulpit, proclaimed in legislatures, and enforced in courts of justice.”

RIGHTS COME FROM GOD, NOT THE STATE!

“You have rights antecedent to all earthly governments; rights that cannot be repealed or restrained by human laws; rights derived from the Great Legislator of the Universe.” John Adams, Second President of the United States

JURY DUTY!

The purpose of this booklet is to revive, as Jefferson put it, “The Ancient Principles.” It is not designed to promote lawlessness or a return to the jungle. The “Ancient Principles” refer to the Ten Commandments and the Common Law. The Common Law is, in simple terms, just plain common sense and has its roots in the Ten Commandments.

In 1776 we came out of BONDAGE with FAITH, UNDERSTANDING and COURAGE. Even against great odds, and with much bloodshed, we battled our way to achieve LIBERTY.

LIBERTY is that delicate balance between the force of government and FREEWILL of man. LIBERTY brings FREEDOM of choice to work, to trade, to go and live where one wishes; it leads to ABUNDANCE. ABUNDANCE, if made an end to itself, will result in COMPLACENCY, which leads to APATHY. APATHY is the “let George do it” philosophy.

This always brings DEPENDENCY. For a period of time, dependents are often not aware they are dependent. They delude themselves by thinking that they are still free— “We never had it so good.”—“We can still vote, can’t we?” Eventually abundance diminishes and DEPENDENCY becomes known by its true nature: BONDAGE!

There are few ways out of bondage. Bloodshed and war often result, but our founding fathers learned of a better way. Realizing that a CREATOR is always above and greater than that which He creates, they established a three vote system by

which an informed citizenry can control those acting in the name of the government. To be a good master you must always remember the true “pecking order” or chain of command in this nation:

1. GOD created man . . .
2. Man (that’s you) created the Constitution . . .
3. Constitution created government . . .
4. Government created corporations . .etc.

The base of power was to remain in WE THE PEOPLE but unfortunately, it was lost to those leaders acting in the name of the government, such as politicians, bureaucrats, judges, lawyers, etc.

As a result America began to function like a democracy instead of a REPUBLIC. A democracy is dangerous because it is a one-vote system as opposed to a Republic, which is a three-vote system: Three votes to check tyranny, not just one. American citizens have not been informed of their other two votes.

Our first vote is at the polls on election-day when we pick those who are to represent us in the seats of government. But what can be done if those elected officials just don’t perform as promised or expected? Well, the second two votes are the most effective means by which the common people of any nation on earth have even had in controlling those appointed to serve them in government.

The second vote comes when you serve on a Grand Jury. Before anyone can be brought to trial for a capital or infamous crime by those acting in the name of the government, permission must be obtained from people serving on the Grand Jury! The Minneapolis Star and Tribune in March 27, 1987, edition noted a purpose of the grand Jury in this way: “A Grand Jury’s purpose is to protect the public from an overzealous prosecutor.”

The third is the most powerful vote: this is when you are acting as a jury member during a courtroom trial. At this point, “the buck stops” with you! It is in this setting that each JUROR has MORE POWER than the President, all of Congress, and all of the judges combined!

Congress can legislate (make law), the President or some other bureaucrat can make an order or issue regulations, and judges may instruct or make a decision, but no JUROR can ever be punished for voting “Not Guilty!” Any juror can, with impunity, choose to disregard the instructions of any judge or

attorney in rendering his vote. If only one JUROR should vote "Not Guilty" for any reason, there is no conviction and no punishment at the end of the trial. Thus, those acting in the name of government must come before the common man to get permission to enforce law.

YOU ARE ABOVE THE LAW!

As a JUROR in a trial setting, when it comes to your individual vote of innocent or guilty, you are truly answerable to GOD ALMIGHTY. The First Amendment to the Constitution was born out of this great concept. However, judges of today refuse to inform JURORS of their RIGHTS. The Minneapolis Star and Tribune in a news paper article appearing in its November 30, 1984 edition, entitled: "What Judges Don't Tell Juries" stated: "At the time of adoption of the Constitution, the jury's role as a defense against political oppression was unquestioned in American jurisprudence. This nation survived until the 1850's, when prosecutions under the Fugitive Slave Act were largely unsuccessful because juries refused to convict."

"Then judges began to erode the institution of free juries, leading to the absurd compromise that is the current state of the law. While our courts uniformly state juries have the power to return a verdict of not guilty whatever the facts, they routinely tell jurors the opposite."

"Further, the courts will not allow the defendants or their counsel to inform the jurors of their true power. A lawyer who made . . . Hamilton's argument would face professional discipline and charges of contempt of court."

"By what logic should juries have the power to acquit a defendant but no right to know about that power? The court decisions that have suppressed the notion of jury nullification cannot resolve this paradox."

"More than logic has suffered. As originally conceived, juries were to be made a safety valve way to soften the bureaucratic rigidity of the judicial system by introducing the common sense of the community. If they are to function effectively as the 'conscience of the community,' jurors must be told that they have the power and the right to say no to a prosecution in order to achieve a greater good. To cut jurors off from this information is to undermine one of our most important institutions."

"Perhaps the community should educate itself. Then citizens called for jury duty could teach the judges a needed lesson in civics."

This booklet is designed to bring to your attention one important way our nation's founders provided to insure that you, (not the growing army of politicians, judges, lawyers, and bureaucrats) rule this nation. it will focus on the rule of power you possess as a JUROR, how you got it, why you have it, and remind you of the basis on which you must decide not only the facts placed in evidence but also the validity or applicability of every law, rule, regulation, ordinance, or instruction given by any man seated as a judge or attorney when you serve as a JUROR.

One JUROR can stop tyranny with a "NOT GUILTYLY VOTE!" He can nullify bad law in any case, by "HANGING THE JURY!"

"I am only one, but I am one. I cannot do everything, but I can do something. What I can do, I should do and, with the help of God, I will do!"
Everett Hale

The only power the judge has over the JURY is their ignorance!

JURY RIGHTS

"The jury has the right to judge both the law as well as the fact in controversy." John Jay, 1st Chief Justice U.S. supreme Court, 1789

"The jury has the right to determine both the law and the facts." Samuel Chase, U.S. supreme Court Justice, 1796, Signer of the unanimous Declaration

"The jury has the power to bring a verdict in the teeth of both law and fact." Oliver Wendell Holmes, U.S. supreme Court Justice, 1902

"The law itself is on trial quite as much as the cause which is to be decided." Harlan F. Stone, 12th Chief Justice U.S. supreme Court, 1941

"The pages of history shine on instances of the jury's exercise of its prerogative to disregard instructions of the judge..." U.S. vs. Dougherty, 473 F 2nd 1113, 1139. (1972)

LAW OF THE LAND

The general misconception is that any statute

passed by legislators bearing the appearance of law constitutes the law of the land. The U.S. Constitution is the supreme law of the land, and any statute, to be valid, must be in agreement. It is impossible for a law, which violates the Constitution to be valid. This is succinctly stated as follows:

“All laws which are repugnant to the Constitution are null and void.” Marbury vs. Madison, 5 US (2 Cranch) 137, 174, 176, (1803)

“When rights secured by the Constitution are involved, there can be no rule making or legislation which would abrogate them.” Miranda vs. Arizona, 384 US 436 p. 491.

“An unconstitutional act is not law; it confers no rights; it imposes no duties; affords no protection; it creates no office; it is in legal contemplation, as inoperative as though it had never been passed.” Norton vs. Shelby County 118 US 425 p. 442

“The general rule is that an unconstitutional statute, though having the form and name of law, is in reality no law, but is wholly void, and ineffective for any purpose; since unconstitutionality dates from the time of its enactment, and not merely from the date of the decision so branding it.

“No one is bound to obey an unconstitutional law and no courts are bound to enforce it.” 16 Am Jur 2nd, Sec 177 late 2d, Sec 256

A SUMMARY OF THE TEN COMMANDMENTS

The TEN COMMANDMENTS represent GOD’S GOVERNMENT OVER MAN! GOD

commands us for our own good to give up wrongs and not rights! HIS system always results in LIBERTY and FREEDOM! The Constitution and the Bill of Rights are built on this foundation, which provides for punitive justice. It is not until one damages another persons property that he can be punished. The Marxist system leads to bondage and GOD’S system leads to LIBERTY! Read very carefully:

1. Thou shalt have no other gods before Me.
2. Thou shalt not make unto thee any graven image.
3. Thou shalt not take the name of the Lord thy God in vain.

4. Remember the Sabbath to keep it Holy.
5. Honor thy father and thy mother.
6. Thou shalt not murder.
7. Thou shalt not commit adultery.
8. Thou shalt not steal.
9. Thou shalt not bear false witness.
10. Thou shalt not covet.

Directly above the Chief Justice’s chair is a tablet signifying the TEN COMMANDMENTS. When the Speaker of the House in the U.S. Congress looks up, his eyes look into the face of Moses.

“The Bible is the Book upon which this Republic rests.” Andrew Jackson, Seventh President of the United States

“The moral principles and precepts contained in the Scriptures ought to form the basis of all our civil constitutions and laws. All the miseries and evils which men suffer from vice, crime, ambition, injustice, oppression, slavery, and war, proceed from their despising or neglecting the precepts of the Bible.” Noah Webster

A SUMMARY OF THE COMMUNIST MANIFESTO

The Communist Manifesto represents a misguided philosophy, which teaches the citizens to give up their RIGHTS for the sake of the “common good,” but it always ends in a police state.

This is called preventive justice. Control is the key concept. Read carefully:

1. Abolition of private property.
2. Heavy progressive income tax.
3. Abolition of all rights on inheritance.
4. Confiscation of property of all emigrants and rebels.
5. Central bank.
6. Government control of Communications & Transportation.
7. Government ownership of factories and agriculture.
8. Government control of labor.
9. Corporate farms, regional planning.
10. Government control of education.

GIVE UP RIGHTS FOR THE “COMMON GOOD”?

Where people fear the government you have tyranny; where the government fears the people, you have liberty.
Politicians, bureaucrats and especially judges

would have you believe that too much freedom will result in chaos. Therefore, we should gladly give up some of our RIGHTS for the good of the community. In other words, people acting in the name of the government, say we need *more laws* and more JURORS to enforce these laws—even if we have to give up some RIGHTS in the process. They believe the more laws we have, the more control, thus a better society. This theory may sound good on paper, and apparently many of our leaders think this way, as evidenced by the thousands of new laws that are added to the books each year in this country. But, no matter how cleverly this Marxist argument is made, the hard fact is that whenever you give up a RIGHT you lose a “FREE CHOICE”!

This adds another control. Control’s real name is BONDAGE! The logical conclusion would be, if giving up some RIGHTS produces a better society, then by giving up all RIGHTS we could produce a perfect society. We could chain everybody to a tree, for lack of TRUST. This may prevent crime, but it would destroy PRIVACY, which is the heartbeat of FREEDOM! It would also destroy TRUST which is the foundation for DIGNITY. Rather than giving up RIGHTS, we should be giving up wrongs! The opposite of control is not chaos. More laws do not make less criminals! We must give up wrongs, not rights, for a better society! William Pitt of the British House of Commons once proclaimed, “Necessity is the plea for every infringement of human liberty; it is the argument of tyrants; it is the creed of slaves.”

INALIENABLE, [UNALIENABLE] OR NATURAL RIGHTS!

NATURAL RIGHTS ARE THOSE RIGHTS such as life (from conception), LIBERTY and the PURSUIT OF HAPPINESS e.g. FREEDOM OF RELIGION, SPEECH, LEARNING, TRAVEL, SELF-DEFENSE, ETC. Hence laws and statutes, which violate NATURAL RIGHTS, though they may have the color of law, are not law but impostors! The U.S. Constitution was written to protect these NATURAL RIGHTS from being tampered with by legislators. * Further, our forefathers also wisely knew that the U.S. Constitution would be utterly worthless to restrain government legislators unless it was clearly understood that the people had the right to compel the government to keep within the Constitutional limits.

*Lysander Spooner wrote as follows:

“Government is established for the protection of the weak against the strong. This is the principal, if not the sole motive for the establishment of all legitimate government. It is only the weaker party that loses their liberties, when a government becomes oppressive. The stronger party, in all governments are free by virtue of their superior strength. They never oppress themselves.

Legislation is the work of the stronger party; and if, in addition to the sole power of legislation, they have the sole power of determining what legislation shall be enforced, they have all power in their hands, and the weaker party are the subjects of an absolute government. Unless the weaker party have veto, they have no power whatever in the government . . . no liberties . . . The trial by jury is the only institution that gives the weaker party any veto upon the power of the stronger. Consequently it is the only institution that gives them any effective voice in the government, or any guaranty against oppression.

ESSAY on the TRIAL by Jury

JURY TAMPERING?

A JURY’s Rights, Powers and Duties:

The Charge to the JURY in the First JURY Trial before the supreme* Court of the U.S. Illustrates the TRUE POWER OF THE JURY. In the February term of 1794, the supreme Court conducted a JURY trial and said “. . . it is presumed, that the juries are the best judges of facts; it is, on the other hand, presumed that the courts are the best judges of law. But still both objects are within our power of decision.” “You have a right to take upon yourselves to judge of both, and to determine the law as well as the fact in controversy.” -(State of Georgia vs. Brailsford, et al, 3 Dall. 1)

“The JURY has an unreviewable and unreversible power . . . to acquit in disregard of the instructions on the law given by the trial judge . . .” (emphasis added) U.S. vs. Dougherty, 473 F 2nd 1113, 1139 (1972)

Hence, JURY disregard of the limited and generally conviction-oriented evidence presented for its consideration, and JURY disregard for what the trial judge wants them to believe is the controlling law in particular case (sometimes referred to as “JURY lawlessness”)* is not something to be scrupulously avoided, but rather

encouraged. Witness the following quotation from the eminent legal authority above-mentioned: "Jury lawlessness is the greatest corrective of law in its actual administration. The will of the state at large imposed on a reluctant community, the will of a majority imposed on a vigorous and determined minority, find the same obstacle in the local JURY that formerly confronted kings and ministers." (emphasis added) (Dougherty cited above, note 32 at 1130)

*Supreme is not capitalized in the Constitution, however Behavior is.

*Jury lawlessness means willingness to nullify bad law.

The Right of the JURY to be Told of Its Power

Almost every JURY in the land is falsely instructed by the judge when it is told it must accept as the law that which is given to them by the court, and that the JURY can decide only the facts of the case. This is to destroy the purpose of a Common Law JURY, and to permit the imposition of tyranny upon a people.

"There is nothing more terrifying than ignorance in action." Goethe (engraved on a plaque at the Naval War College)

"To embarrass justice by a multiplicity of laws, or to hazard it by confidence in judges, are the opposite rocks on which all civil instructions have been wrecked." Johnson (engraved in Minnesota State Capitol Outside the Supreme Court Chambers)

". . . The letter killeth, but the spirit giveth life." II Corinthians 3:6

"It is error alone which needs the support of government. truth can stand by itself." Thomas Jefferson

The JURY'S options are by no means limited to the choices presented to it in the courtroom.

"The jury gets its understanding as to the arrangements in the legal system from more than one voice. There is the formal communication from the 'judge.' There is informal communication from the total culture—literature; current comment, conversation; and, of course, history and tradition." (Dougherty cited above, at 1135)

LAWS, FACTS AND EVIDENCE!

Without the power to decide what facts, law and

evidence are applicable, JURIES cannot be a protection to the accused. If people acting in the name of government are permitted by JURORS to dictate any law whatever, they can also unfairly dictate what evidence is admissible or inadmissible and thereby prevent the WHOLE TRUTH from being considered. Thus if government can manipulate and control both the law and the evidence, the issue of fact becomes virtually irrelevant. In reality, true JUSTICE would be denied leaving us with a trial by government and not a trial by JURY!

**HOW DOES TYRANNY BEGIN?
WHY ARE THERE SO MANY LAWS?**

Heroes are men of glory who are so honored because of some heroic deed. People often out of gratitude yield allegiance to them. Honor and allegiance are nice words for power! Power and allegiance can only be held rightfully by trust as a result of continued character.

When people acting in the name of government violate ethics, they break trust with "WE THE PEOPLE." The natural result is for "WE THE PEOPLE" to pull back power (honor and allegiance).

The loss of power creates fear for those losing the power. Fearing loss of power, people acting in the name of government often seek to regain or at least hold their power. Hence, to legitimize their quest for control, laws and force are often instituted. Unchecked power is the foundation of tyranny. It is the JUROR'S duty to use the JURY ROOM as a vehicle to stem the tide of oppression and tyranny:

To prevent bloodshed by peacefully removing power from those who have abused it. The JURY is the primary vehicle for peaceful restoration of LIBERTY, POWER AND HONOR TO "WE THE PEOPLE!"

YOUR VOTE COUNTS!

Your vote of NOT Guilty must be respected by all members of the JURY— it is the RIGHT and DUTY of a JUROR to Never, Never, Never yield his or her sacred vote—for you are not there as a fool, merely to agree with the majority, but as an officer of the court and a qualified judge in your own right. Regardless of the pressures or abuse that may be heaped on you by any other members of the JURY with whom you may be in good conscience to disagree, you can await the reading of the verdict secure in the knowledge you have

voted your own conscience and convictions—and not those of someone else.

YOU ARE NOT A RUBBER STAMP!

By what logic do we send our youth to battle tyranny on foreign soil, while we refuse to do so in our courts? Did you know that many of the planks of the “Communist Manifesto” are now represented by law in the U.S.? How is it possible for Americans to denounce communism and practice it simultaneously.

The JURY judges the Spirit, Motive and Intent of both law and the Accused, whereas the prosecutor only represents the letter of the law.

Therein lies the opportunity for the accomplishment of “LIBERTY and JUSTICE for ALL.” If you, and numerous other JURORS throughout the State and nation begin and continue to bring in verdicts of NOT GUILTY in such cases where man-made statute is defective or oppressive, these statutes will become as ineffective as if they had never been written.

“If we love wealth better than liberty, the tranquility of servitude better than the animating contest of freedom, go home from us in peace. We ask not your counsels or your arms. Crouch down and lick the hands which feed you. May your chains set lightly upon you, and may posterity forget that ye were our countrymen.” Samuel Adams

SEC. II GIVE ME LIBERTY OR GIVE ME DEATH!

PATRICK HENRY SHOCKED!

Young Christian attorney Patrick Henry saw why a JURY of PEERS is so vital to FREEDOM!

It was March 1775 when he rode into the small town of Culpeper, Va. He was totally shocked by what he saw! There, in the middle of the town square was a minister tied to a whipping post, his back laid bare and bloody with the bones of his ribs showing. He had been scourged like JESUS, with whips laced with metal.

Patrick Henry is quoted as saying: “When they stopped beating him, I could see the bones of his rib cage. I turned to someone and asked what the man had done to deserve a beating such as this.”

SCOURGED FOR NOT TAKING A LICENSE!

The reply given him was that the man being

scourged was a minister who refused to take a license. He was one of twelve who were locked in jail because they refused to take a license.

A license often becomes an arbitrary control by the government that makes a crime out of what ordinarily would not be a crime. IT TURNS A RIGHT INTO A PRIVILEGE!

Three days later they scourged him to death.

This was the incident, which sparked Christian attorney Patrick Henry to write the famous words which later would become the rallying cry of the Revolution. “What is it that gentlemen wish? What would they have? Is life so dear, or peace so sweet, as to be purchased at the price of chains and slavery? Forbid it, Almighty God! I know not what course others may take, but as for me, GIVE ME LIBERTY OR GIVE ME DEATH!” Later he made this part of his famous speech at St. John’s Episcopal Church in Williamsburg, Va.

JURY OF PEERS

Our forefathers felt that in order to have JUSTICE, it is obvious that a JURY of “PEERS” must be people who actually know the defendant. How else would they be able to judge motive and intent?

“PEERS” of the defendant, like RIGHTS of the JURY have also been severely tarnished.

Originally, it meant people of “equals in station and rank,” (Black’s 1910), “free-holders of a neighborhood,” (Bouvier’s 1886), or “A companion; a fellow; an associate. (Webster’s 1828).

WHO HAS THE RIGHT TO SIT ON A JURY?

Patrick Henry, along with others, was deeply concerned as to who has a right to sit on a JURY.

Listen to our forefathers wisdom on the subject of “PEERS.”

MR. HENRY

“By the bill of rights of England, a subject has a right to a trial by his peers. What is meant by peers? Those who reside near him, his neighbors, and who are well acquainted with his character and situation in life.” Patrick Henry (Elliot, “The Debates in Several State Conventions on the Adoption of the Federal Constitution, 3:579)

Patrick Henry also knew that originally the JURY of PEERS was designed as a protection for

Neighbors from outside governmental oppression. Henry states the following, "Why do we love this trial by jury? Because it prevents that hand of oppression from cutting you off . . .

This gives me comfort—that, as long as I have existence, my neighbors will protect me." (Elliot, 3:545, 546).

MR. HOLMES

Mr. Holmes, from Massachusetts, argued strenuously that for JUSTICE to prevail, the case must be heard in the vicinity where the fact was committed by a JURY of PEERS. ". . . a jury of peers would, from their local situation, have an opportunity to form a judgement of the CHARACTER of the person charged with the crime, and also to judge of the CREDIBILITY of the witnesses." (Elliot, 2:110).

MR. WILSON

Mr. Wilson, signer of "The unanimous Declaration," who also later became a supreme Court Justice, stressed the importance of the JURORS knowing personally both the defendant and the witnesses. "Where jurors can be acquainted with the characters of the parties and the witnesses—where the whole cause can be brought within their knowledge and view—I know no mode of investigation equal to that by a trial by jury: they hear every thing that is alleged; they not only hear the words, but they see and mark the features of the countenance; they can judge of weight due to such testimony; and moreover, it is a cheap and expeditious manner of distributing justice. There is another advantage annexed to the trial by jury; the jurors may indeed return a mistaken or ill-founded verdict' but their errors cannot be systematical." (Elliot, 2:516)

FREEDOM FOR WILLIAM PENN

"Those people who are not governed by GOD will be ruled by tyrants." William Penn

Edward Bushnell and three fellow JURORS learned this lesson well. They refused to bow to the court. They believed in the absolute power of the JURY, though their eight companions cowered to the court. The four JURORS spent nine weeks of torture in prison, often without food and water, soaked with urine, smeared with feces, barely able to stand, and even threatened with fines, yet they would not give in to the judge. Edward Bushnell said, "My liberty is not for sale," though he had great wealth and commanded an international shipping enterprise. These "bumble heads", so the

court thought, proved the power of the people was stronger than any power of government. They emerged total victors.

THE FIRST AMENDMENT

The year was 1670, and the case Bushnell sat on was that of William Penn, who was on trial for violation of a "Conventicle Act." This was an elaborate Act which made the Church of England the only legal church. The Act was struck down by their not guilty vote. Freedom of Religion was established and became part of the English Bill of Rights and later it became the First Amendment to the U.S. Constitution. In addition, the Right to peaceful assembly was founded, Freedom of Speech, and also habeas corpus. The first such writ of habeas corpus ever issued by the Court of Common Pleas was issued to free Edward Bushnell. Later this trial gave birth to the concept of Freedom of the press.

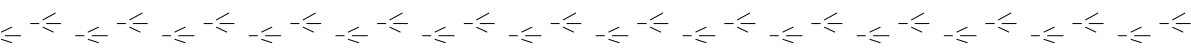
Had Bushnell and his colleagues yielded to the guilty verdict sought by the judge and prosecutor, William Penn most likely would have been executed as he clearly broke the law.

HE BROKE THE LAW!

There would have been no Liberty Bell, no Independence Hall, no city of Philadelphia, and no state called Pennsylvania, for young William Penn, founder of Pennsylvania, and leader of the Quakers, was on trial for his life. His alleged crime was preaching and teaching a different view of the Bible than that of the Church of England. This appears innocent today, but then, one could be executed for such actions. He believed in freedom of religion, freedom of speech and the right to peaceful assembly. He had broken to government's law, but he had injured no one. The four heroic JURORS knew that only when actual injury to someone's person or property take place is there a real crime. No law is broken when no injury can be shown. Thus there can be no loss or termination of rights unless actual damage is proven. Many imposter laws were repealed as a result of this.

IT IS ALMOST UNFAIR!

The trial made such an impact the every colony but one established the jury as the first liberty to maintain all other liberties. It was felt that the liberties of people could never be wholly lost as long as the jury remained strong and independent, and that unjust laws and statutes could not stand when confronted by conscientious JURORS. JURORS today face an avalanche of imposter



laws. JURORS not only still have the power and the RIGHT, but also the DUTY, to nullify bad laws by voting “not guilty.” At first glance it appears that it is almost unfair, the power JURORS have over government, but necessary when considering the historical track record of oppression that governments have wielded over private citizens.

JEFFERSON’S WARNINGS!

In 1789 Thomas Jefferson warned that the judiciary if given too much power might ruin our REPUBLIC, and destroy our RIGHTS!

“The new Constitution has secured these [individual rights] in the Executive and legislative departments: but not in the Judiciary. It should have established trials by the people themselves, that is to say, by jury.”

The Judiciary of the United States is the subtle corps of sappers and miners constantly working under ground to undermine the foundations of our confederated fabric.” (1820)

“. . . the Federal Judiciary; an irresponsible body (for impeachment is scarcely a scarecrow), working like gravity by night and by day, gaining a little to-day and a little to-morrow, and advancing its noiseless step like a thief, over the field of jurisdiction, until all shall be usurped from the States, and the government of all be consolidated into one. . . . when all government . . . in little as in great things, shall be drawn to Washington as the centre of all power, it will render powerless the checks provided of one government on another and will become as venal and oppressive as the government from which we separated. (1821)

“The opinion which gives to the judges the right to decide what laws are constitutional and what are not, not only for themselves in their own sphere of action, but for the legislative and executive also in their spheres, would make the judiciary a despotic branch.

“. . . judges should be withdrawn from the bench whose erroneous biases are leading us to dissolution. It may, indeed, injure them in fame or fortune; but it saves the Republic. . .”

YOUR TURN!

You—as a juror—armed merely with the knowledge of what a COMMON LAW JURY really

is and what your common law rights, powers and duties really are, can do more to re-establish “liberty and justice for all” in this State and ultimately throughout all of the United States than all out Senators and Representatives put together. Why? Because even without the concurrence of any of your fellow jurors in a criminal trial, you, with your single vote of “NOT GUILTY” can nullify every rule or “law” that is not in accordance with the principles of natural, God-given, Common, or Constitutional Law. It is precisely this power of nullification that makes the trial by JURY one of our most important RIGHTS. It can protect and preserve all of the citizen’s other RIGHTS.

PROCLAIM LIBERTY!

Inscribed on our hallowed LIBERTY BELL are these words “PROCLAIM LIBERTY THROUGHOUT ALL THE LAND UNTO ALL THE INHABITANTS THEREOF.”

• Lev. XXV X

“Government is not reason; it is not eloquence; it is force! Like fire, it is a dangerous servant and a fearful master.”

• George Washington

“Woe to those who decree unjust statutes and to those who continually record unjust decisions, to deprive the needy of justice, and to rob the poor of My people of their rights...”

• Isaiah 10:1,2

TAKING THE PLUNGE!

“My people are destroyed for lack of knowledge...!”

• Hosea 4:6

“The only thing necessary for evil to triumph is for good men to do nothing.”

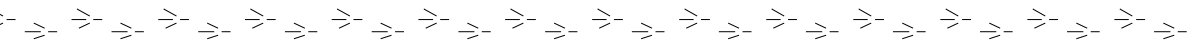
• Edmund Burke 1729-1797

“If My people which are called by My name, shall humble themselves, and pray, and seek My face, and turn from their wicked ways; then will I hear from Heaven, and will forgive their sin, and will heal their land.”

• II Chron. 7:14

“We must obey GOD rather than men.”

• Acts 5:29



The following opinions and findings are the opinions and findings of the author only and not necessarily the opinions and findings of The Independent American, it's staff, editors or writers.

Ha Ha!



The Kiss-Off Commentaries

by Pug Mahone

A couple of months ago I began this column with the heading, *Gun Confiscations Begin and Neutered Amerikan Wimps Do Nothing*. Considering the terms I used and solution I suggested, I was pleased and mildly surprised that the article was printed basically intact. I can tell you that no other publication would have had the courage to print the article.

I was further surprised, this time more than mildly, when I was shown the responses *The Independent American* received to what I had written. I am told that the editors and some of the staff writers may have slept a few nights with one eye open waiting for the door to be broken down and their families Wacoed.

This should say something of the state of the union today. To suggest self defense when a group of policy enforcement "officials" break the law and steal private property under the threat of lethal force should never elicit fear by those suggesting a course of action outlined in The Declaration Of Independence. The

policy enforcement "officers" that took part in the unlawful theft of firearms in Oshkosh, Wisconsin should, at the least, be fired. The scumsuckers that ordered the theft of property should be tried and when found guilty, imprisoned! Should the State government of Wisconsin take such action, perhaps some confidence in such government may be partially restored.

The editors of *The Independent American* continue to support free speech and American principles. I am assured, *again*, that I won't be censored, other than grammatical errors and the (*ahem*) occasional swear word. Despite the fear of the terrorist threat of being swat teamed in the early morning hours, the editors of this magazine are bravely standing up to the threat.

But there's even better news! The response from readers were overwhelmingly favorable to my comments! Enough to restore my hope that Americans will not just sit down and allow their Rights to be stolen. Americans seem to be learning what I have learned. The real terrorists are in government. They break the law and ignore the Constitution. When confronted with their actions, false allegations of aiding terrorists are alleged and threats of arrest or murder by swat team are menaced.

Despite these threats, I and others have and continue to speak out. Most of us who do speak out are still here. No swat teams, houses not burned to the ground, not even a knock on the door. Why? Because there are not enough of the sycophants to handle the entire population of an enraged America. They are counting on fear to keep those of us who know what is happening in America quiet. They also use

their propaganda arm, the main stream media, to foster a politically correct, socialist mind set upon each succeeding generation who will not hear the truth due to the fear of many to speak out and wipe away their lies with truth.

This magazine is helping to change that.

Well, it seems *The Independent American* is publishing another special issue. This issues special is going to be about *you and your Rights* and I've been asked to contribute with something along the guidelines of what your Rights are and what it means to be a Citizen.

Forget what you've been taught in the government brainwashing centers we call public schools. When it comes to real citizenship, there are better sources to learn from. I always refer anyone asking to go right to the original writings of America's founding fathers.

First, read the Constitution! No other document or person can tell you any better how government is *supposed* to operate and function. The Constitution was written during a time when anyone with a 6th grade education could understand it's meaning. Today you are told that only a supreme court justice with years of schooling in law may interpret the Constitution. This is pure nonsense! The early Americans who wrote the Constitution left writings as to it's original intent. Thomas Jefferson in the Kentucky Resolution of 1798 said of the Constitution's interpretation, " That the government created by this compact was not made the exclusive or final judge of the extent of the powers delegated to itself; since that would have made its discretion, and not the Constitution, the

measure of its powers; but that as in all other cases of compact among parties having no common Judge, each party has an equal right to judge for itself, as well of infractions as of the mode and measure of redress."

It is up to American Citizens to know and understand the Constitution which defines our form of government. Each Citizen is therefore a judge of government action. When government takes actions that are beyond the powers delegated to it, it is up to the Citizens to restrain government in a mode and measure of redress necessary to restore lawful government. Before you can know when government has usurped powers beyond those delegated to it, you must know what those powers are. They are spelled out completely in the Constitution. You *must* read, understand and know it.

Also as important is The Declaration Of Independence. The Declaration sets in writing why Americans as a people found it necessary to throw off the shackles of a tyrannical government. It lays out the abuses suffered by what was then subjects of the crown and that government's inaction toward complaints raised by the people. It explains that there are inherent Rights endowed upon men by their Creator. Rights do not come from governments. Being created in the image of God, men have certain unalienable Rights. No government on earth has the authority to infringe upon those Rights. Governments will certainly resort to force when intimidating their subjects or Citizens to relinquish the exercise of those Rights, but such force is not backed by authority. In such a case opposing force mustered by the Citizens may lawfully be brought to bear against such a criminal

government to abolish it and establish honest institutions of honest government. Or as more eloquently written by Thomas Jefferson as part of the Declaration Of Independence, "That whenever any Form of Government becomes destructive of these ends, it is the Right of the People to alter or to abolish it, and to institute new Government, laying its foundation on such principles and organizing its powers in such form, as to them shall seem most likely to effect their Safety and Happiness."

America's forefathers were wise men. They knew that the best way to ensure their safety and happiness was to chain government within the bounds of a Constitution that specifies how government is supposed to function. Any function that government takes upon itself that is not specified in the Constitution is a usurped power. Any action taken by government under the supposed authority of a usurped power is, in fact, a criminal act. This was meant to keep government small and working for the will of the people instead of what government perceives as the people's best interest.

As an added measure meant to prevent future violations of the Rights of individuals, America's forefathers also wrote a Bill Of Rights. Many of the delegates of the several States were apprehensive of ratifying the Constitution as written and voiced the need to further restrict government by enumerating certain Rights of individuals within a Bill Of Rights that government was not to abuse. These were all Natural Rights that are considered inherent within mankind as eluded to through The Declaration Of Independence and are a portion of the Rights endowed upon men by their

Creator under the Rights to life, liberty and the pursuit of happiness. Without the Rights enumerated within The Bill Of Rights there can be no liberty.

The authors of The Bill Of Rights thought the issue so important that a preamble like the preamble of the Constitution was written to introduce The Bill. This preamble is left out of modern text books today, but should be read by all Americans while remembering the circumstances of the drafting of the Constitution. This preamble reads thusly;

"Conventions of a number of States, having at the time of their adopting the Constitution, expressed a desire, in order to prevent misconstruction or abuse of its powers, that further declaratory and restrictive clauses should be added: And as extending the ground of public confidence in the Government, will but ensure the beneficent ends of its institution RESOLVED...the following articles be ... part of the said Constitution;"

The Bill Of Rights is here described as a set of declaratory and restrictive clauses binding government from misconstruction of the Constitution and the abuse of individual liberty. The Bill Of Rights itself spells out in very specific terms some of the Rights which government shall not abuse and remain the legitimate government of the united States of America.

Following is a reprinting of The Bill Of Rights. As an American you must learn them, know them and understand that any government whether local, State or federal has no authority to abridge, abuse or infringe upon any of these Rights.

Article I

Congress shall make no law respecting an establishment of religion, or prohibiting the free exercise thereof; or abridging the freedom of speech, or of the press; or the right of the people peaceably to assemble, and to petition the Government for a redress of grievances.

Article II

A well regulated Militia, being necessary to the security of a free State, the right of the people to keep and bear Arms shall not be infringed.

Article III

No Soldier shall, in time of peace be quartered in any house, without the consent of the Owner, nor in time of war, but in a manner to be prescribed by law.

Article IV

The right of the people to be secure in their persons, houses, papers, and effects, against unreasonable searches and seizures, shall not be violated, and no Warrants shall issue, but upon probable cause, supported by Oath or affirmation, and particularly describing the place to be searched, and the persons or things to be seized.

Article V

No person shall be held to answer for a capital, or otherwise infamous crime, unless on a presentment or indictment of a Grand Jury, except in cases arising in the land or naval forces, or in the Militia, when in actual service in time of War or public danger; nor shall any person be subject for the same offence to be twice put in jeopardy of life or limb; nor shall be compelled in any criminal case to be a witness against himself, nor be deprived

of life, liberty, or property, without due process of law; nor shall private property be taken for public use, without just compensation.

Article VI

In all criminal prosecutions, the accused shall enjoy the right to a speedy and public trial, by an impartial jury of the State and district wherein the crime shall have been committed, which district shall have been previously ascertained by law, and to be informed of the nature and cause of the accusation; to be confronted with the witnesses against him; to have compulsory process for obtaining witnesses in his favor, and to have the Assistance of Counsel for his defence.

Article VII

In Suits at common law, where the value in controversy shall exceed twenty dollars, the right of trial by jury shall be preserved, and no fact tried by a jury, shall be otherwise re-examined in any Court of the United States, than according to the rules of the common law.

Article VIII

Excessive bail shall not be required, nor excessive fines imposed, nor cruel and unusual punishments inflicted.

Article IX

The enumeration in the Constitution, of certain rights, shall not be construed to deny or disparage others retained by the people.

Article X

The powers not delegated to the United States by the Constitution, nor prohibited by it to the States, are reserved to the States respectively, or to the people.

Many holders of public office along with the talking heads in the propaganda arm are arguing that government should have the power and authority to abridge these Rights in the face of the ongoing hoax that is being labeled “the war on terror”. As with the “war on drugs”, “the war on terror” is being perpetrated by those behind the scenes to promulgate attacks upon the Natural Rights of Americans.

The thought of giving up liberty in exchange for security was clearly abhorrent to the founding fathers. As Benjamin Franklin put it, “People willing to trade their freedom for temporary security deserve neither and will lose both.” America’s forefathers founded a Constitutional Republic based on the people. The Citizens, who comprised the Militia, were the source of all actions securing liberty and security. The Militia would handle all emergencies at a local level. The Militia would be organized into the armed forces in cases of war, insurrection and invasion.

If our country were of the same quality as the Constitutional Republic founded by it’s forefathers, no pretended authority to limit Natural Rights would be perpetrated. In the case of an attack on the level of 9/11/2001, America’s borders would have been closed and passports checked on anyone entering the country. Since Militias were mustered from the local populous, security in America’s hometowns would be easily attained. You’d merely have neighbors greeting each other in the streets for security. National IDs not required. Of course, we no longer have an honest government adhering to the Constitution. It should also be noted that without our current criminal government, the terrorist attack would not

have occurred. I will refer the reader to Alex Jones’ excellent documentary, *9-11 The Road To Tyranny* for documentation of the evidence, which is too extensive to catalogue in this article.

Now, after some study of the founding documents, you know what Rights you have as an American Citizen. But knowing your Rights is not the end all be all of what it means to be a Citizen.

There have been many scumsucking communist politicians that have claimed that with Rights come responsibilities. If they’d shut their lying pie holes right there, they’d be half right. You can always count on commies to continue spewing their useless drivel, so you know they’re going to continue until they’re completely wrong. The scum-pile commies continue to claim that the Constitution was a radical document, giving a radical amount of freedom to individuals. Once individuals begin to abuse that freedom, government must take steps to limit that freedom. This was a direct quote from Slick Willy. It is also a philosophy being followed by the Republican and Democratic politicians in office.

We have already covered that Rights are endowed upon men by God and can not be limited, regulated or infringed upon by governments. Godless communism may contend against theistic ideology. Communists hate that there exists a higher authority than it’s own totalitarian control systems. Despite your position on theology, the idea of Rights being endowed by God is the American idea. You may think of individual Rights being of a higher order than the authority of government if you wish.

Where commie politicians are half right is that there *are* responsibilities that come with being a Citizen, but the ideology and what these responsibilities are is completely different in the American system of government. Communist ideology contends that laws and constitutions are “living documents” that may be re-interpreted to mean anything that government wishes. Governments are the final judge of the extent of its powers and what the responsibilities of its subjects are.

This is in direct conflict of what the founding fathers wrote. Remember, Thomas Jefferson stated, “That the government created by this compact was not made the exclusive or final judge of the extent of the powers delegated to itself.” You can read the above paragraphs to find out how to research what your Rights are, but under the American idea of government, just what are your responsibilities?

In America, law is supposed to be based on the concept of “common law”. The concept of common law was developed many centuries ago when early Europeans developed loose knit community governments. It was common within the ancient Greek city of Athens and its surrounding territory. The Roman Republic was built on the concept of common law only to be replaced by Roman law when the Republic became an empire. Common law developed all over Europe being employed by Celts, Germans, Norse and even adopted by the early English, later to be dumped in favor of monarchist socialism.

The concept of common law was based upon the idea that men were free and at liberty as long as they did not violate the Rights of others. Those Rights were never regulated by government. Rights were only revoked in individuals who violated the

common law Rights of others. Let’s take the example of the drivers license again. Under the system of American common law and Rights, Citizens have the Right to travel. Government has no authority to abridge that Right. A license is basically permission to do that which would otherwise be illegal. Since a Citizen has no need of government’s permission to exercise a Right, Citizens may freely use the roads to travel without a license. A Citizen that has not committed a crime (A real crime. Not a political crime) may exercise all of his or her Rights at his or her own discretion.

When an agent of government policy demands that you be certified before exercising your Right to travel, government and the agent of government is committing a crime by abridging your Right to travel.

If I punch a person in the stomach until they agree to tear up their driver’s license, I have violated that person’s Right to contract, to be secure in his property and person and his Right to pursuit of happiness. In fact, I would be guilty of assault and my Rights would be revoked while I enjoyed a lengthy prison stay. We see from this example that the basis of common law is to keep everyone’s Rights intact. This is the responsibility of Citizens. To exercise their Natural Rights while allowing others to exercise their Natural Rights as well.

America’s founders needed to spell out what would constitute a crime which could result in the forfeiture of an individual’s Rights. For guidelines they would use The Bill Of Rights as Constitutional guarantees that no law would be legislated that would infringe upon the Rights enumerated. The founders also used Biblical principles to legislate what would constitute a crime resulting in the individual’s forfeiture of Rights. The

Ten Commandments spelled this out perfectly for them and the crimes of murder, theft, fraud, etc. became the common sense reasons for revoking a violators Rights.

America was founded during a period when neighbors were valued as friends and every American learned in Sunday school how to treat a neighbor. The early Americans took to heart the lessons of the sermon on the mount and the lessons from the book of Leviticus on how to be a good Citizen. It is this interaction of the people among themselves that is the cohesive force of America. In fact, it is John Adams who said, "Our Constitution was made only for a moral and religious people. It is wholly inadequate to the government of any other."

Here lies the responsibilities of Citizenship. It's all in the attitude. You can live a moral and upright life, exercising your Natural Rights and not interfering with the Natural Rights of others, choosing your representatives in government wisely and helping or joining your local Militia to see to it that our Constitutional Republic is restored and passed on to your children. To abrogate these responsibilities is to assist in the destruction of the American Republic.

What will it be for you? If you do not make the choice to help restore the Republic, you are making the choice to aid in it's destruction. After all, The Declaration Of Independence does spell out another duty or responsibility as I continually point out throughout this column. "We hold these truths to be self-evident, that all men are created equal, that they are endowed by their Creator with certain unalienable Rights, that among these are Life, Liberty, and the pursuit of Happiness. That to secure these rights, Governments are instituted among Men, deriving their just powers from the

consent of the governed. That whenever any Form of Government becomes destructive of these ends, it is the Right of the People to alter or to abolish it, and to institute new Government, laying its foundation on such principles and organizing its powers in such form, as to them shall seem most likely to effect their Safety and Happiness."

This brings us full circle to the beginning of this column. In Oshkosh, Wisconsin Americans witnessed the violation of the most basic of Natural Rights of their neighbors by a hostile government bent on those violations. On April 19, 1775 when a hostile government dispatched a regiment of marines to violate the exact same Rights of Americans, the neighbors of the early Americans shouldered muskets (the assault weapons of the day) and came to their rescue, shooting the scumsuckers, sending them fleeing back to fortified positions and starting a brutal war that gave birth to our great country. Today, we have lost our Constitutional Republic. We did not lose our country in a war. We lost our country through apathy and inaction. With every violation in our late history, we have, thus far, failed to shoot the scumsuckers violating our Natural Rights. This is how we lost! What I wrote two months ago still stands. The scumsuckers will perpetrate this crime again. The next time maybe some responsible Citizens will shoot them up!

**I PLEDGE ALLEGIANCE TO THE FLAG
OF THE UNITED STATES OF
AMERICA, AND TO THE
REPUBLIC, FOR WHICH IT
STANDS; ONE NATION,
UNDER GOD, INDIVISIBLE,
WITH LIBERTY AND JUSTICE FOR ALL**



Live Free Or Die

By Tom (from New England)

NEWS FLASH: On October 25th, 2004 as I was finishing this column, Russia, China, and Cuba decided they will no longer support the dollar, and off-loaded their U.S. Currency to the tune of a few billion dollars. This was NOT reported in the major mass media, and was only mentioned on a few foreign news agencies. Interestingly enough, two weeks prior the Israeli news service Debka made what could be considered a prediction that this would happen. The two major opinions I've heard is that they received information that something (such as an attack) may be happening in the near future and reacted to it, or that it is a move to further disrupt the country before the elections. This incident could result in further economic and sociopolitical problems for the country, so The Independent American will be following the story as it develops..

Before I begin, let me request everyone have a moment of silence for an old school survivalist whom I recently learned passed away a couple months ago. Those of you who were a part of the online survivalist community during the 1990s should remember "Saint Anarchy", who was a regular contributor to the electronic newsletter Phantasy published by The International Information Retrieval Guild (IIRG) <http://www.iirg.net/>. The IIRG is a well-known group of hacker/survivalists who have been involved in the technological survival movement since 1982, of which Saint Anarchy was a founding member. Saint Anarchy was killed earlier this fall while on active duty in Afghanistan. He will be missed by many who remember his expert skill at survivalism and

unique sense of humor. The IIRG is working on releasing some more of his works written before his death, so watch their site for further details. Rest well, old warrior. "De oppresso liber" first, last, and always.

As readers of this periodical might be aware, I am a reservist in the U.S. Armed Forces, and by the time this goes to print will have finished a "TDY" tour at a military post somewhere in the Eastern U.S. In spite of the machinations of the Clinton administration and other such totalitarian scum, there are still quite a few of us in the military who know what the U.S. Constitution is, and take our oath to defend it against enemies foreign and domestic very seriously. So at the time I am living more than a couple hours away from the homestead right in the smack dab in the middle of prime terrorist targets. Of course the contingency kit stays close-by because you never know when a temporary lapse in the defensive posture of your hosts may result in a situation that requires it. Since I'm on a military post, firearms are a no-no unless you're an MP on duty. I always figured that if you opted for Vermont-style carry no matter what the location you'd have a safer environment, but such decisions are left to those more "politically correct" than I. At any rate, Uncle Sam once taught me "Getting access to a weapon is easy." If the need truly arose for me to get a firearm in my hands, I'd have no problems getting one. The most effective weapon in the world is the one that resides between your ears. So the firearms get left at the homestead, and I make a mental note to look for off-post locations to set up a temporary cache in the event my intelligence sources indicate that such a step is necessary. The contingency kit gets modified to reflect the possibility of a 200+ mile commute home under TEOTWAWKI conditions should it become necessary.

I was commuting back to the post from the homestead late one Sunday evening, and of course had the contingency kit with me, along with a few radios from my collection of ham gear. Now generally speaking when you drive onto a military post with a current military ID and DOD vehicle pass affixed to your car they usually wave you on through with a minimum of questions. They do conduct random searches of vehicles, and when you drive onto a military installation you

automatically give consent to be searched. (There are signs prominently posted to this effect at the entrance.) This time they decided to choose my vehicle for the random search. Now I carry a lot of various and sundry items in my car as a result of my civilian job, lifestyle, and hobbies. They range from tools, to camping gear (contingency kit), to electronics. So much that they spent two hours going through it trying to figure out what some of it was. I might add that they were completely professional and courteous while doing this, and I have no complaints there. Being a rural property owner, amateur radio operator, and part-time communications technician, I'm sure some of the stuff I had in the vehicle looked pretty unusual to a bunch of non-technical urban dwellers. Here is the punch line. After two hours of looking through this trunk-full of camping and survival gear, ham radios, tools, assorted electronics parts, and god-knows what else (but definitely no firearms or ammunition) the only thing they had an issue with were a couple knives I had in my contingency kit. Apparently knives are now considered "dangerous weapons" and you cannot bring them on post, in spite of the fact that you can buy them at the PX. I always consider knives to be tools rather than weapons because getting stuck with a knife as a weapon indicates that you are in pretty dire straits. You are always much better off using the knife as a tool to make a better weapon such as a simple wooden spear, or to make various simple booby traps to remotely defend your current location. They had me sign them in for "safekeeping" at the public safety building until I commuted back to the homestead the next weekend.

Now the military does a criminal records check on everyone who joins. If you have a felony conviction or even certain misdemeanors you're not eligible for military service these days. Furthermore, most jobs in the military require a security clearance. Getting a security clearance involves yet another background check. Anyone who acquires a security clearance in the military has pretty much gone through the same type of check that a police department would do for a CCW permit; only more detailed. All military personnel are familiar with weapons. While the Army and Marine Corps get a little more training than the Navy and Air Force, everyone gets the basics of safe handling and

marksmanship similar to what a civilian taking a hunter safety or CCW course would get. Furthermore, when I went through Army Basic Training they gave us a course of instruction on how to use various items such as entrenching tools, helmets, and even our web gear as improvised weapons. So we have a group of people who have no criminal background, have most likely gone through the process of getting cleared for classified information, are responsible for the nation's defense (and have sworn an oath to that effect), and are combat trained (some more than others). Yet, they cannot carry a simple pocketknife around? Now it gets even better than that. I later, after recovering my tools, managed to get a copy of the post regulations regarding "dangerous weapons". It turns out that only the carrying on one's person of a knife in excess of 3 inches blade length is prohibited; unless they are engaged in some outdoor activity (hunting & fishing), or it is for work related reasons. It turns out the stuff was "legal" after all. I now know why they simply wanted to act like nothing happened when I went to pick up my property. I actually had a good laugh when I examined one of the knives they put in "safekeeping" for me. One of my usual daily carry knives is a SOG Flash. It is an assisted opener. When I examined it, there was a small amount of what appeared to be dried blood on the blade edge, as if it was opened by someone unfamiliar with its operation and not being too careful with it. I just hope they can handle their firearms more competently than that.

The right to bear and keep arms is one of the fundamental civil liberties of an American; despite what socialist totalitarians, also known as the politically correct, tell you through their propaganda devices. What many people fail to realize is that the U.S. Constitution and Bill of Rights do not "grant" any rights. They are granted to you from God by the fact of your very existence, and those documents simply acknowledge that fact and unequivocally state that they "shall not be infringed". Your rights, however, are only as unalienable as far as you are willing to go to defend them. The founding fathers of this country, a rowdy, curmudgeonous, and visionary lot, (God bless 'em all!) realized this and that is one of the reasons this country was created as a constitutional republic, and not a democracy (mob rule). Unfortunately things

have gone downhill since then, and an independent American is at a noted disadvantage these days when trying to keep his rights from being infringed. In the spirit of the late Saint Anarchy, and in line with the "rights" theme of this issue, I will talk about practical ways to maintain your right to bear and keep arms. Of course, Saint Anarchy was a practical man and would have disdained political soap-boxing, symbolic protest, and what passes for "activism" these days. His attitude would be more along the lines of another underground culture; "grow your own".

One of the first survivalist groups I studied when I got into this field over twenty years ago were the Ninja of medieval Japan. Disregarding how the image of Ninjitsu has been altered by American pop culture since its introduction to the country, the Ninja were some pretty competent survivalists. Banned from bearing arms, they adapted common farming implements into weapons DIY-style and developed special fighting techniques to enable them to prevail against their enemies. Savvy survivalists should take a lesson from that, especially considering the proliferation and expertise of hobbyist machinists and small machine shops in this country. On a more introductory level, the individual with some knowledge and a small workshop would be more than capable of turning out some interesting stuff. Probably the best book series on improvised weaponry is the Poor Man's James Bond series by Kurt Saxon. Although it is often decried as a "bomb making manual" by various statist types and their media lackeys, the truth is that it is a comprehensive DIY course on improvised weaponry of all sorts. The manufacture of improvised explosives is only a very small portion of the subject matter covered. Kurt Saxon is still alive and running Atlan Formularies <http://www.survivalplus.com/>. The PMJB series is now up to five volumes, and published on CD-ROM. Another classic book series is the four volumes of Black Medicine, written by N. Mashiro and published by Paladin Press. Black Medicine discusses the human body's vulnerable points and natural weapons, and common items that can be used as improvised weapons. Those two book sets should be considered a must-have in your library, and complement each other. I also like Street Ninja, by Dirk Skinner. It is a modern adaptation of the ancient martial art, and

contains a lot of useful information for the survivalist.

Your project for the next two months will be to acquire these books, and read them completely. In the next installment of Life Free or Die, I will continue further discuss DIY improvised weaponry, self-defense, and the right to bear and keep arms.



North Woods Traders

Presents books and old time radio programs on computer CD and music CD.

In HTML format; North Woods Traders library disk. This is a computer only CD containing 52 literary books by Jules Verne, H.G. Wells, Bram Stoker, Edgar Rice Burroughs, Mark Twain and many more. There are also 10 children's collections by Kenneth Graham, Beatrix Potter and more. Price-\$9.95

In PDF format; The First Year of The Independent American. Get the entire first year of The Independent American. Follow the ongoing series of articles on making your own ammunition. Read about survival firearms. Learn the secrets to evading thermal detection equipment and even radar. If you've missed any of The Independent American's first year, you need this disk. Price-\$15.00

Send money order to:
North Woods Traders
P.O. Box 211
Fernwood, Idaho 83830

How To Live On Nothing II

by Douglas P. Bell

Since I can only cover so much in each article, I decided to break this up and will cover several things here that I didn't have room for the first time around. Some of this may be old hat to a lot of you. After all, the things my Grandmother taught my Mother, who taught me, that I've been doing for the past forty years is no great secret, but I'm always picking up a newsletter, magazine or what have you, and they are listing a "new" tip that someone just discovered and wrote to them about that they "discovered". No one is born knowing this stuff and there are beginners trying to get started all the time who need this stuff, so bear with me on this, you had to learn it at some point too. OK, the first thing I always get asked is have I done the stuff I write about and does it really work?

The answer is yes, I have done and I do the things I talk about. I'm not a "Duncan", long on BS and short on accuracy, who does his shooting, survival testing and reviewing with a typewriter, and knows nothing about or has never even seen, much less shot, the guns or other things he writes about, not by a long shot!

I shut off my furnace for a month in an upper mid—west winter with almost no change in my lifestyle, just before I wrote the first part of this article so I know it will work! Well yes, I did keep the electricity and water on so I could keep using the lights and computer and didn't need to use the well, but if you have a steam engine like Mike Brown is building and selling, you could live like that too after the rest of the city is SOL. I'm cooking dinner on the wood stove now.

Now that we have that out of the way, first things first. I talked about a wood stove so let's start there.

For a wood burning stove you will need fire

wood, or barring that, something else that will burn, like paper, bones, old furniture, tires, waste oil, coal, well the list is endless. Let's just say after you get started taking care of your own heating needs that you will never look at trash the same way again. Then you need a way to reduce it from its current state to where you can use it.

For most things, like paper, coal, bones (pick up the garbage at the chicken joint, those greasy bones will burn hot and fast if you need to start a fire NOW!), this isn't a big problem as far as getting them small enough to stuff in to the stove. For that couch that the people across the way threw out, it may be a problem. The obvious thing to think of is a saw, and we will get around to them as you will need them later, but here a nice 16 oz ball peen hammer will work great. Not only will you get some much needed exercise, but you can blow off some major steam as well. It's fun!

If you have a big item, wack, cut, or smash it into parts about two-thirds to one-half of the maximum size you can stuff into your stove. This way you won't get stuck with a chunk of something that won't quite fit in that last quarter inch and has already caught on fire. Once you have some things put in the stove, you are reducing the size of the inside of the stove, and need to reduce the size of the rest of the items you can put in, so if it's already small you don't have to worry.

I like to keep a fire going pretty much all day and all night every day in the winter so I'll give you some tips to get a fire going and keep it going. To build a fire in a wood burning stove, first wad up enough paper to fill it, and then throw in some kindling, which is any completely dry wood under two to three inches in diameter, rotten wood, twigs, vines, brush, and the like as you can now stuff in and still leave enough room to put in several larger chunks of wood. Throw in a match, which you got free at the gas station, restaurant, etc., and adjust the damper so there is a good burn but no smoke leaking out

of the stove and it isn't burning full blast. Let the kindling catch on fire so it is going good, and then throw in whatever you've got to burn. Since most stoves have some way to feed from both the side and the top, put it in from the top if you can.

If you need a fire RIGHT NOW and don't have time to wait, well then you can use an accelerator for your fire, of which gasoline and charcoal lighter fluid are the best known. However, most everything will burn, alcohol (use rubbing, save the booze to drink by the roaring fire), aftershave, paint, motor oil, paint thinner, antifreeze, transmission fluid, look around you. Some people may tell you that some of those items won't burn, but believe me, get them hot enough and they will all do nicely. Look for anything that says "FLAMMABLE" on the label and that's your emergency accelerator. Always have a flame of some kind to ignite the accelerator when adding it to the fire, however. Do NOT allow fumes to build up or it will explode when ignited!

Once the fire is going nicely, turn the damper down to the minimum air flow setting that you can with out it smoking you out. This way the fire will burn much longer and will still put out a good amount of heat, rather than heating the stove red hot for a short time. If you want heat around the house, you can shovel up a metal bucket full of hot ashes to set on a couple of bricks as a "space heater". A minnow bucket with the lid that has the holes in the top will work great for this as it greatly reduces the chance of spilling it or dumping the ashes all over.

Since we mentioned saws, and everyone thinks of them first, let's start with the various types of saws and what they would be best. The first saw is a ripping saw and used to "rip" with or along the grain of the wood. The next saw is called a cross cut and is used to cut across the grain. A buck saw is a large saw with large, even "H" shaped teeth used to cut larger pieces of wood. A bow saw is a saw that has a bowed or "C" shaped frame that

attaches to each end of the blade.

Other saws would include the Japanese style saws that cuts on the back stroke instead of the forward stroke so you can get a finer cut because the blade is thinner. Folding camp saws may be of this type.

For the amount of damage that it can inflict on the human body, few things that are legal to buy can match a chain saw, so if you are using one you will need to be especially careful.

Chain saws and buck saws are most useful for cutting down trees and cutting up other large pieces of wood and are not well suited to trimming small branches or cutting small pieces of firewood. Bow saws are excellent for cutting up small trees or pieces of wood too small for the buck saw but too large for the folding saw.

The way I generally do it is I cut up the trees with a chain saw into lengths I want to deal with when dragging them out of the woods, and finish cutting the wood up at the house with the bow saw so as to not bother the neighbors. The folding camp saw is mostly used to cut up the smaller stuff and anything I've already brought in that is slightly too long to fit comfortably in the stove.

One tip: when cutting up logs with the chain saw, make a cut across the log at the distance you will want to cut the logs later. Let's say you keep the logs no longer than six feet when cutting them up out in the woods so you don't have to deal with lots of short pieces of wood when carrying the logs out of the woods, and your stove can burn logs no longer than eighteen inches. When you get home you are stuck with cutting up the logs into lengths from sixteen to eighteen inches long at the longest when finished.

So what you want to do is when you are out in the woods, make three cuts from half to three quarters the way through the log sixteen to eighteen inches apart and then cut the log off

at the fourth cut. The log will still be about six feet long and the cuts mark where you need to finish cutting them with the bow saw when you get home and you won't have to cut as much.

If you are going to get most of your wood from a construction site, and there is always lots of good wood free for the taking (ALWAYS ASK FIRST), you are probably going to be running into a lot of nails. For this you will need a claw hammer. I like the Stanley roofing hammer, but a good Sears (Craftsman) hammer, so if you break it you can get it replaced free, is also a good pick.

The nails won't hurt as far as burning goes, but the nails are always getting caught, snagged, poking holes in things (your feet, your hands, your clothes), so they are a pain to deal with. Also if you burn wood with nails in it, you won't want to dump the ash on the driveway or anywhere where you might step on them either. If you have a cache site fairly near by, you might dump your ashes with the nails in it on your cache. The ashes will make anyone snooping around think that you were just burning junk and the nails will provide the metal content for the metal detectors. Since the nails have had any protective coatings burned off them will also rust quickly and leach into the soil so a metal detector might react like it ran into an iron mine.

If you want to reduce the couch or other furniture that the people across the way just threw out, and it will have a lot of wood in it, a ball peen hammer will be a better choice than the claw hammer. When beating on something and having the hammer bounce back and belt you, you will be glad you had that ball peen! What you want is any wood or other readily flammable material to stuff into your stove, but the cloth generally either won't burn well or will smoke quite a bit, even if it does burn well, so get what you can and then throw the rest back out.

Wooden pallets are available at most

department stores, furniture stores, newspapers, discount stores and the like, so ask around and haul any of them away you can. Some of these pallets are incredibly tough, so they can also be made into excellent work benches, shelves, and many other useful items. In college when we wanted to have a fire for a party, we would get wooden pallets and then have "pallet smashing parties" a few days before the real party. We used 16 oz ball peen hammer to break them up and it was a lot of fun. Kind of dangerous with several of us swinging hammers and broken wood flying everywhere, but a lot of fun.

The next item you will need is a splitting maul. This is sort of a cross between an ax and a sledge hammer. The ax head provides the "bite", and the hammer provides the weight to drive it on in. I'm sort of divided on the use of splitting mauls. First off, any chunk of wood that is just small enough to get stuck in the stove will burn longer than a piece of wood that is broken up into smaller pieces. If you want long lasting heat and are willing to take a lower temperature to get it, go with as large a log or piece of wood as will fit in the stove. However, if you want to get a good hot fire going as soon as possible and don't mind adding wood more often, then split the logs into halves or quarters.

Another tip: if you have a piece of wood that just will not split, don't waste your time on it trying to split it manually, get the chain saw out and cut it up that way. As far as the log splitting machines go, if you borrow or rent one, sure as night follows day some part "that has never failed before" will bite the dust and you will be responsible for it. You've already got a chain saw, so you might as well use it. The chain saw can also earn you extra money by cutting up blow downs, or other storm damage, and you get to haul the wood away to burn.

As long as we are talking about the wood stove, here are some other helpful tips. If your cast iron skillet, dutch oven, or whatever is looking a bit rusty, encrusted with slag, or

just too grungy to deal with, build a nice fire in the stove and drop the offending cast iron object in the fire. This will not hurt the cast iron at all and the fire will burn the cast iron clean. The encrusted slag and other grunge is probably nothing more than burnt grease, so the cast iron will come out looking nice and clean except for a few ashes.

After burning the cast iron clean, let it cool slowly, I just leave it in the stove over night. You will need to re-season it, which means letting the cast iron soak up some grease, oil or fat again so it will not rust and forms a non-stick surface. Wash the cast iron clean and then heat it until it will melt the fat, oil or whatever, just to the point that it will melt without smoking. Coat the cast iron all over and let it heat for awhile at a slightly lower temperature. Cook something with a high fat content the first few times and the cast iron will absorb more oil. Cast iron pots and pans will last literally generations if cared for.

About the only way to hurt cast iron is to cook "blacked" food that requires an extremely high temperature.

Cooking on a wood burning stove is no different than cooking on a regular stove. Generally the areas in the front over the fire, and you might have to experiment a few times to find the hot spots, are for fast heating and cooking, the back of the stove, where the term "back burner" came from, is cooler and you can warm or simmer on the rear of the stove. The rest is pretty much the same as with any stove top range as far as cooking is concerned, make sure nothing boils over, stir the pot so it doesn't stick and so on.

To make emergency fire starters, take a tuna fish or small cat food sized can and cut a length of cardboard so it is just slightly shorter (less tall) than the can. Roll the cardboard into a tight roll and make the roll just small enough to fit in the can. Pour paraffin that you melted in a double burner over the cardboard and let it soak into the cardboard and harden. If you want, you can

add wicks to help get the fire starter going easier by taking string and dipping it in to the melted paraffin and after the string has hardened, inserting it into the cardboard coil after it is in the can, but before you pour the melted paraffin over the cardboard.

Now to keep you warm when you have to go out in the cold and wet. Your feet are where the rubber meets the road, so to keep your feet warm, get four bread wrappers (or other fairly strong plastic bags that will cover your feet with out a large amount of bulk left over), two for each foot, and a roll of duct tape. You should keep a roll of duct tape, the handyman's secret weapon, around at all times anyway, as it is ideal as a patch on a hole torn in your clothes, and repairing just about everything. Put one bread wrapper over your foot, colored or right side out, the ink may contain lead so you don't want it next to your skin, and fold the excess wrapper around your toes, then lay a strip of duct tape down that is long enough to go all the way around your foot under your toes. Put the duct tape under your toes and stand up on it while folding the duct tape over and around your toes. While standing you will keep putting strips of duct tape over, around or under your toes until the area from the ball of your foot and the entire toe area is covered with duct tape with no plastic wrapper showing. This is your inner foot liner.

You will put the inner foot liner on and then put your socks on over it. Next you will put the second bread wrapper over the sock. This keeps your foot from getting wet, well actually it is sort of a wet suit as you will sweat, but your body will keep the water warm so it doesn't matter, while the sock will provide insulation and the outer wrapper will keep the sock from getting wet. You can stand in freezing water without discomfort now.

Paper or plastic will also keep you warm in harsh weather as well. Get garbage bags and either put them over or under your clothes, depending on if you need to stay dry or warm. A good way to do it is to put on a pair of

pants, put a garbage bag over each leg and then put on a second pair of pants over them, basically like you did for the foot liners. Punch a hole for your head and arms and put a garbage bag over your body and put a shirt on. Put a second one over your clothes for a rain coat. The same with paper, just wrap yourself in newspapers under your clothes to stay toasty warm.

Now on to housing. In most areas there is some sort of low rent housing, either called that for low income people, or rent controlled apartments, or something. If you can not or do not want to get involved with that, and I recommend you keep out of any government program where they get to come inspect your home when ever and however they want, then you have other choices which we will discuss here.

If you live in an area where you can buy and park a travel trailer in a trailer park or someone's back yard, see if you can find a good used one and a place to park it. Check this out first however! Many areas are getting to the point where the mobile home parks will not take travel trailers, or older mobile homes, say ten years old or older and trailers in back yards are NOT welcome. Other areas require you to own a certain amount of land to park a trailer on it. The upside of this is you can do pretty much everything to a trailer as you can with a house if the parks and local regs will let you.

If the rents are high (and where are they not?), get an apartment and several roommates to move in with you to share the costs. Look for sleeping rooms in private houses, or houses that are broken up into rooms, flop houses, old hotels, and the like for cheap rents.

A while back one of the TV "newszines" did a report on the well-to-do homeless, mostly women who were dumped for a younger version, who lived out of their cars. They still went to all the places they were known at, the country club or where ever and still used them for showers, to meet people, or whatever, like

they always did. As long as they looked the part, no one noticed anything. For make-up they would hit the department stores for "make-overs" or samples. The point is, as long as they looked clean and well dressed, no one bothered them.

Do you like to stay mobile? Get an old bus of what ever size you want, from a VW mini-bus to a full size school bus, and outfit it to live in. I know of a guy who lives year round in a school bus he converted into a home, and another who outfitted his school bus into a traveling custom leather shop/home so he can travel to various shows, events or where the business is and be set up and ready to make you a coat, hat, slippers or whatever it is you want by the next day. These traveling homes can even be outfitted with propane conversion kits so they can run on propane (or methane) for both the engine and to heat the thing.

The same thing is true of a pickup truck with a topper, either bought or home made. You can live in them and except for license plates, gas, propane to heat them if you use a propane heater, and insurance, cost little outside of maintenance. I know a guy and his wife who lived full time in a pickup with topper for about five years, so it can be done.

Still too much? Every so often I read about some person who rented a storage shed and lived in it.

Somewhere around there will be lighting, electrical sockets, or some other way to tap into the electric lines and maybe even into the phone lines as well.

You don't want to jack up the electric bills or make long distance phone calls of course, but if careful you can probably get away with it for quite awhile. If caught, see if you can get the papers interested in your story and you may be able to pick up some change from that. If you are just pulling this as a stunt or joke and get caught trying to make a media event out of it, well all I can say is the jails are full but they can always make room for

one more.

The other thing I read about every so often is the “wild man” of where ever who lives in a hut, tent, or even trees (in Central Park, NYC no less!) and has gotten away with it for months or years. Of course this is usually dangerous. Not only are you at the mercy of the elements, but also any dopers, nut cases and other scum who feel it is their mission in life to make your life miserable, as well as the cops and park rangers who will be after you. It can be done, because it has been done, but you need to be careful not to get caught at it in most areas.

To say clean, either find a friend who will allow you to use their shower/bath, or check out the local recreational centers in town. If they have a swimming pool, see if you can get at the showers without paying. Also check out the big apartment buildings, often they will have a swimming pool, sauna, and other things open to the people who live there and you can walk in and use the showers (best to do this late night when there are few people around) with no one knowing if you live there or not. Check the hotels and motels that have showers for their pools. If worse comes to worse, break down and buy a membership at the local “Y” or health club so you can use the showers whenever you want with out being worried out being harassed.

As was mentioned when talking about the storage sheds or buildings, people sometimes move into them to live. First you want to case out the joint, see if there are any electrical outlets on light poles, set in the concrete or whatever as that will make running an extension cord in much easier, and get a storage unit close to them.

If there are no obvious outlets, see if you can find a light and tap into it for your electricity, but be careful to either find the main switch and shut it off or if you have to, unscrew the light bulb and put an outlet adapter in so the bulb can be screwed back in, but there are now outlets available to plug into. Run any

extension cords behind, over or around any poles, buildings, or other cover, it would be pretty obvious something is going on if there is a cord hanging from an outlet to a compartment.

Don’t run up a huge electric bill here. If their electric bill doubled over night they will start looking the place over and find you, so use low power, low watt equipment. The 60 watt bulb and hot plate might be over looked, the refrigerator, washer/drier, microwave and electric blanket might not.

As to the phone, you will need a few tools and other items. Get a free-bee throw away phone, or hit the local thrifts for a cheap phone, as well as a couple of alligator clips. Cut the wall jack off the cord, split the wires and solder the ends to the clips. You now have your very own linesmans’ phone. Now taking your 7/8” wrench, find the junction box and open it. Clip on to which ever set of lines look good and make your calls. Don’t make any long distance calls however, because if there are alot of complaints from one area, the phone company might decide they will want to look the place over closely and catch you at it.

Here you have it. You can not live on absolutely nothing, but you can make due with what you have available. If you find yourself suddenly needing to live on a severely reduced budget and in this day and age many are finding themselves in this circumstance you now have the knowledge to survive and improve your situation.



The following article is offered for information purposes ONLY. The making of any primary initiator or explosive is a dangerous undertaking.

DO NOT attempt to make or use any of the compounds detailed within the following text without formal training. Injury or loss of life is possible should accidents occur. The Independent American, it's staff and/or writers are NOT responsible for the actions taken by others.

A Nitrating Component Used In The Manufacture Of Smokeless Powders

by Corcceigh Green

We began our look into the manufacture of smokeless powder last issue in the article, *Nitric And Sulfuric Acids*. These two components in the manufacture of smokeless powder act as nitrating agents. They impart nitrogen to cellulose when properly combined and treated. We will be covering that process in a coming article.

This article will be devoted to another nitrating agent used in double based powders. The following nitrating agent is enormously difficult to work with due to it's extreme sensitivity and explosive force. In fact, I have purposefully kept the name of the nitrating agent out of the title and headers of this article, so that no red flags would be raised for anyone scanning with a search engine on specific parameters. The nitrating agent we will be discussing here is nitroglycerin.

If that made you blink, it should have! If you are sane, you do NOT want to mess with this stuff! It is extremely dangerous and will detonate at the shock of a butterfly flatulating half way around the world! If you breath on this stuff wrong, your lips won't survive re-entry.

At the mention of nitroglycerin, you have to be asking yourself what would make you risk blowing your hoo-haws into orbit by manufacturing this stuff! My advice is DON'T! Buy plenty of gunpowder and reloading components NOW. Before a ban or excessive tax is imposed upon it by traitors in Congress and forget you ever heard about nitroglycerin.

At this point, you know that I am going to continue. It just isn't simple enough to tell you to buy and stockpile what you'll need. Anti-Americans will take steps to search out, find and destroy everything they fear. Upon banning ammunition and reloading components, they will try to take them from your possession as well. You or other Americans may run out. Knowledge of manufacturing what you need will be very important. With this in mind, I am offering this entry in this series of articles to prepare you for making your own smokeless gunpowder.

Nitroglycerin is used in double based powders, which are very effective in the loading of shotgun and handgun cartridges. We have covered the manufacture of blackpowder, which can be effective for shotguns and handguns, as well, but does not generate the pressures needed to operate semi-automatic firearms. If you want to keep your semi-auto pistols and shotguns operating after an ammo ban, you are going to have to master the manufacture of smokeless

powder. For pistols and shotguns, double based smokeless powders are the way to go.

As we stated in our last article of the series, “Smokeless powder can be manufactured, but it is not an undertaking that can be done expediently.” You *must* have the support of a small community of like-minded individuals. You must proceed with extreme caution. Whenever you become frustrated or find yourself hurrying through procedures STOP what you are doing and get rest. When you must have ammo at a certain time, let friends spell you.

The above advice applies especially to nitroglycerin. This is the most dangerous substance you are likely to ever manufacture, supposing you find yourself in the desperate situation of needing it.

Nitroglycerin is a high explosive and extremely unstable. Safety and caution must be the first thought on your mind before during and after it’s manufacture. As with our last entry in this series, throw away those Anarchist Cookbooks and Terrorist Handbooks. The method which I am about to divulge is dangerous enough. The information in the above documents will work, if you survive the procedure. The information, I will share below is safer. Though this information is safer, limit the amount of times you follow it. No matter how safe, repeated manufacture of this agent will eventually result in a catastrophic accident. **Make only what you need. Make only very small quantities of this at a time and store in separate containers in separate areas!**

You may also note that beside being a nitrating agent, nitroglycerin is well

known as a high order explosive and used expediently by terrorists and freedom fighters. [Editor’s note: There *IS* a difference between terrorists and freedom fighters.] The *only* purpose you should possibly have in the manufacture of this explosive is as a nitrating agent. Though, it can be used to create dynamite and TNT, it is far too unstable and there are other alternatives for use as explosives. You must also realize that explosives are indiscriminate in their destructive power. The use of booby traps and expedient grenades to defend one’s home and community is one thing. Planting bombs and causing mayhem is another. It is not the purpose of Independent Americans to cause death and destruction. Independent Americans only wish to live by the true law of the land (our Constitution) and exercise our God-given Rights.

Now that you are past the safety lecture, you may decide that it is safer having a knowledge of dangerous substances than it is to trust anti-American politicians to leave your Rights unmolested. In that case, here is how you may manufacture nitroglycerin.

Material required:

Concentrated sulfuric acid (See *The Independent American* September/October 2004)

Concentrated nitric acid (See *The Independent American* September/October 2004)

Plant glycerin (Apothecaries and health food stores)

Sodium bicarbonate (Drug stores)

2 Large ceramic or glass pans

Glass rod

Small glass funnel

2 Large mouth glass beakers

Glass spoon
Ice
Water
Salt
Litmus paper
Acid resistant gloves, apron and shirt
1 Coffee table with glass top
2 Glass tablespoons
1 Glass 1/3 tablespoon
1 Glass ladle
1 Candy thermometer
1 large glass jar
1 Eyedropper
100 small essential oil vials (Health food stores.

You will need to follow these instructions in a well ventilated and temperature controlled environment. A room with air conditioning and an air blower to vent air outside would be ideal. Make certain your working room is clean and clear of everything. **DO NOT ATTEMPT THIS WITH ANYONE, BUT YOU AND YOUR WORK TEAM IN THE HOUSE OR (PREFERABLY) WAREHOUSE.** Try to keep casualties to a minimum.

Procedure:

Wear acid resistant gloves, apron and shirt.

1. Pour water to fill the large glass jar. Into the water, dissolve 1 teaspoon of sodium bicarbonate at a time until the water has reached the point where no more sodium bicarbonate can be dissolved.
2. Remove any un-dissolved sodium bicarbonate from the water. Place the glass jar nearby for use in case of an acid spill.

3. Set up your coffee table with the glass top under a hooded ventilating system. The blower should be on the outside. Run the blower's intake hose from the hood over the table out to the blower through a window. Set the room's air conditioner (set at the other end of the room) to the lowest setting.

4. On the glass table, set one of the large ceramic or glass pans and fill it with ice. Place one large mouth glass beaker in the center of the glass pan, burying it into the ice. Pour water over the ice forming an ice bath.

5. Use the candy thermometer to measure the temperature of the large mouth glass beaker. The temperature *must* be brought down to below 50 degrees F.

Note: If you cannot bring the temperature down to 50 degrees, you may work on the following procedures with the ice bath and large mouth beaker inside a refrigerator.

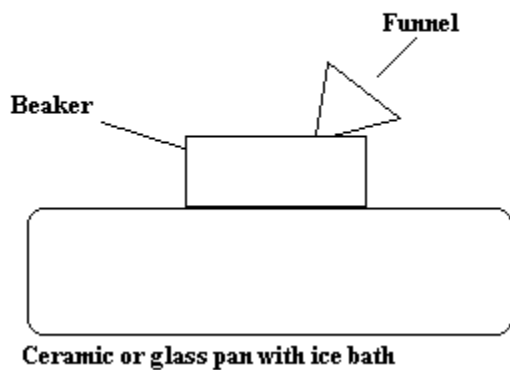
6. When the large mouth beaker has been brought to 50 degrees, use one of the glass tablespoons to place 1 tablespoon of concentrated nitric acid into the beaker.

7. Allow the nitric acid to cool to 50 degrees. Stir the ice bath, add ice and/or salt if necessary. Also consider the use of a refrigerator.

8. **VERY SLOWLY** add 3 tablespoons of concentrated sulfuric acid to the nitric acid. **DO NOT pour the sulfuric acid into the nitric acid.** Place the tablespoon into the nitric acid and allow to mingle. Tip the tablespoon sideways and remove from beaker. Check the temperature after each addition.

Do not allow the temperature to rise above 50 degrees. The mixture of these acids may become unstable at temperatures higher than this. If the temperature reaches 86 degrees, there *WILL* be an explosion! Mixing nitric and sulfuric acids creates heat. Allow the temperature to drop to 50 degrees after EACH addition of sulfuric acid by stirring the ice bath, adding ice and/or salt. Use a refrigerator if necessary.

9. After the acid mixture has stabilized at a temperature of 50 degrees, place the glass funnel into the beaker so that it rests on the lip of the beaker and it's small opening drops diagonally toward the beaker's bottom.



10. Fill the glass 1/3 tablespoon with the plant glycerin and making certain not to spill any, very slowly allow the glycerin to trickle in very small quantities at a time down the funnel and into the acid. **WARNING! Adding the glycerin too rapidly to the acid will create an explosion! Adding glycerin too fast causes a cascading thermic reaction that cannot be stopped by cooling! When this occurs, the mixture WILL explode! Run for your life!**

Monitor the temperature very closely at this point. Stop the procedure when the temperature begins to rise. When the temperature stabilizes at 50 degrees, continue until the entire 1/3 tablespoon has been very slowly trickled into the acid mixture.

Do not use the eyedropper method to add the glycerin to the acid mixture. Adding or dropping too large a quantity of glycerin into the acid mixture will cause an explosion!

11. Extremely slowly and very carefully stir this mixture with the glass rod. Continue to stir for ten minutes. **DO NOT STIR QUICKLY!!!**

Stirring will cause heat to build. Always monitor the temperature of the mixture. If at any time the temperature rises quickly **STOP STIRRING** and add ice to the ice water bath or refrigerate.

Do not scrape the sides of the beaker with the glass rod while stirring!!! If there is any glycerin between the rod and beaker's side, the pressure will cause an explosion!!!

At this point the glycerin is nitrating and becoming very unstable. Proceed with extreme caution!

Manufacturers of nitroglycerin accomplish step 11 with automated equipment. You may as well by removing the carousel mechanism from a microwave oven, wiring an on/off switch onto it and placing it into a refrigerator. Place the ice bath/beaker and glycerin/acids mixture onto the turn plate of the carousel and affix a glass rod from the roof of the refrigerator reaching down into the beaker.

Make certain that the rod is set to one side of the beaker, BUT do not allow it to scrape the sides!!! Set the carousel on it's lowest speed and go hide behind a rock for ten minutes when you'll come back and turn the mechanism off.

12. After ten minutes, place the funnel back into the solution as before.

13. Very slowly add 3 1/2 tablespoons of COLD water to the solution. Allow the water to trickle in extremely small quantities down the funnel as you had the glycerin until you've added the entire 3 1/2 tablespoons.

14. Nitroglycerin will begin to precipitate out of the mixture and settle on the bottom of the beaker. The water will also cause the acid mixture to separate from the water just added and rest on the top layer of the beaker.

15. In your second large mouth glass beaker, add some of the sodium bicarbonate solution filling half of the beaker.

16. Remove the acid mixture from the beaker in the ice bath with the glass ladle or glass tablespoons, placing the acid mixture into the beaker with the sodium bicarbonate solution. Dispose by dumping into an ash bed or on unused ground.

17. Wash the glass funnel in sodium bicarbonate solution.

18. Place the glass funnel back into the beaker with the nitroglycerin.

19. Add sodium bicarbonate solution to the beaker VERY SLOWLY as you had the water.

Monitor temperature at all stages of cleaning the nitroglycerin. Make certain that temperature does not rise above 50 degrees. If the temperature begins to rise cool down as before.

20. Remove the funnel and VERY SLOWLY stir the nitroglycerin in the sodium bicarbonate solution for 1 minute or less. Monitor temperature of the beaker and stop stirring to cool as necessary.

CAUTION!!! THE NITROGLYCERIN IS EXTREMELY UNSTABLE AT THIS STAGE!!! THE LESS IT IS AGITATED THE MORE LIKELY YOU ARE TO SURVIVE!!!

21. Using the ladle or spoon, remove 100% of the sodium bicarbonate/water solution from the beaker.

22. Place a litmus paper on the nitroglycerin to test for acidity. The nitroglycerin *must* be base or slightly alkali. If it is not, repeat steps 18 to 21 until the litmus paper indicates that the nitroglycerin is base to slightly alkali.

If the nitroglycerin is acidic, it will be highly unstable and sensitive until it violently degrades. If you use an acidic nitroglycerin to manufacture smokeless powder, the powder will not explode, but the acid will cause the powder to rapidly degrade until it is useless.

23. Once the nitroglycerin is free of acid, remove tiny portions at a time VERY GENTLY using the eyedropper. Place no more than half of a SMALL eyedropper full into one of the small essential oil vials.

24. Place the vial into a ring box padded with cotton and place the ring box between several inches of foam rubber inside of a working refrigerator.

Do not place ring boxes with nitroglycerin vials on top of one another. Place only one layer on each shelf of the refrigerator. Also place each box so that it is at least 12" from any other box.

25. Repeat step 23 to 24 until the nitroglycerin has been removed and stored.

You will not fill any where near the 100 essential oil bottles with just one manufacturing run using the method above. This is for safety reasons! You **MUST** make only very small quantities at a time and this can *still* get you killed!

I recommend that you and your team follow the above instructions, making several batches until you have manufactured what you need. I also recommend that you only manufacture one batch per day to avoid fatigue and accidents.

We will cover just how much you will need in another entry in this series of articles. I also recommend that you do not even begin to manufacture ANY of the materials in this series until the entire series has been published and you have read it all over several times to know exactly what procedures you will be handling along with your team.

It is also possible to generate the necessary pressures and performance with single base smokeless powders to operate your semi-auto pistols and/or shotguns. If you are desperate enough to consider

manufacturing nitroglycerin to manufacture double based smokeless powders, you should probably consider experimenting with creating a passable single based powder by reducing grain size. More on this later. This will save those of you not equipped or properly trained to manufacture nitroglycerin. For those of you that can acquire the proper equipment and have the training to handle these substances or can get further training, The above instructions will help you out.



advertisement



Montana Antler Craft: Montana Fire starters
For when you absolutely, positively **HAVE** to start that fire! These fire starter will **NOT** fail you!

Comes in small, medium, large and heirloom.
There are also pocket and key-ring models.

Contact:
Montana Antler Craft
P.O. Box 281
Fernwood, Idaho 83830
or call
(208) 245-8015 or 1-800-234-4231 (ext. 56057)

The Get Together

The Get-Together is offered as a directory of personal contacts for survivalists, patriots and Independent Americans. It is a resource for likeminded people to contact each other. As such, please limit your messages to personal issues. Please post your business advertising in the Classifieds.

Thank you.

To have your message published in The Get-Together, send your message with \$1.00 to: The Get-Together, P.O. Box 1894, Iowa City, Iowa, 52244.

The Independent American is looking for some good writers who know their subjects. Contact The Independent American at:

thestaff@theindependentamerican.freeyellow.com

Believe we are witnessing the last days of the Constitutional Republic. Want to set up self-reliant survival community based on the old CPDL principles in the inland northwest.

contact

pub_at_Ind_Am@hotmail.com

Need information on obtaining an allodial title to real property. How to go about it and what it does for you. I am also interested in information on land patents. raparee1640@hotmail.com

To have your message published in The Get-Together, send your message with \$1.00 to: The Get-

Together P.O. Box 1894, Iowa City, Iowa 52244.

Attention Militias and survivalists, The Independent American does not maintain contact lists for the Get-Together. To network anonymously with each other, set up safe internet points and mail drop boxes and retrieve your information from there. This guarantees your anonymity and safety.

Any addresses that are received by us, but not listed as contact points in the message to be published is destroyed immediately. No record remains with the independent American.

Classifieds

Place your classifieds in The Independent American. Just 20 cents per word. Dept. TIA is included free. Send your ad with money order covering the cost to: The Independent American, Classifieds, c/o P.O. Box 21, Fernwood, Idaho, non-domestic [83830]

Books And Magazines

Subscribe to The Independent American; The Magazine For A Free life. Price for 1year subscription is \$15.00. See our subscription information table on our Table Of Contents page in this issue. Or send check or money order to:

The Independent American

Subscription

P.O. Box 1894

Iowa City, Iowa 52244

Thirty Years Of Hounding It, by Gene Lewis. 96 pages soft cover with photos and illustrations. Anecdotes spanning 30 years of experience

hunting with walker hounds for bear, cougar, raccoon and bobcat in the panhandle forests of Idaho. Send \$12.50 ppd. to Corcceigh Green, P.O. Box 21, Fernwood, Idaho, [83830]

Looking for older (pre 1976) gun or outdoor magazines, pre 1930 American Riflemans, and 1950 or earlier gun/fishing/outdoor books. Please send list and prices to: D. Bell, POB 1894, Iowa City, Iowa 52244 or e mail at: indeamer@hotmail.com

Javelin Press has the books you're looking for on guns, courage, survival and freedom. Javelin Press, c/o P.O. Box 31W, Ignacio, Colorado. (81137-0031) and www.javelinpress.com

The Idaho Observer. All the news that's fit to print. The Idaho Observer PO Box 457 Spirit Lake, Idaho 83869, Phone: 208-255-2307

The Pine Tree Journal is an online survival periodical tailored to the New England area survivalist. Check us out at www.hd-works.com

Computers

North Woods Traders has books and old time radio programs on CD. Write to North Woods Traders, Dept. TIA, P.O. Box 211, Fernwood, Idaho 83830 for list of books and programs.

www.libertytreeradio.4mg.com: Internet patriotic music and reporting.

http://theindependentamerican.freeyellow.com

International Information Retrieval Group is back in action. www.iirg.net

Health Products

For high quality homeopathic products:
www.coralonline.com/kbushman

Land

Looking for acreage in Idaho Panhandle. Dent area preferred, Or Kendrick, Julietta, and Dworshak Reservoir. Contact raparee1640@hotmail.com

Pets

http://geocities.com/kittieswhoneedhomes/index.htm

Survival

For the finest firestarters on the market. Montana Antler Craft, P.O. Box 281, Fernwood, Idaho 83830. (208) 245-8015



North Woods Traders

Presents: **The Holy Bible** authorized King James Version on computer MP3 CD. These are spoken word voice files. Old and New Testaments. 2 disk collections. price-\$14.95 S&H included in price. old time radio programs on CD. Write to North Woods Traders, Dept. TIA, Specify **The Holy Bible** MP3 collection on your order and Send money order to:

North Woods Traders
P.O. Box 211
Fernwood, Idaho [83830]



Info-Line



The Lesson of the Pilgrims and The Gift of the Wise Men

by Corceigh Green

Thanksgiving is an uniquely American holiday. Americans celebrate Thanksgiving today with a huge dinner feast with friends and family all gathered around a couple of tables. Typically, there is more than plenty on the table and in the refrigerator. Dinner is usually started with a prayer of thanks for the blessings received during the past year.

The history of this American celebration is covered somewhat extensively in even government funded public schools. As is typical for government supported institutions, however, the whole truth of this history is not being divulged therein.

The whole history of Thanksgiving is a history of persecution, suffering and scarcity of basic necessities. It is also a history of lessons learned and success.

The pilgrims were of a religious community that called themselves Puritans. Their religion was considered outside of the “authority” of the established church of England. In England there has never been a Right of the people

to worship according to their consciences. As a result, members of any religion considered not in compliance with the church of England were persecuted. Under Oliver Cromwell, the Puritan following fought against their own persecution and actually won a civil war against their own English countrymen. Establishing Oliver Cromwell as king of England, the Puritans began many persecutions against other religions like the persecutions committed against themselves.

In another civil war, the Puritans were removed from power and persecutions against them grew more intense. Many were forced to flee to Holland, where they could practice their religion as they saw fit. Others were forced into hiding along the English countryside and back streets.

It was under these circumstances that the Pilgrims (the Puritans who decided to flee the persecution of England) found themselves contracting with the Virginia Trade Company of England to move themselves and families to the “new world”.

On August 1, 1620, 40 Pilgrims and 62 other passengers the Pilgrims called “strangers” set sail on the Mayflower on a course for Virginia. The Mayflower strayed from it’s original course, landing at Plymouth Rock in Cape Cod, Massachusetts on November 11, 1620. After sending expeditions into the new country, the Pilgrim decided to stay and build their community on the spot. Many of the “strangers” also joined the community.

During the voyage, the Pilgrims composed an agreement among themselves based upon Biblical principles, The Mayflower

Compact forbade religious persecution. The Pilgrims had learned a grave lesson from the troubles in Europe. They began to realize that no earthly power could reign over God's Church as the church of England recognizes the king or queen of England as its head.

The Pilgrims did have further lessons to learn, however. Misconstruing a passage from the Bible, Acts 4:32 which states, "And the multitude of them that believed were of one heart and of one soul: neither said any of them that ought of the things which he possessed was his own; but they had all things common.", the Pilgrims set up the first collectivist government on the American continent.

Attempting to pattern a community structure from Acts 4:32, the Pilgrims placed everything they produced into common storage. The buildings, agricultural fields, wells, village ground and even homes were all community property. From this common storage, each member of the community was entitled to one common share.

As with all collectivist societies, this one was also doomed to failure. Being assured of a common share, no matter the member's active role in the production of goods, many members of the community saw a chance at a free ride through life. The heartiest workers were producing all of the goods much to the detriment of their health and welfare.

A common complaint among the Pilgrims who actually worked to produce goods was, "Why should I contribute the goods I produce for others that do not labor and do not contribute to have a share of them when my wife and children often must

suffer without?"

Indeed, that first year at the Plymouth colony was a dreadful one. Due to shortages in food, health was poor and famine was rampant. Fully half of the colony perished due to the poor conditions created by collectivist practices. The wife of the governor, William Bradford, died during the famine of this period herself.

William Bradford wrote of the conditions as such, "The experience that was had in this common course and condition, tired sundry years - that by taking away property, and bringing community into a common wealth, would make them happy and flourishing -- as if they were wiser than God. For this community [so far as it was] was found to breed much confusion and discontent, and retard much employment that would have been to their benefit and comfort. For young men that were most able and fit for labor and service did repine that they should spend their time and strength to work for other men's wives and children without recompense - that was thought injustice."

Such poor conditions commanded an abandonment of the failed practice of collectivism. While apparently thought of as Biblical, the Pilgrims needed to read further into Scripture. Fortunately, they discarded the practice of collectivism in accordance with 2 Thessalonians 3:10-12 which reads, "For even when we were with you, this we commanded you, that if any would not work, neither should he eat. For we hear that there are some which walk among you disorderly, working not at all, but are busybodies. Now them that are such we command and exhort by our Lord Jesus Christ, that with quietness they work, and eat their own bread."

The Pilgrims employed the tried and true system of private property and fair trade practices. Plots of land were given to each family. The Pilgrims were allowed to work their own lands and keep, barter or trade what they produced at their own discretions. Private enterprise was the solution for a starving, dieing colony.

Private enterprise worked very well for the Pilgrims. The very year that the collectivist practice was abandoned and replaced by private enterprise, the Pilgrims' health, welfare and wealth began to flourish. The Pilgrims learned to produce more crops and to fish from local indigenous peoples. It was a time of plenty as written by Bradford, "This had very good success for it made all hands industrious, so as much more corn was planted than otherwise would have been."

The year that private property and private enterprise was employed as the system of governance by the Pilgrims saw a huge increase in productivity. There was a surplus in food, health improved and the overall disposition of the community greatly improved.

That November a solemn feast for the giving of thanks was held. The local indigenous peoples were invited to share in the bounty who contributed deer and turkey to the feast. During this feast, thanks was given to God for the blessings and bounties of the improved conditions of the past year. Another important lesson was learned by the Pilgrims. One which has played an important role in America. Collectivism does not work. It is doomed to fail and when employed by any community, will deteriorate the community and cause it's collapse.

The Pilgrims learned some hard lessons the hard way. These lessons are as important today as they were to the Pilgrims. Fortunately, Americans today do

not have to learn such lessons the hard way. We merely need to pay attention to history. This Thanksgiving, as you are giving thanks to God with your family, teach this lesson to your children. They will not hear this in the public "schools". It is your responsibility to teach the next generation of Americans.



As November fades into the past and December comes around, our thoughts turn from the lessons of the Pilgrims and toward Christmas. Christmas brings with it the story of the Nativity. During this time of year the story of the Nativity is read by many from the gospels. There are many lessons here as there are in all portions of the Scriptures. A great lesson to Independent Americans may be learned from "the three wise men".

We can read of the visit of the wise men in the book of Matthew. This is the only Gospel that reports of the wise men's visit. The book of Luke contains the most detailed report of the events surrounding the birth of Christ, yet gives no details regarding the visit of the wise men. The Gospels of Mark and John skip the subject of the Nativity all together. Events recorded in the books of Luke and Matthew have been pointed to by critics of the Bible in an attempt to claim that the Gospels conflict with each other in the reporting of events. This is not the case, however, as we can easily reason out.

The book of Matthew gives us a very quick gloss over a few of the details leading to the birth of Christ and mentions that he was born, giving none of the details of the birth. The book of Luke gives quite a lot of details leading to the birth of Christ and gives a lot of details of the birth as well. Luke reports that Joseph packed up his wife Mary, who was with child by the Holy Ghost, at the decree of Caesar for the purpose of taxation and traveled to Bethlehem. Upon reaching Bethlehem, Joseph could find no lodging for his wife, but was able to take refuge in a manger. While sheltering in the manger, Mary gave birth to Jesus. As the birth took place, angels appeared to shepherds who were guarding their flocks in the fields at night. The angels announced to the shepherds of the birth of the Christ after which the shepherds journeyed into Bethlehem to witness what the Lord had made known to them.

The book of Luke does not mention the visit of the wise men. Why?

Contrary to the image we have created of the manger scene with the infant Jesus, Mary and Joseph being looked in upon by shepherds and the three wise men, the Gospels tell us a different story. The answer lies in the book of Matthew. Matthew does detail the visit of the wise men, but does not place them at the scene of the birth of Christ. Matthew tells us that the wise men began their journey from the east when Jesus was born, "Now when Jesus was born in Bethlehem of Judea in the days of Herod the king, behold, there came wise men from the east to Jerusalem," In Jerusalem, the wise men inquired of Herod's court where they might find the Christ. This disturbed Herod (the head of a corrupt human based government). Herod made inquiries to the priests and scribes who informed him that Christ would be born in Bethlehem. Herod, then called the wise men to him and told them

to search in Bethlehem. He also asked them to tell him when they found him. He explained that he also wanted to worship Christ, but his motive was to eliminate a rival to his authority.

Herod also needed intelligence. Matthew tells us, "Then Herod, when he had privily called the wise men, inquired of them diligently what time the star appeared." This bit of intelligence turns out to be important. It will help to explain the circumstances of the wise men's visit. For Matthew tells us that the wise men did indeed find the child in Bethlehem, but not in a manger. "And when they were come into the house, they saw the young child with Mary his mother, and fell down, and worshipped him:" Matthew tells us that they found Christ as a young child with His mother in a house.

The wise men did not arrive on the scene at the manger. They arrived later. Two years later. We know this because the wise men, "being warned of God in a dream that they should not return to Herod, they departed into their own country another way." ... "Then Herod, when he saw that he was mocked of the wise men, was exceeding wrath, and sent forth, and slew all the children that were in Bethlehem, and in all the coasts thereof, from two years old and under, according to the time he had diligently inquired of the wise men." The star foretelling the birth of Christ had appeared two years earlier, guiding the wise men on their journey from the east. The star made a second appearance as, "lo, the star, which they saw in the east, went before them, till it came and stood over where the young child was."...."When they saw the star, they rejoiced with exceeding great joy."

Christ had been born two years before the appearance of the wise men, prompting the murderous Herod to massacre all of

children of Bethlehem from two years old and under. Joseph was also warned in a dream to flee Judea into Egypt where he and his family would be safe until Herod's death.

The last century of the era before Christ was economically hard in some areas. This would have been true for Joseph and his family as well. In order to provide for a family in a Roman province like Egypt with a different culture and language, Joseph would have needed a form of real wealth. Fortunately, God provided this wealth through the gifts of the wise men.

Matthew tells us that the wise men did more than visit and worship Christ at His home, "and when they had opened their treasures, they presented unto him gifts; gold, and frankincense, and myrrh." The gifts of the magi, or wise men, couldn't have come at a more opportune moment. If Joseph needed to pack his family from their homes to survive in a strange land, these gifts would be exactly what he would need.

Joseph would have no support or customer base in Egypt that would help him to earn a living at his trade of carpentry. It would take several years to establish himself in his trade and he would be competing against tradesmen already established. To provide for his family's needs, Joseph would need an alternate source of wealth. This would be provided by the wise men's gift of gold.

Gold had been and still is a standard for wealth and trade. Gold is an easily recognizable metal. Brass is the only other substance that could approach the appearance of gold. Gold is easily discernable from brass, however, as gold is softer and may be bit between the teeth. If the metal is marked by the teeth, it is soft gold. Harder brass will not yield, making gold very hard to counterfeit. Gold coin would have been recognizable

throughout the Roman empire. With the Roman stable economy and strict order maintain throughout the empire, gold was accepted everywhere in trade for food, housing and necessary services.

Lessons to Independent Americans in the gift of gold is to have something saved back with which to barter or trade that is recognizable everywhere. Gold worked in Joseph's day because of the stabilizing effects of the Roman empire. Should civilization become unstable, goods to supply more base needs will be better suited. Bad times rarely last forever, however. As soon as a stable method of trade is re-established, gold will be highly tradable once again. If you find yourself in the position Joseph found himself in and must reposition yourself in a foreign land, gold can certainly help you to establish a rapport among the local inhabitants.

The wise men brought gifts that looked to more than the wealth of Joseph, Mary and Jesus. Frankincense was among the gifts that were bestowed upon the Holy Family. Frankincense was quite a costly herb at the time of Jesus' birth. It would trade at more than twice it's weight in gold. This made frankincense a preserver of wealth, but generally was not used as such. Herbs degrade over time in storage. This would make frankincense unsuitable to preserve wealth as gold can do. Frankincense, as mentioned, could create wealth in trade. To demand a price of over twice it's weight in gold, frankincense must have had another value.

It did. Frankincense was valued throughout the middle east, orient, Northern Africa and the Mediterranean as an herb to maintain health and to combat disease. Today scientists affirm that the essential oils of frankincense is an active bacteriostatic. It inhibits the growth of bacterium. Among the diseases that frankincense is known to inhibit is leprosy. Leprosy was rampant during the time of the birth of Christ. This would also make

frankincense very valuable as the word leprosy invoked fear in all who heard it. In aromatherapy, frankincense is used to clear the mind, and promote wellness and health. Those wealthy enough to afford the price of frankincense could expect a longer healthier life. This was important in the first century A.D..

Frankincense could be taken internally to provide the body with antibiotics to defeat diseases, but was more widely used in incense during this period. This had more than the effect of making a room smell good. This had the effect of spreading the resin of the plant throughout the house. The resin of the plant is what contains the bacteriostatics. as the resin is spread through the house, it would cling to walls, clothes and inhabitants leaving an anti-bacterial coating.

During this time, many people would succumb to disease and plague. Joseph was about to move his family from the familiar territory of his homeland whose bacterium and diseases their bodies had become immune. Egypt would have it's own population of bacterium, viruses and diseases that the Holy Family's bodies would not have developed an immunity to. Frankincense would have greatly aided the Holy Family's survival in their strange new territory.

The lessons to Independent Americans is to make preparations to maintain health. Frankincense was used for this reason during Jesus' life. It worked then and still can be deployed by Independent Americans. Frankincense is being sold by many health food and alternative health stores today. Frankincense is deployed in my own alternative repertoire to maintain health, as is echinacea/goldenseal tonic, oil of oregano, olive leaf extract and water soluble silver all contributing to combating infections.

Like frankincense, myrrh is an herb that grows within the middle east and orient. It is also another gift bestowed upon Christ by the

wise men. Like gold and frankincense, myrrh was quite expensive and had it's purpose for being offered to the Holy Family to help with their survival in a strange land.

Modern anthropologists have identified that one of the reasons life expectancy among earlier cultures was low is due to poor dental care. If not cared for, the teeth and gums will deteriorate. Bacterial growth will increase and invade the blood stream causing infections, poisoning, and toxemia of the internal organs. All of this contributes to the deterioration of overall health and depending upon the severity of the infection or toxemia can cause death.

Myrrh was known in Jesus' time, as it is now, in aiding the gums to fight infection and to repair wounds of the gums caused by infection. The herb contains antibiotic and anti-oxidant properties. A mouth wash and toothpaste utilizing myrrh as an ingredient will prevent ill health due to dental problems. Myrrh would have seen to the Holy Family's dental needs. Preserving dental health would have certainly provided long life and health.

The lesson to Independent Americans is to see to your dental health. Myrrh is a primary herb for use in this function. Myrrh should be in your herbal larder as well.

In moving his family to a strange province of the empire, Joseph would have been concerned with providing for the basic needs, welfare and health of his family. The gift of the wise men would help to ensure the survival of his family. There are still lessons in this gift for us today.



Projects For Home And Life

Build Your Own Liberator: (Just In Case)

It was 1943. WWII Was raging in Europe and the allies hit upon a very workable idea to gain help from behind enemy lines. A secret weapon was to be parachuted to resistance fighters and distributed to any member of the resistance that didn't have a firearm. This weapon would help them get a rifle, machine gun or pistol to better arm themselves.

This secret weapon was termed the liberator. The liberator was nothing more than a sophisticated zip gun. It was cheaply made of stampings and sheet metal. It came with one cartridge in the chamber and a few stored in the handle. It was a one shot pistol. After firing, the case was ejected by pushing it out with a rod and another round loaded.



The liberator was a sophisticated zip gun.

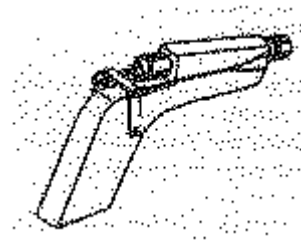
The liberator was never meant to arm a force of fighting soldiers. It was meant to provide resistance fighters with the method to arm themselves with better weapons. A resistance fighter would subtly work his or her way close to a soldier, produce the liberator, send a

round through the soldier's head and pick up his or her new weapons.

In an America that is seeing more and more violations of the people's Natural Rights, more and more unwanted taxation and virulent attempts at disarming the public by banning firearms and ammunition, it is prudent to spread the knowledge to produce liberators cheaply, quickly and expediently. These can be distributed to Americans in need or cached for times of need. These home made liberators can be cached without worry. If they are found, the chacher is not out anything, but if needed, the liberator has the ability to save lives.

The Liberator Zip Gun

A 9 mm pistol can be made from 1/4" steel gas or water pipe and fitting.

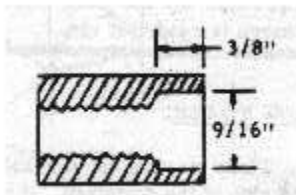


MATERIAL REQUIRED

- 1/4" nominal size steel pipe 4 to 6 inches long with threaded ends.
- 1/4" Solid pipe plug
- Two (2) steel pipe couplings
- Metal strap - roughly 1/8" x 1/4" x 5"
- Two (2) elastic bands
- Flat head nail - 60 or 80 (approx 1/16" diameter)
- Two (2) wood screws #8
- Wood 8" x 5' x 1"
- Drill
- 1/4" wood or metal rod, (approx 8" long)

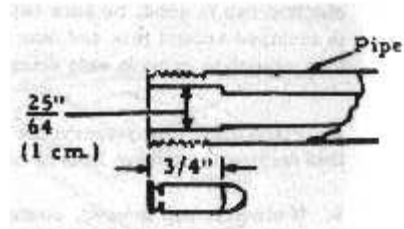
PROCEDURE

1. Carefully inspect pipe and fittings.
 - a. Make sure that there are NO cracks or other flaws in the pipe or fitting.
 - b. Check inside diameter of pipe using a 9 mm cartridge as a gauge. The bullet should closely fit into the pipe without forcing but the cartridge case SHOULD NOT fit into pipe.
 - c. Outside diameter of pipe MUST NOT BE less than 1 1/2 times bullet diameter (.536 inches; 1.37 cm)
2. Drill a 9/16" (1.43 cm) diameter hole 3/8" (approximately 1 cm) into one coupling to remove the thread.

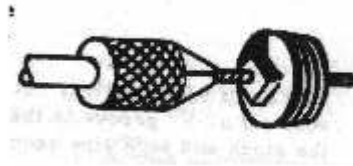


Drilled section should fit tightly over smooth section of pipe.

3. Drill a 25/64" (1 cm) diameter hole 3/4" (1.9 cm) into pipe. Use cartridge as a gauge; when a cartridge is inserted into the pipe, the base of the case should be even with the end of the pipe. Thread coupling tightly onto pipe, drilled end first.

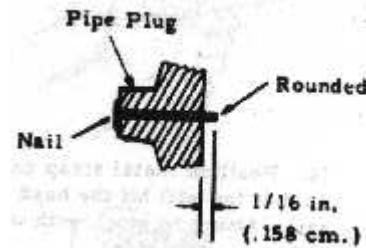


4. Drill a hole in the Center of the pipe plug just large enough for the nail to fit through.

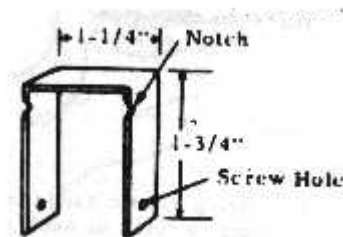


HOLE MUST BE CENTERED IN PLUG.


5. Push nail through plug until head of nail is flush with square end. Cut nail off at other end 1/16" (.158 cm) away from plug. Round off end of nail with file.



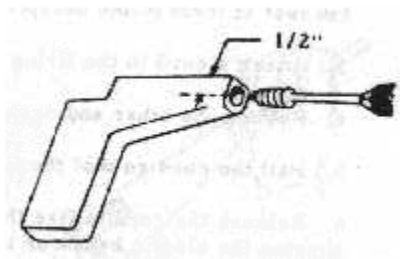
6. Bend metal strap to "U" shape and drill hole. for wood screws. File two small notches at top.



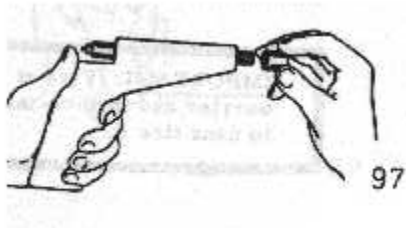
7. Saw or otherwise shape 1" (2.54 Cm) thick hard wood into stock.



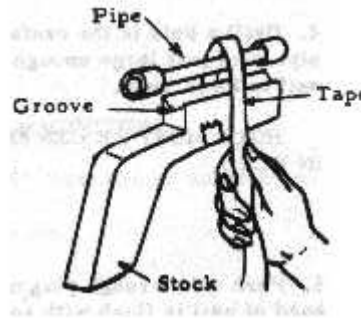
8. Drill a 9/16" diameter (1.43 cm) hole through the stock. The center of the hole should be approximately (1.27 cm) from the top.



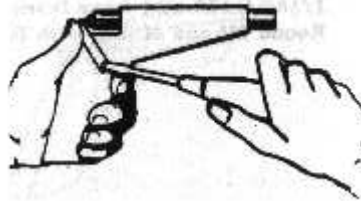
9. Slide the pipe through this hole and attach front coupling. Screw Wed plug into rear coupling.



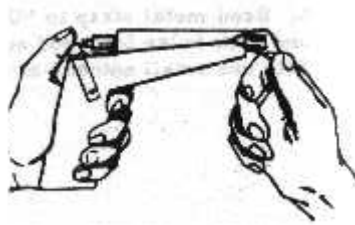
NOTE: If 9/16 drill is not available cut a "V" groove in the top of the stock and tape pipe securely in place.



10. Position metal strap on stock so that top will hit the head of the nail. Attach to stock with wood screw on each side.



11. String elastic bands iron coupling to notch on each side of the strap.



SAFETY CHECK - TEST FIRE PISTOL BEFORE HAND FIRING

1. Locate a barrier such as a stone wall or large tree which you can stand behind in case the pistol ruptures when fired.
2. Mount pistol solidly to a table or other rigid support at least ten feet in front of the barrier.
3. Attach a cord to the firing strap on the pistol.

4. Holding the other end of the cord, go behind the barrier.

5. Pull the cord so that the firing strap is held back.

6. Release the cord to fire the pistol. (If pistol does not fire, shorten the elastic bands or increase their number.

IMPORTANT: Fire at least five rounds from behind the barrier and then re-inspect the pistol before you attempt to hand fire it.

HOW TO OPERATE PISTOL

To Load

a. Remove plug from rear coupling.



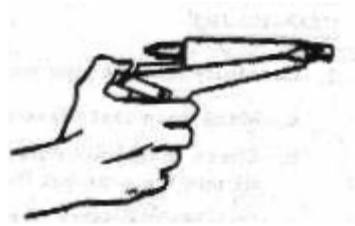
b. Place cartridge into pipe.



c. Replace plug.

To Fire

a. Pull strap back and hold with thumb until ready.



b. Release strap.

To Remove Shell Case

a. Remove plug from rear coupling.

b. Insert 1/4" diameter steel or wooden rod into front of pistol and push the case out.



It is discouraging to think that the use of such liberators may become necessary in America. Unfortunately, our freedoms *are* under attack by anti-American politicians. Should firearms and ammunition be banned or excessively taxed the home made liberator may help a freedom fighter gain better equipment in a future Amerika. Don't forget that these devices are expendable should you need to cache equipment that may be uncovered. Good luck Americans!



Firearms And Survival

by Glenn Boman

I just finished loading up 1,000 rounds of 9MM ammo and thought I'd pass along the load data to you for your information. I used polished once-fired brass, Winchester primers, 124 grain full metal jacket bullets from Montana Gold, and 6.7 grains of HS-6 powder. This is .1 grain less than the maximum load given by the Hogdon people and gives about 1,150 FPS in velocity. I have gone with the 124 grain weight in the FMJ bullet configuration due to its greater penetration capability. I still use the 115 grain XTP and 124 grain XTP bullets for "self-defense loads" in the 9MM. Some of the 115 grain loads are VERY hot and are +P, so I don't shoot these often in any of my 9MM's. The only gun that I consider strong enough to really push the envelope of pressure in is the Ruger semi-auto.

I have some "carbine only" Israeli rounds used in the Uzi, but I have these laid back for serious times and days to be used only in the Ruger 9MM's. They are black-tipped and I assume that means that they are armor piercing rounds or that may just signify that they are to be used only in the carbines like the Uzi. As for my thinking about the 9MM round...it is a weak sister compared to the .45 ACP for defensive purposes. For penetration, it is probably superior to the .45 ACP, but the "shock value" of the FMJ bullet is not nearly as great as with the .45 even in that

round's "hardball" loading. In the XTP (Hornady bullets) +P loads, it will suffice and is more controllable than the .45 ACP. I also like very much the Gold Dot (Speer) bullets in the 115 and 124 grain weights. The Remington Golden Saber is supposed to be a wicked round for defensive purposes, but I load my own and KNOW what my loads will do after much testing and shooting...besides factory ammo is just too expensive for me to do a lot of shooting with. When casting bullets for the 9MM, I use only linotype metal. I found out long ago that anything softer will severely lead the barrel when pushed out the muzzle at anything like 9MM velocities...of course, these bullets will not mushroom and the Lyman mould is the 121 grain pointed configuration with a small flat point. Cast of Zinc, the bullet can be pushed to the point that it will penetrate most any "bullet proof vest" unless it is the level three. Zinc bullets can be pushed to near the 1,800-2,000 FPS range!!! They don't carry far due to their light weight in so far as effectiveness is concerned, but "up close and personal", they will easily defeat "heavy winter clothing", etc.

As for personal preference in the larger calibers, I wish I could just shoot bricks! HA! A brick at 850-1,000 FPS would be very effective as a defense round! HA! I'm of the old school of thinking like Elmer Keith...shoot a big old bullet with a flat point as fast as you can safely do so, and you'll have meat for the dinner table. A few years back, a man in Fort Payne, Alabama, was threatened by an assailant and he shot the guy with a 240 grain

.44 magnum round that not only penetrated him, but went through much of the assailant's car! I'd like to hunt some elk with my load of 20 grains of H-110, the 325 grain hardcast flat-point bullet in the .44 magnum. I suspect that a well placed shot would bring him down pronto! One gun writer used 240 grain bullets for years in his deer hunting and finally went to the 180 Sierra bullet due to his never being able to keep the slugs inside his broadside shots on deer and he found that event the 180 grain bullets penetrated completely most of the time! (He used hollowpoints, too!) I have never had a .44 magnum bullet that didn't completely penetrate a deer and the .45 Colt loaded up to over 1,000 FPS does the same thing...all broadside shots.

A few years back...well, in the early 1980's, I did a lot of testing with the .22 rimfire caliber in both rifles and handguns and came to some conclusions that I'll briefly share with you. First off, the solid round-nosed rounds were the best penetrators and for the most part were very accurate in all of my .22 firearms. But, they were not the one-shot stoppers needed on small game. I had some squirrels and rabbits make it back to their dens/holes after body shots and I could never recover them.

That is when I made a vow about hunting small game with any .22 rimfire. The vow was that I'd always take head shots and use hollowpoint ammo for hunting that kind of game. Since those days, I've not lost a single animal that I can remember. The tiny hollowpoints do a messy job on their smaller heads and they never know what has happened to them. All my rifles

and handguns of the .22 caliber are sighted in for my favorite HP load from Winchester. It is the 40 grain deep hollowpoint round that expands very well and like I said, I've never had any problem with "escaping" game after they are hit with that round. Winchester calls it the Power Point.

I sight all my .22 rifles for 25 yards "dead on". That means that out to 50 yards or so, I just hold dead on the target or animal and the bullet will strike slightly high at the 50 yard range and be back down to slightly under the dead on hold at 75. At 100 yards from my carbine length rifles, the bullet will strike at about 4-5 inches low but will group fairly well enough that a 100 yard shot would be a "probable" since I have all my scopes set on 7X which forces me to hold the rifle still and most of the time I use a rest of some kind...tree trunk, sitting with my knee for the rest, etc. I also use some "Kentucky" windage for the hold-over. The longest shot that I have ever made on a live animal was when I shot a bird at over 200 yards with about a 12-14 inch holdover just to see if I could do it...it took several shots to get the "guestimation" correct and then POOF! Nothing but a pile of feathers drifting in the air.

With the "rifle length" barrels on some of the other rifles, the little .22 bullets will shave off an inch at 100 yards and group 3 to 4 inches low maximum. Again, I use windage at that range. The longest shot I can recall making on a squirrel was 75 yards or so and I just held slightly high on his head and down he came. Most of my shots are 25-35 yards usually.

I also did some long range shooting with my Ruger Super Single Six, the older

three-screw model, with the 6 1/2 inch barrel at my great uncle's corn field that he'd plowed while getting ready for planting. At 300+ yards (actually 300 long steps) I could see the dust kick up where the bullets were hitting. Finally, when I got the range, I could hit the large coffee can as many times as I missed!!! Elmer Keith was right...when you know how to sight for long range with a handgun, you really can make those shots. I would brace myself against a tree trunk, lean back and hold the handgun between my knees and actually have a lot of the barrel showing in the rear sight groove.

This is no joke...I'd hit very close every shot and make about half of them on the very tiny looking can. After a second or two, I'd hear the "clank" of the bullet strike and that was most gratifying to me to say the least. I also once made a 100 yard shot on a paper plate just to prove to my skeptical brother-in-law that it could be done with that handgun.

Back in calmer times while I was a classroom teacher, I was allowed to teach a mini-course for one week along with all the other teachers in the school. They all taught about their quilting, painting, hobbies, etc. and I taught firearms shooting and reloading...no joke! I even carried many of my various kinds of firearms to the school showing the different action types, etc. The students would load their ammo and we'd all head for the football field where we'd shoot targets and milk jugs filled with water to explode them with the magnum handguns using the ammo they'd loaded in the classroom.

I even gave shooting demonstrations by shooting gallon milk jugs full of water

hung from the goalpost at the far end of the field. At 110 yards, I'd explode the jugs with the .357 and .44 magnum handguns. They thought I was someone not to be messed with! HA! Little did they know! HA! Those days are now gone forever and to do that today would surely have me in the federal prison.

The longest shot I've ever made on a deer was 95+ yards "measured" by running steps and jumping a ditch. I was using the Ruger 7 1/2 inch Blackhawk .45 Colt revolver and my special handloads of magnum quality...I'll not list the load except to say that it was way above maximum for the .45 Colt cartridge and would have blown up a Colt revolver! I held at the top of the deer's back and the shot severed his spinal cord and down he went. At about 25 yards I put a cast SWC slug through his lungs and it whistled off into the forest after plowing up the ground on the other side of the deer! I still love the .45 Colt cartridge and will hopefully hunt with it in a toned down version again if the Good Lord lets me live until next season. That big old bullet with the flat face will "slap 'em down and stomp 'em"!

Back to the .22...I have a Ruger Mark II bull barreled stainless with a scope on it that will print less than one-inch groups at 25 yards with the right ammo and it has taken its share of small game as well. I always shoot it from a braced position or rest on the side of a tree to steady the gun...the 2X scope makes wiggle look like a lot more than it is. I also have a scoped Mark I older model with a scope on it that will do the same kind of shooting and it is fun to shoot long range with it as well.



About Plants



Deer Browse Of The Western United States Part II

by Corceigh Green

In our last column of *About Plants* we discussed some of the trees and shrubs that deer find food and shelter amongst. We detailed which trees deer looked to for the provision of food, how they were utilized by the deer and what to look for when finding water and game sign. In part II we are going to focus on the smaller, herbaceous plants and what their presence may tell us about deer herds.

Trees and shrubs provide a great deal of food for the deer and most, if not all, of it's shelter needs. Deer, however, rely equally upon smaller, low growing herbaceous plants to help provide their nutritional needs. Most of these plants are annuals that grow from spring through autumn, then die leaving behind seed to regenerate their species. These species are known for their green leafy vegetation, vitamin and mineral content and even medicinal qualities.

Unlike elk, which are grazers and can survive on a diet of grasses, deer are browsers and need food sources which are easier for their digestive systems to break down. Grass and alfalfa stalks tend to remain in the stomach

where it ferments causing health problems for deer. Tender, green leaves, however, are digested very well within the deer's intestinal tract.

The Desert Southwest

In our last column, we stated that the greatest resource for finding game in the desert was finding water. We detailed how to look for water when scanning the landscape for trees and shrubs. When you've found your water, you are sure to find signs of game. Though game trails will lead into the desert to cross other water sources, many of the desert mulies food sources will be next to water.

Despite the hot and dry climate, many of the low growing herbs that deer seek out in the desert southwest are common to most other areas of the west. Though many become hard to find in the summer and away from water sources, plants like plantain, dandelion, shepherd's purse, purslane, violets, clover and wild lettuce can all be found growing in the desert near water sources and in the shade. As mentioned in our last column, always scout areas near cottonwood trees for these plants and signs of game.

Deer tend to avoid plants with thorns. Anything that will stick the deer's tender nose and muzzle area are eaten only when other plants can't be found. A couple of exceptions can be found in the cactus family. The first exception isn't really an exception. The saguaro cactus bears fruit at the top of their crown that ripen and fall to the desert floor. The saguaro needs no needles to protect this fruit due to the height at which the fruit grows. By the time the fruit falls to the ground it is ripe. The desert creatures that eat the fruit actually help to propagate the saguaro by excreting the fruit's seed in diverse areas from where they were eaten.



The fruit of the saguaro cactus is prized by many of the desert's creatures including the desert mule deer.

This fruit is high in sugar and provides energy and carbohydrates to desert mule deer lucky enough to find them on the ground in late summer and early autumn.

The other exception is a true exception. The prickly pear cactus' fruit is covered with needles. These needles grow in crowns through the flesh of the fruit, however. This creates a pattern with spaces through which deer may pinch pieces of the fruit with their front incisor teeth. Cattle also make use of the fruit by "licking off the needles". Cows will lick the needles at an angle which their tongues are safe from being stuck. This eventually breaks off the needles and the fruit is safe to eat. Sometimes when cattle move through an area, some of this pre-licked fruit remains for wildlife including deer.




The fruit of the prickly pear cactus is harder to get at for the deer, but is not ignored.

The above examples grow throughout the desert floor of Arizona and the prickly pear

grows throughout much of the west. Water is almost not a factor for these plants and they can be found in abundance in most American desert regions. The deer will not need to be in search of them as a source of food due to this abundance. They yield fruit only within a certain time frame in the late summer to the early autumn. By the time hunting season is in play, they will have already born their fruit.

Though deer will need another food source in the autumn, winter and spring months, do not overlook these plants when scouting in the off season. By searching for deer sign among these plants, you may find game trails between important sources of water and food. By scouting the directions the game trails lead may show you prime winter herding grounds.

A broad leafed green that provides many desert dwellers with needed nutrition is the wild mustard plant. Wild mustard will grow in the spring, autumn and winter in the extreme southwest, such as Arizona and the Mojave Desert. The plant is dormant in the super hot and dry summers. For this part of the U.S. this makes the plant a prime food source for deer during hunting season.



Wild mustard provides many desert dwellers with nutrition. Notice the cluster of small yellow flowers and seed pods above large broad leaves.

Wild mustard is distinguished from wild lettuce by it's broader leaves. Before sending up a stalk, wild mustard leaves grow upward pointing toward the sky and are very broad. Smaller leaves grow on the stalk as do clusters of blossoms on the end of each stalk. The flowers are yellow and produce thin seed

Pods containing a dozen or more tiny seeds.

Mustard leaves are very high in vitamin K, high in vitamin C and a spectrum of every other vitamin. The leaves also contain minerals, including many trace minerals that are essential to humans and animals alike. Mustard is considered a tonic, appetite stimulant, and helpful to the sinuses. Plasters are made of the seeds and applied externally to break up congestion in the respiratory tract.

Look for mustard after the autumn rains begin and into hunting season and throughout the winter and spring in the desert southwest. Because the growth of this plant is stimulated by the cooler weather and rains, mustard may be found on higher ground along desert ridges and not necessarily along water sources only. This is why scouting along game trails among the jojoba and prickly pear is important.

Among riparians and water ways, grows many food sources in the desert southwest. One of these food sources is the globemallow. A cousin to the marshmallow, the globemallow has adapted to the dryer desert regions of North America. These plants have taken to the riparian areas, washes and sandy basins. They are a definite indicator of water and deer browse. The broad green leaves are food for desert mulies.



The desert globemallow is a cousin to the marshmallow. It grows in riparians and washes. The leaves are browse for desert mule deer.

Like their cousins the marshmallow, globemallows are high in mucilagens. Their leaves contain some of these mucilagens and are soothing to the deer's throat. Most of the

mucilagen is found in the roots, however. Medicinally, the roots may be collected, dried and pounded into flour to be brewed as a tea for sore throats.

When globemallow is encountered in a wash or riparian, scout the area for sign of game. Spring or winter herding grounds may be close by.

Spring in the desert southwest begins in February. The temperatures rises into the 60s and 70s in contrast to the 50s experienced by winter's January. Spring rains turn the desert green with prairie grass and various broad leafed herbs that deer utilize for food. Herds disperse and begin the year's cycle over again.

One of the spring plants that deer browse on when leaving the herd is the desert marigold. Though this plant's leaves aren't broad (they are deeply lobed), They provide the deer with pungent tasting greens that contain vitamins, minerals and anti-bacterial qualities.



The desert marigold in late spring.

Humans may utilize the desert marigold as a topical treatment for minor wounds and abrasions to prevent infections. The oil of the leaves may also be applied in the ear to combat ear infections.

Desert marigold may be found growing on the higher and dry ground of the desert floor. It will flourish in sandy, stony soil. It's growth is dependent upon spring rains which forces the plant to produce green leaves and multiple stalks ending in buds which produce large,

yellow button-like flowers.

Though deer tend to leave plants with spiny protrusions alone, some spiny plants do not grow their spines until later in their growth cycles. In the early spring while young, these plants are quite tender, without spines and edible.

The spiny sow thistle is such a spiny plant. As with all thistles, the spiny sow thistle sprouts without spines. It is quite tender when young and edible. The leaves of this thistle is quite broad. They are very high in mineral content and contain a full spectrum of vitamins. The spiny sow thistle is considered tonic and an internal cleanser. They are eaten by deer in the spring when young and tender.



Spiny sow
thistle.

The spiny sow thistle may be found growing throughout the desert floor. It's leaves resemble that of the milk weed more than a thistle, but a thistle it is. It grows green with the spring rain, drying to brown in the summer. Typical of thistles, the spiny sow thistle sends up stalks ending in feathery blossoms that form dandelion like seed parachutes when mature.

Poppies are a favorite desert wildflower of many folks. Their blossoms grace the desert in reds, yellow, gold and white. They are a sight to behold in the spring and summer. They are also a nutritional source for deer. The entire plant may be eaten by the deer blossoms, stalks, leaves and even roots from time to time.



California
poppies.

One poppy that falls into the category of a spiny plant is the prickly poppy. The leaves of the prickly poppy are broader than the more ornamental varieties, but form spines along their lobed edges. Prickly poppies are similar in their nutritional and medicinal properties to the ornamental and oriental poppies. They will produce an onion-like seed pod from which a narcotic or pain killer may be produced. While production of pain killers may be advantageous to Independent Americans, there recreational use is detrimental.

As with many spiny plants, prickly poppy does not produce spines on it's leaves when the leaves are young. When young, the leaves are tender and can be eaten by deer.



Prickly
poppies.

The Mountain West and the Northwest

There is not a lot of difference in the species of herbaceous plants that grow in the

mountain west and northwest. The difference is in climate. The drier mountain west will feature wide open spaces without trees and shade. This forces low growing herbaceous deer browse to grow in clusters close to water and under thickets and where tree groves are found. When these plants are found growing in quantity, you may expect to find prime autumn herding grounds for deer.

Though not native to America, alfalfa is grown commercially throughout the western U.S.. Deer cannot digest the stalk of the plant and a steady diet is not good for deer, but deer do like the leaves of the plant and it does provide a lot of nutrition for the deer. In rural areas, deer can be found in the early morning and evening hours browsing along the edges of alfalfa fields near cover.



A rural alfalfa field. Deer can be found browsing the edges of the field during early morning and evening hours.

Like the spiny plants of the desert southwest, the mountain west and northwest grow spiny plants that are tender and edible when young. These plants are nettles and thistles. Nettles contain very tiny stinging spines. They are very irritant and any deer that has encountered them are going to avoid nettles altogether. Thistles are another matter, however. Their spines are larger and while they can sting, they do not have the built in chemical irritant that nettles do. Deer will eat both nettles and thistles when young and tender. Concentrate on areas with thistle

growth over nettle growth, however, for winter herding areas. Deer avoid areas with mature nettles, especially late in the year, but thistles will provide fresh spring greens when winter ends.



This northwest Russian thistle patch will provide grouse, pheasant, squirrel, song birds and mice with seed and greens. Deer browse the tender young leaves in the spring before they develop spines.

The mountain west and northwest are abundant in many species of herbaceous broad leaved plants that deer browse for food. Most are not spiny and quite palatable. One that grows throughout the spring, summer and autumn is plantain. Plantain is a large help to deer populations. The leaves contain high amounts of essential vitamins and minerals. Vitamin K, C, bioflavonoids and trace minerals are all provided by the leaves. Calcium is also a large component of plantain leaves. This makes plantain an essential part of the deer's diet. Especially does.



Plantain are essential to a doe's diet.

Does need to build up calcium, vitamin K and the other essential nutrients during the

autumn before and during the rut. These elements ensure a healthy pregnancy and healthy fawns. Does will browse on plantain throughout the growing season. In the spring plantain helps to replenish essential nutrients lost over the winter and in time to help nourish young offspring. In the summer plantain tends to wither, but can still be found in shady areas and/or close to water. Does will seek out plantain in the summer, as well, as they continue to nurse their young.

Plantain has the same effect for humans, helping to build bone and providing a source of absorbable calcium for the ladies. Plantain is also a handy green herb for feeding chickens and is utilized heavily by wild fowl, as well.

If you're a gardener, you may notice that deer aren't shy about eating the vegetables out of your patch. This will include just about everything you plant, but tender greens like lettuce will completely disappear overnight. In the wild, lettuce has the same effect for deer. Wild versions of lettuce abound in the mountain west and northwest.




Wild lettuce is like a natural vitamin pill.

Wild lettuce may grow in the poorest of soil, full sun or shade and is considered a weed by many. Wild lettuce has many uses for human and animals alike, however. The mature leaves of wild lettuce produce a full spectrum of vitamins, and depending on the soil, may contain all of the essential minerals. In essence, wild lettuce is a natural vitamin pill that can be utilized by every member of the animal kingdom.

This is good news for deer who browse on the leaves as soon as they begin to appear in the spring. After surviving the winter, these high vitamin greens help the deer's body to recuperate. In the summer and late fall, deer may prefer more tender greens. Fortunately, as the weather turns cooler, some wild lettuce seeds will begin to sprout for a late season growth. Take note of areas where you find lettuce sprouting for the late season. Deer will instinctively take advantage of the tender leaves for a vitamin kick going into winter.

In areas where rain is prevalent in the spring and summer months, low growing fruit bearing plants may grow along the ground. These include wintergreen and strawberries. Wintergreen may be found along the coastal areas, as can strawberries. Strawberries are more prevalent in the mountains of the inland northwest, however. Many Independent Americans are well acquainted with wild strawberries. Well, so are deer. Deer do not seek out the fruit of this vine plant, they eat the leaves growing from the crowns.



The leaves of wild strawberry are eaten by deer.

In the Idaho panhandle mountains and the foothills of the Rockies, Strawberries can be found everywhere. In many areas of the mountain west, however, this isn't the case. In areas where strawberries are scarce, a patch found on a mountain meadow indicates the presence of deer. Strawberries will grow in the shade of trees or shrub that deer value as browse and/or shelter. Strawberries also need frequent rain or a water source. This indicates that other plants deer browse upon will be

present as well. This makes strawberries a prime indicator in mountain west terrain where spaces are wide open, dry and sage brush fills the gaps between mountains.

Like strawberries, wild violets need the shaded groves, rainfall and sources of water provided by the mountains. Their domestic cousins flourish in the lawns and gardens of towns and cities. Deer can be seen feeding on the leaves of violets wherever they find them.



Violets

Violet leaves are also high in vitamins K and C, as are most broad leafed greens. The leaves contain more sugars than many other greens, so do provide some carbohydrates along with vitamins and minerals. Violets will grow from spring through summer and all through autumn until the snow flies. The leaves are also useful to humans and have been used to make jellies. Violet leaves are also used medicinally as an expectorant (they help to bring up phlegm and relieve the throat and lungs of congestion). The leaves also have an anti-bacterial quality. They should be used for cases of cold and respiratory tract infections.

Another plant that has closely followed human settlement, but has also spread beyond the borders of civilization is clover. Any of the species of clover whether red or Dutch white, are excellent fodder for deer and most other game in North America.



Red clovers are nearly as nutritional as alfalfa and are perfect fodder for all herbivorous game animals including fowl.

Clovers are legumes and will grow in most any soil. Being legumes, they help to affix nitrogen into the soil around their roots and greatly improve soil conditions where they grow. The flower heads become dry and chaff-like when mature and are not edible for deer. The stalks have the same problem for deer, but the leaves are quite edible and highly nutritious. Like alfalfa, clover leaves contain nutritional qualities that approach exactly what a body needs. Alfalfa is closer to that completion, but clover comes close. A mountain meadow situated close to a source of water with clover growing near it's edges will certainly attract deer.

In the Pacific northwest green herbaceous plants may grow year round. Their growing season will be limited only by the snow line, which will drop in elevation in the winter. Plant life close to the coastal regions will be found by deer in wide areas year round. This contrasts with the mountain west and inland northwest where plant life will become greatly dormant throughout the winter. By locating favorite deer browse, hunters are able to more precisely find prime hunting ground.



Good luck this year.

What's In The News

The People's Republic of Kalifornia unconstitutionally bans .50 caliber rifles.

On September 13, 2004, Kalifornia's Gropenfurter signed into color of law the unconstitutional bill AB-50. AB-50 violates the Second Amendment enumerated Rights of Americans by banning the ownership in the PRK (People Republic of Kalifornia) of rifles chambered for the .50 BMG. AB-50 further violates the Second Amendment by also banning the sale of .50 BMG ammo.

As most of America enjoyed the partial return of some of our freedoms in the sunset of the unconstitutional "assault weapons" ban, Kalifornians failed to see any return of freedoms lost due to the communist state's domestic laws which are more restrictive than those of federal violations. As some freedoms were being partially restored, Kalifornians saw more of their freedoms stolen when Gropenfurter Schwarzenegger signed AB-50 making himself an accomplice in the act against the Second Amendment.

Arnold Schwarzenegger, despite making a great fortune starring in movies displaying firearms in significant roles, has been an active force in the disarmament of American Citizens in the past as a "gun control" advocate. The Gropenfurter did not comment on his reason for violating Kalifornians' Rights. "Law enforcement officials" have been voicing concerns over the Right of Americans to keep and bear arms like the .50 caliber rifles banned. Claiming concern that such rifles *could* be used by "terrorists", politically motivated "officials" will demand that Citizens give up more such Rights in the future.

Kalifornia has two more Second Amendment violating bills up for consideration.

SB1152 - Registration on all ammunition purchases. This bill would require the disclosure of your name, address, birthdate, and fingerprint for all ammunition transactions. Records would be available to law enforcement upon request.

SB1733 - Bans gun shows at the Cow Palace. If signed into law, it should be no problem banning gun shows statewide.

House 9/11 Bill Will Set Up A Database On All Americans, Create National ID Card Gun Owners of America | October 5 2004

What part of "Constitution" don't they understand?

In a frightening move, House Republicans -- members of the party that supposedly favors "limited government" -- are pushing an Orwellian nightmare in Congress in the name of "national security."

In the wake of the 9/11 Commission's recommendations, the Senate -- unlike the House -- has prepared legislation which would closely track that Commission's findings by reorganizing the intelligence services in the federal government. The Senate bill is relatively innocuous compared to the House version, HR 10.

Unfortunately, many of the so-called Republicans in the House are pushing this nightmarish legislation which would:

* Create a massive government database containing personal information on every American man, woman and child;

* Standardize (i.e., nationalize) the process of issuing driver's licenses -- thereby taking the final step toward creating a national ID card; and

* Set up a system whereby any employer or industry identified by the Attorney General would have to submit employment applicants to the government for approval -- complete with fingerprints or other "biometric identifiers."

Now, let's look at how each of these problems could affect your rights -- gun rights in particular:

(1) The government database is created by section 2173 of HR 10, a bill introduced by House Speaker Dennis Hastert. It would allow airline passengers to be screened against lists containing "all appropriate records." What would be "appropriate" would be within the exclusive discretion of the bureaucrats, but could include medical records, confidential financial records, library records, and gun records.

(2) The driver's license standards are in section 3052. They would allow the federal government to set standards as high as desired to determine who may or may not obtain a driver's license. Please note that you need a driver's license (or similarly regulated state-issued photo ID) to purchase a gun from a dealer. But, increasingly, you also need it to travel on any form of transportation (airplane, bus, train, car), to get a job, to open a checking account, to cash a check, to check into a hotel, to rent a car, or to purchase cigarettes or alcohol. If the federal government can set standards so high as to deny you a driver's license or photo ID, it has effectively turned you into a non-person.

(3) Section 2142 would allow the U.S. attorney general to promulgate any regulations he desires concerning (a) what employers must submit the names and fingerprints of all employment applicants to the FBI, (b) what standards the government will use in approving or disapproving the employment applicants, and (c) whether or not the government's "disapproval" will prevent the applicant from being hired.

There is nothing in section 2142 which would prohibit an anti-gun attorney general from (a) requiring the resumes and fingerprints of every employment applicant in the country, (b) disapproving them on the basis of gun ownership or, for that matter, any factor he viewed as not being politically correct, and (c) prohibiting any employer from hiring an applicant thus blacklisted.

ACTION: Write your representative. Ask him, in the strongest terms, to vote against any "9/11 legislation" that (1) creates a government database of personal information on law-abiding Americans, (2) moves toward the use of a driver's license as a National ID Card, or (3) sets up a system for fingerprinting and approving job applicants in the private sector.

