

Making a Colloidal Silver Generator

By Lightman

Originally published in 1999 / revised 11.16.02 all content and photos by Lightwatcher Publishing

In these days very few people have not heard of Colloidal Silver (CS) as it has attained mythic proportions through word of mouth and via the internet. CS is a simple colloidal solution of electrically produced silver ions, and tiny particles of pure silver suspended in distilled water. The germicidal, antibacterial and antiviral qualities of quality CS are well known and fully documented. Easily made at home, CS is an essential part of first aid and emergency preparedness kits in these uncertain times.

CS is also incredibly marketable and profitable, and because of this it attracted many unscrupulous individuals and companies who marketed it thoroughly, misleading their customers and ignoring established standards of quality. These 'snake oil' salesmen were so blatant that they attracted the unwanted attention of both the FDA and the AMA.

While it is true that CS is a remarkable substance with a variety of uses, it is important that one become well informed before using or making this elixir. For this reason LW Publishing has greatly expanded this colloidal silver website, so readers can access the most current and accurate information available. Lightman has been a colloidal advocate since 1999, offering accurate information and free CS generator plans. Included are designs for four colloidal silver generators that you can construct easily at home, using inexpensive and even recycled parts.

Make simple Colloidal Silver Generators

The original colloidal silver generator - Based upon Dr. Robert Beck's design by Lightman - revised 11.16.02 - photos by Lightwatcher Publishing

This simple colloidal generator is based upon the original design promoted by Dr. Robert O. Becker, M.D., Author of *The Body Electric* and long time advocate of the health benefits of Colloidal Silver

A colloidal silver generator, used to make the silver solution (composed of silver ions and silver particles in pure water), is easily constructed at home from off of the shelf parts and components for less than \$20.

Silver has been used historically to treat a variety of conditions including: fungal, viral and bacterial infections and burns. Scientific studies from the late 1800's to the present have documented this simple elixir. Colloidal silver solution works by interfering with the respiration of pathogenic organisms.

Colloidal silver solution can be used both topically and internally; by drinking, applying to the skin, atomizer inhalation, and swishing under the tongue (sublingually).

When used as a mineral supplement, colloidal silver solution "reportedly" bolsters the immune system while dispatching single celled organisms. Because this solution is 100% lethal to pathogens, it does not create resistant varieties like antibiotics. Applied to burns it accelerates healing and new cell growth.

Colloidal silver is not supported by mainstream medicine within the U.S., as it competes directly with commercial antibiotics. The suppression of this information is a major priority for the AMA and pharmaceutical companies. If you want to learn more about this, access the following links.


Making the Colloidal Silver Generator Supplies You will need to make the colloidal silver solution:




- three or four 9V batteries
- three or four battery caps with wire leads (from Radio shack)
- distilled water, glass tumbler, dark glass bottle with cap for storing the solution
- 3" wires or bars of 99.99% pure silver
- wood or plastic stir stick
- thick rubber band, wood glue
- two small alligator clips, from Radio Shack
- small button toggle switch, from Radio Shack
- small wooden base (4" x 8" or so)
- multi tool or Swiss army knife (to cut and saw with)
- thin wooden strips (for frame to hold the silver wires).
- optional: small flashlight bulb and socket*

Making the Generator


1. Put rubber band around batteries to secure them
2. Attach battery leads to tops of batteries
3. Connect wires red-to-black and black-to-red, twisting exposed wire tips together, leaving two pair of wire ends apart at ends of battery pack.



4. Attach 2 alligator clips to wire ends (one red and one black)
5. Attach other pair of open wire ends to switch.
6. Mount assembly onto wooden base with tumbler, batteries and switch. Glue on wooden support strips to hold wires. Screw down switch.



7. Attach alligator clips to PURE silver wires or bars.
8. Fill tumbler with distilled water
9. Throw switch, muttering "It's alive... it's alive" like Doctor Frankenstein



10. Time the process for 20-30 minutes, stirring every minute or so. This increases the production of silver colloids and reduces scale and black silver crystals (which should be strained out later using an unbleached coffee filter).

Bubbles will start to form after a few minutes on one pole, and then a light mist will exude from the other pole. A flashlight beam helps to see this. Stir this solution frequently with a plastic or wood chopstick.

Store the bottle in a cool, dark place. Will keep for several months.

The usual dosage to this "mineral supplement" is 1-2 tablespoons twice per day. It is best to swish it around the mouth and/or gargle the solution before swallowing. This allows many silver ions to be absorbed through the mucus membranes (sublingual).

Many sources claim protection from air or water-born viruses and pathogens when colloidal silver is used daily. When flu or head colds threaten, some sources recommend increasing dosage to two ounces, twice a day. It takes 5-7 days for full protection to take effect.

Extended usage of colloidal silver is not recommended. But adding colloidal silver to your daily diet during times of bacterial or viral threats makes sense.

*An online reader suggested that a small light bulb be added inline as a safety feature, and to show when contact is being accidentally made.

To get pure silver:

Canadian Maple Leaf coins - from any coin seller two one ounce bars of 99.99% pure silver

The best source I have found for 99.99% thick pure silver wire is through www.atlasnova.com Buy it for \$12 an ounce and pay only \$5 for shipping and handling no matter how much is bought.

Warnings/ AMA disclaimer

This device is meant to produce colloidal silver solution, which is a "mineral supplement". We make no claims about it as an antibiotic or as a curative agent.

Some individuals report disruption of friendly flora and fauna after ingesting colloidal silver. For those who are gastrically sensitive to colloidal silver; handbooks recommend gargling colloidal the solution without swallowing, to protect friendly intestinal bacteria (many silver ions are absorbed through mucus membranes of the mouth during gargling). The eating of organic yogurt is sometimes recommended to replace friendly intestinal bacteria

High dosages of colloidal silver over an extended period of time are not recommended, as these can cause the buildup of silver residue in the joints, gums and eye whites. But when we consider the dreadful toxicity and side effects of pharmaceutical antibiotics, colloidal silver's side effects are minor by comparison.

Original at:

http://www.lightwatcher.com/makingcolloidalsilver/make_a_silver_generator.html