

CHAPTER 18

ACCESSORIES

GENERAL

a. Accessories. Accessories used with small arms ammunition, such as clips and metallic belt links, are described in this chapter. These items are listed and packed as indicated in SC 1305/30-IL and also listed in TM 9-1305-201-20&P.

b. Magazines for Pistols and Other Small Arms. Magazines for pistols and other small arms do not come preloaded from the ammunition supply point. The magazine for the subma-

chine gun M3 and M3A1 holds 30 rounds of ammunition and this also is not preloaded.

c. Metallic Link Belts. Ammunition for use in machine guns is issued in metallic link belts. Link belts are made of units of cartridges and links. Each link has two loops fitted around a single cartridge and one loop fitted around an adjacent cartridge. Each cartridge in a metallic link belt has two links attached to it, except the end cartridges. Cartridge links are made of steel which is processed to prevent rusting. They are manufactured and tested to assure satisfactory ammunition feeding and functioning under all service conditions.

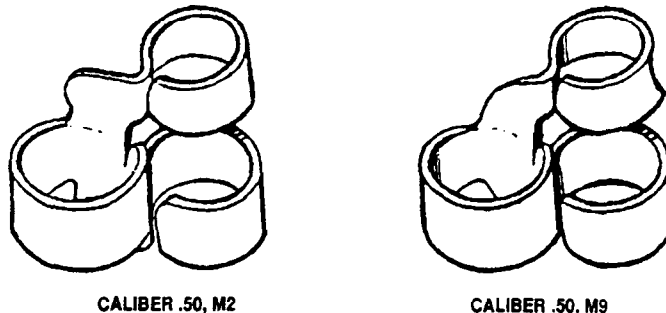
ACCESSORIES FOR CARTRIDGES, CALIBER .50

Links, Closed Loop, M2 and M9:

Caliber .50, M2 and M9 links (fig. 18-7) are manufactured with closed loops. When assembled with the cartridge in belts, the links fit on the cartridge shoulder. The tapered front loops of the links are positioned firmly on the cartridge shoulder to hold the cartridge in proper alignment for feeding into the weapon. The

design required the cartridge to be extracted from the rear and dropped into position for moving into the chamber for firing. Weapons designed for the links require additional space in the rear of the receiver for retraction. M2 and M9 links are used with the M2 machine gun only.

Link, M2 (NSN 1305-00-096-3181(A640))
 Link, M9 (NSN 1305-00-078-8463(A641))



CALIBER .50, M2

CALIBER .50, M9

CLOSED LOOP

U
AR 6015

Figure 18-7. Caliber .50, M2 and M9 links (closed loop).

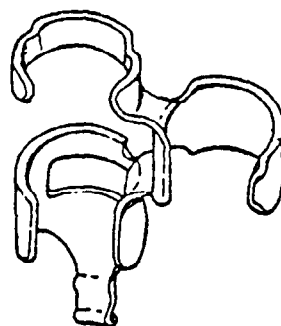
Link, Open Loop, M15A2:

The caliber .50, M15A2 link (fig. 18-8) is manufactured with partially open loops and has a positioning finger on one side which snaps into the extractor grooves of the cartridge to retain the cartridge in proper feed alignment. The link design permits a portion of bolt to ride through link loop openings and push the car-

tridges forward and out of the link into the chamber for firing. The M15A2 link is used with the M85 machine gun.

References:

SC 1305/30IL
 TM 9-1305-201-20&P



CALIBER .50, M15A2

OPEN LOOP

U
AR 6016

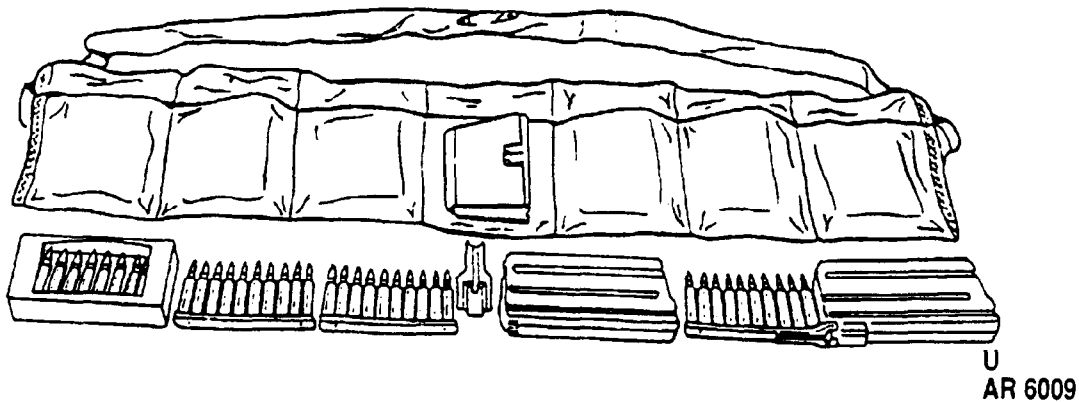
Figure 18-8. Caliber .50, M15A2 link (open loop).

ACCESSORIES FOR CARTRIDGES, 5.56MM

Clips:

Cartridges for the 5.56mm M16 rifle are assembled in 10-round clips. The clip (fig. 18-1)

consists of a channel-shaped body containing a spring with narrow tabs at each end. After the clip is filled, the tabs are bent at right angles to the extractor rims of the end cartridges to hold them securely in the clip (NSN 1305-00-052-4377).

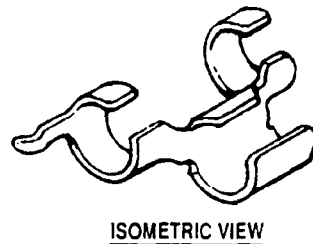


U
AR 6009

Figure 18-1. Cartridge clips and bandoleer for 5.56mm cartridges.

Link M27:

The M27 link (fig. 18-2) is a reduced size of the 7.62mm link M13. The body link fits into the extractor groove on the cartridge case. The U.S. Navy uses the link with the Stoner Machine Gun M63. The U.S. Army designated its use for the M249 Machine Gun. The link is used with M855 Ball Cartridges, M856 Tracer, and M200 Blank only:



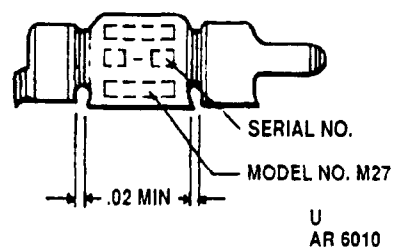
ISOMETRIC VIEW

Other Accessories:

Filler: Magazine.
Bandoleer, M3 (NSN 1305-00-924-3088).

References:

SC 1305/30IL
TM 9-1305-201-20&P



U
AR 6010

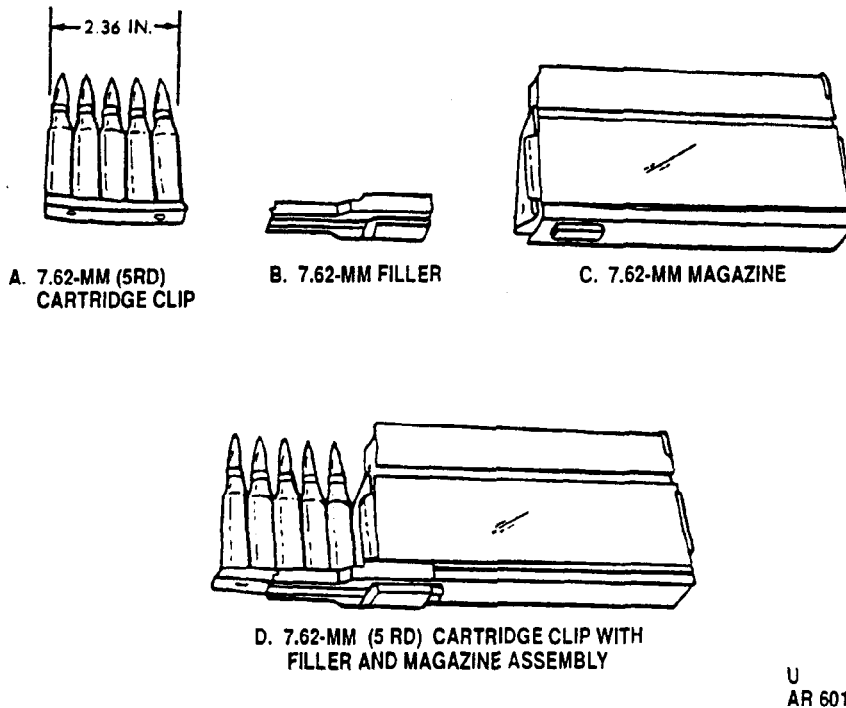
Figure 18-2. M27 link for 5.56mm.

ACCESSORIES FOR CARTRIDGES, 7.62MM

Clips:


Cartridges for the 7.62mm M14 rifles are assembled in 5-round clips (fig. 18-3). All cartridges are packed in bandoleers with separate magazine fillers. The clip, which consists of a channel-shaped body containing a spring, facilitates loading of magazines. Loaded clips are fit-

ted into the top of the rifle receiver and the cartridges are pressed into the magazine assembly. A magazine filler, which adapts clips to the magazine, allows individual magazines to be loaded with clipped ammunition. The clip is 2.36 inches long. The 7.62mm ammunition and clip are shown with the M2 bandoleer in figure 18-4 and with the M4 bandoleer in figure 18-5. The M4 bandoleer is for belted ammunition for machine guns (NSN 1305-00-914-7912).



U
AR 6011

Figure 18-3. Cartridge clip, filler, and magazine assembly for 7.62mm cartridges.



U
AR 6012

Figure 18-4. M2 bandoleer for 7.62mm cartridges.



Figure 18-5. M4 bandoleer for 7.62mm cartridges.

Link M13:

The 7.62mm M13 link (fig. 18-6) is manufactured with partially open loops and has a positioning finger on one side which snaps into the extractor grooves of cartridges to retain the cartridge in proper feed alignment. The link design permits a portion of the bolt to ride through the link opening and push cartridges forward and out of the link into the chamber for firing. Weapons using this type link are designed and manufactured with a short receiver, i.e., M60, M73, M219, M240, and M134 machine guns (NSN 1305-00-752-7815).

Other Accessories:

Filler, Magazine.
 Bandoleer, M2 (NSN 1305-00-984-1125).
 Bandoleer, M4 (NSN 1305-00-079-3579).

References:

SC 1305/30IL
 TM 9-1305-201-20&P

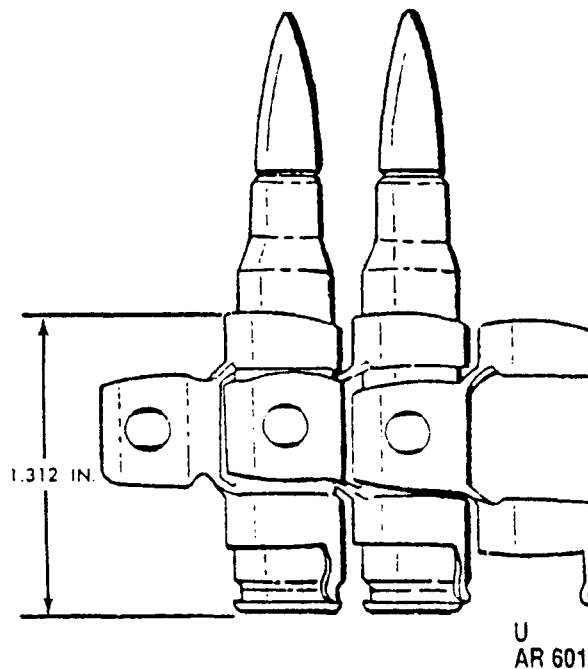


Figure 18-6. Cartridge M13 link for 7.62mm cartridges.

ACCESSORIES FOR CARTRIDGES, 20MM

Link M10:

The M10 link (fig. 18-9) is utilized in the M3 and M24 belt-fed automatic guns. The link is of steel and the belt is formed by the placement of cartridges within the links. The link is self-separating when the cartridges are removed during the gun feeding cycle. The metallic link can

be used to make up belts for either right-hand or left-hand feeding of the gun. A cartridge metallic-link filler is used at the end of the belt when it is desired to load belts for either double-loop left-hand feed or double-loop right-hand feed. The purpose of the link-filler is to close the single loop when it is at the end of the belt to prevent snagging in the feed chute (NSN 1305-00-028-4869).

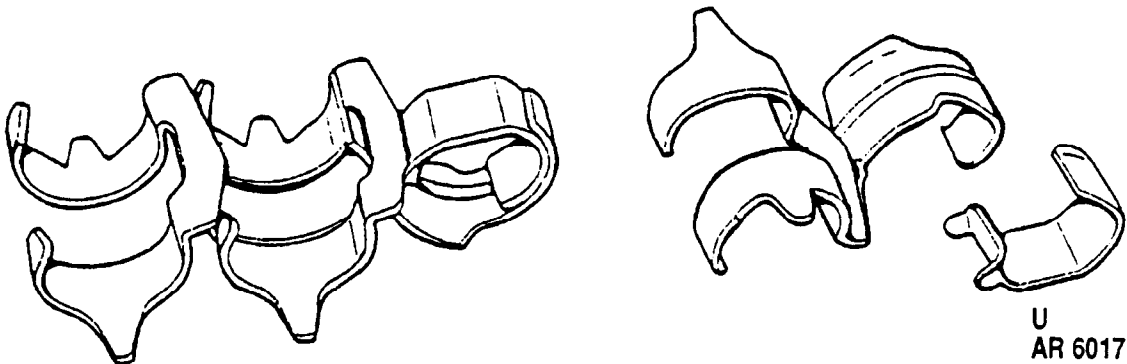


Figure 18-9. M10 link for 20mm cartridges.

Link M12:

The M12 metallic link (fig. 18-10) is used in belt-fed gas-operated M39 series automatic aircraft guns. The ammunition belt is formed by

connecting a specified number of links together and then inserting a cartridge for each link. The link is self-separating when cartridges are removed during the gun-feeding cycle. The M12 is an end loading link and is linked for either the right-hand or left-hand feeder (NSN 1305-00-541-0021).

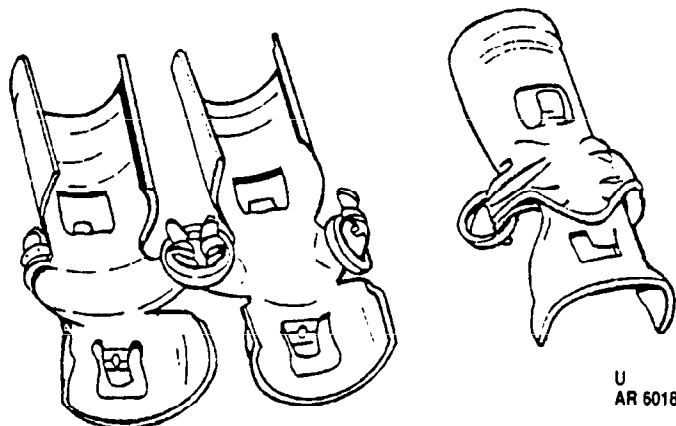
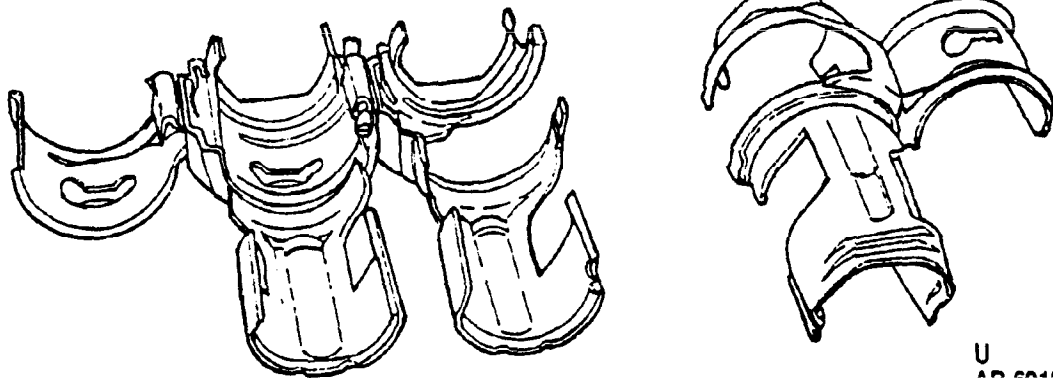


Figure 18-10. M12 link for 20mm cartridges.

Link M14A2:

The M14A2 link (fig. 18-11) is used primarily for linking 20mm ammunition for belt-fed

M61 automatic guns and loading of ammunition into linkless feed systems used in aircraft and ground defense vehicles. The link is self-separating when cartridges are removed during the feeding cycle (NSN 1305-00-935-9219).




U
AR 6019

Figure 18-11. M14A2 link for 20mm cartridges.

Link M17A2:

The M17A2 link (fig. 18-12) is used for linking 20mm ammunition for belt-fed M61 auto-

matic weapon system in the B52 G & H aircraft. The link is self-separating when the cartridge is removed from the link during the feeding cycle.



U
AR 6020

Figure 18-12. M17A2 link for 20mm cartridges.

Link M24 and M22:

The M24 link (fig. 18-13) is a metallic link for use with the following 20mm cartridges: M206A1 Target-Practice, M599 High-Explosive Incendiary Tracer, and M601 Armor-Piercing Incendiary Tracer. The European (German)

DMI/DMIA link is also used for these cartridges. The DMI/DMIA link is used with the HSH20 series. The M22 link is for U.S. Air Force use only. It is used to upload their linkless system. It is reusable and does not disintegrate.

Link. M22 (NSN 1305-00-926-1939).

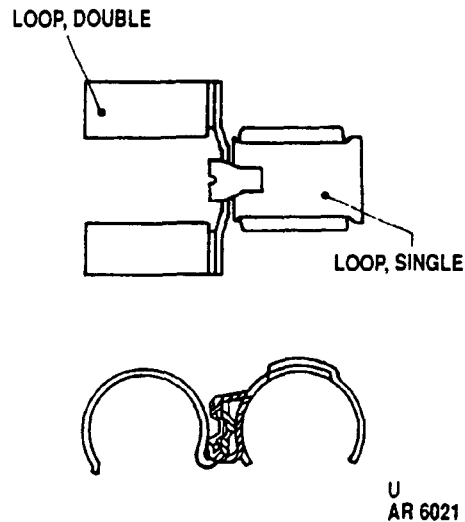


Figure 18-13. M24 link.

ACCESSORIES FOR CARTRIDGES, 25MM

Link M28:

The M28 link (fig. 18-14) is a two piece assembly intended to hold and link the 25mm ammu-

munition for guiding the ammunition through the weapon system. The assembly consists of hardened steel main and pivot links hooked together and contoured accordingly for its intended purpose. The Swiss Oerlikon link and the M28 are dimensionally identical.

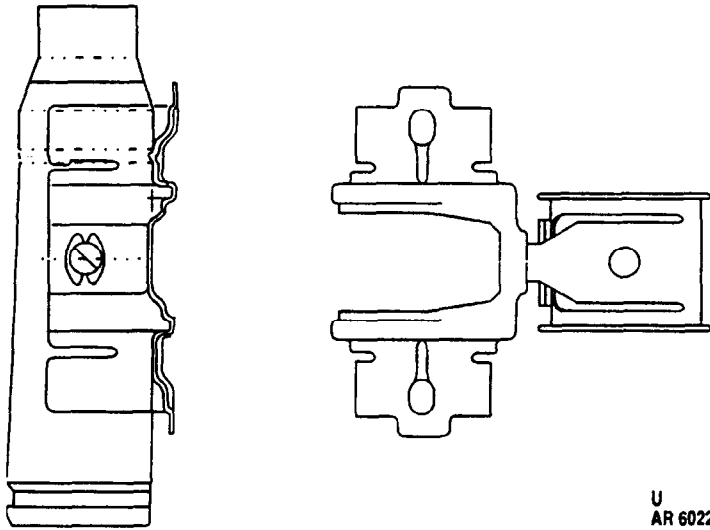


Figure 18-14. M28 link for 25mm cartridges.

ACCESSORIES FOR CARTRIDGES, 30MM

Link M29:

The M29 link (fig. 18-15) is 1050 steel with type Z (link) phosphate coating. It is used for interoperability with the NATO ADEN/DEFA weapon systems) (NSN 1305-01-078-5505).

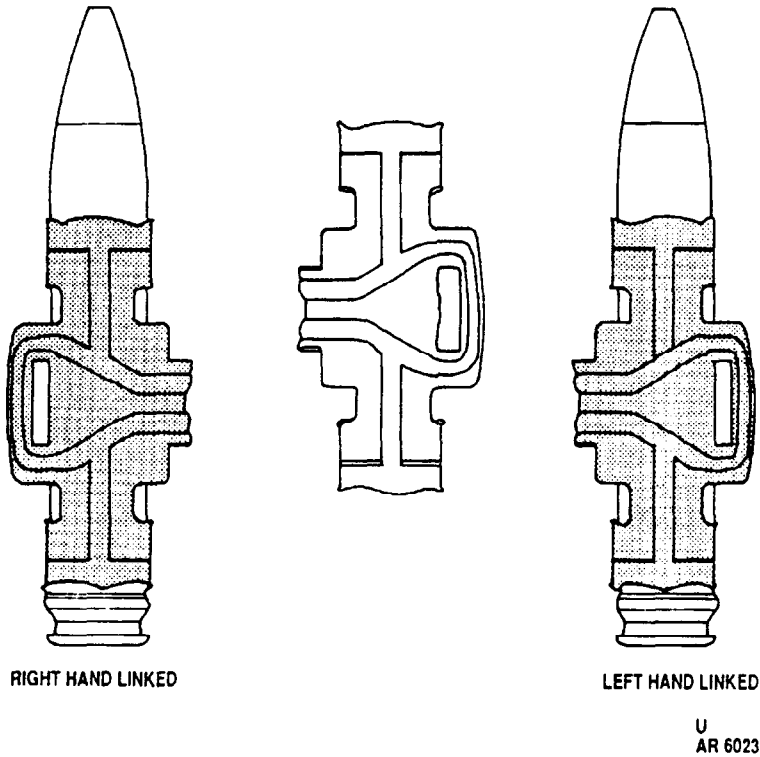


Figure 18-15. M29 link.

TABLE 18-1. SMALL ARMS AMMUNITION

Caliber	Ammunition	Clip	Magazine	Link	Weapon used
5.56mm	M193 Ball M195 Grenade M196 Tracer M197 High Pressure Test M199 Dummy M200 Blank M855 Ball M856 Tracer	10 rd	20 and 30 rd	M27	M231 Submachine Gun for M196 tracer only. M16/M16A1 rifle.
	Stoner M63 (Navy) and M249 machine guns.				
7.62mm	M59, M80 Ball M61 Armor Piercing M62 Tracer M63 Dummy M82 Blank M60 High Pressure Test M64 Grenade M118 Ball Match M160 Frangible M172 Dummy M852 Ball Match	5 rd	20 rd	M13 open loop for MG	M14 rifle; M60, M73, M219, M240*, and M134 machine guns.
	M14 rifle only. M14 rifle only M219 MG only. M60 MG only.				

NOTE

10 rd clip f/M16A1.
5 rd clip f/M14.
20 rd mag f/M16A1.
30 rd mag f/M16A1.
20 rd mag f/M14.

Cal. 45	Ball, M1911 Blank M9 High Pressure Test M1		7 rd for pistol 30 rd for sub-machine gun.	N/A	Pistol M1911 and M1911A1. Submachine gun M3 and M3A1.
Cal. 50	M2 Ball M33 Ball M2 Armor Piercing M8 Armor Piercing Incendiary M20 Armor Piercing Incendiary-Tracer M1 Incendiary M23 Incendiary M1 Tracer M10 Tracer M17 Tracer M2 Dummy, High Pressure Test M1 Blank M1A1 Blank	N/A	N/A	**M15A2 open loop with M85 MG.	M85 Machine Gun.
		N/A	N/A	***M2 and M9 closed loops with M2 MG.	M2 Machine Gun only.
		N/A	N/A	***M2 and M9 closed loops with M2 MG.	M2 Machine Gun only.
	M48A2 Spotter-Tracer T249E2 Practice T251 High Pressure Test	N/A	10 and 20 rd	N/A	M8C Spotting Rifle
		N/A	10 and 20 rd	N/A	M8C Spotting Rifle
		N/A	10 and 20 rd	N/A	M8C Spotting Rifle

* M240 Machine Gun only fires the Ball M80 and the Tracer M62.

** Link M15A2 Open Loop used with M85 Machine Gun only.

***Link M2 and M9 Closed Loop used with M2 Machine Gun only.

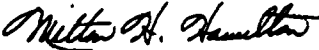
TABLE 18-1. SMALL ARMS AMMUNITION - Continued

Caliber	Ammunition	Link	Weapon (gun)
20mm	HEI-T-SD M246/M246A1 HEI M56A3/M56A4 TP-T M220 TP M55A2 Dummy M51A2	M14 series	M167A1 (M168 Cannon)
20mm	API-T M52E1 API M53 HEI M56A3/M56A4 HEI-T M242 HEI-T-SD M246/M246A1 TP M55A2 TP-T M220 Dummy M51A2	M12 Metallic Link for M39 Cannon. M14A2 for M61 Cannon.	M39, M61
20mm	API-T M52E1 API M53 HEI M56A3/M56A4 HEI-T M242/M242A1 HEI-T-SD M246/M246A1 TP M55A2 TP-T M220 Dummy M51A2	M17A2	M61
20mm	API M53 HEI M56A3/M56A4 TP M55A2 Dummy M51A2	M14A2	M195 Linker-Delinker M25
20mm	HEI-T-SD M246/M246A1 HEI M56A3/M56A4 TP-T M220 TP M55A2 Dummy M51A2	M14A2	168, 197
20mm	AP-T M95 Incendiary M96 TP M204 HEI M210	M10	M3
20mm	AP-T M95 Incendiary M96 HEI M97A2 TP M99A1	M10	M24A1
20mm	HEI-T M599 API-T M601 TP-T M220	M24 or DMI/DMIA	139
25mm	API-T M791 HEI-T M792 TP-T M793	M28	M242
30mm	HEDP M789 TP M788 HEI M799	M29	M230 NATO M552/M553

Order of the Secretary of the Army:

GORDON R. SULLIVAN
General, United States Army
Chief of Staff

Official:


MILTON H. HAMILTON
*Administrative Assistant to the
Secretary of the Army*
06732

Distribution:

To be distributed in accordance with DA Form 12-34E, Block 0847, requirements for TM 43-0001-27.