

APPENDIX A REFERENCES

A-1. SCOPE. This appendix lists all forms, field manuals, technical manuals, tables, regulations, standards, and miscellaneous publications referenced in this manual.

A-2. TECHNICAL MANUALS.

OP 4	Ammunition and Explosives Afloat
OP 5	Ammunition and Explosives Ashore
TM 3-220	Chemical, Biological and Radiological (CBR) Decontamination
TM 9-1005-317-10	Operator's Manual Pistol, Semiautomatic, 9mm, M9
TM 43-0001-27	Army Ammunition Data Sheets Small Caliber Ammunition FSC (1305)
TM 740-90-1	Administrative Storage of Equipment
TM 750-244-7	Procedures for Destruction of Equipment to Prevent Enemy Use
TM 4700-15/1	Equipment Record Procedures
TO 11W-1-10	Recording of Inspection, Maintenance and Firing Data for Ground Weapons

A-3. COMMON TABLE OF ALLOWANCES (CTA).

CTA 8-100	Army Medical Department Expendable/Durable Items
CTA 50-970	Expendable/Durable Items (except: Medical, Class V, Repair Parts and Heraldic Items)

A-4. REGULATIONS AND PAMPHLETS.

AFR 50-36, Volume 1	Combat Arms Training and Maintenance Program Management
AFR 125-37	Resource Protection Program (PA)
AR 190-11	Physical Security of Weapons, Ammunition and Explosives
AR 385-63	Policies and Procedures for Firing Ammunition for Training, Target Practice and Combat
COMDTINST 8000.2	US Coast Guard Ordnance Manual
DA PAM 310-1	Consolidated Index of Army Publications and Blank Forms
DA PAM 738-750	The Army Maintenance Management System (TAMMS)
DOD 5100.76-M	Physical Security of Sensitive Conventional Arms, Ammunition, and Explosives
OPNAVINST 5530.13	Physical Security Instruction for Sensitive Conventional AA&E
SL-1-2	Marine Corps Index of Publications

ARMY TM 9-1005-317-23&P
 NAVY SW 370-AA-MMO-010/9mm
 AIR FORCE TO 11W3-3-5-4
 MARINE CORPS TM 1005-23&P/2
 COAST GUARD COMDTINST M8370.7

A-5. FIELD MANUALS.

FM 3-87	Nuclear, Biological and Chemical (NBC) Reconnaissance and Decontamination Operations (How to Fight)
FM 21-11	First Aid for Soldiers
FM 21-40	Nuclear, Biological and Chemical (NBC) Defense
FM 23-35	Pistols and Revolvers

A-6. FORMS.

AFTO Form 22	Technical Order System Publications Improvement Report and Reply
AFTO Form 105	Inspection, Maintenance and Firing Data for Ground Weapons
CG 4394	Publications Correction/Change Report
DA Form 2028	Recommended Changes to Publications and Blank Forms
DA Form 2404	Equipment Inspection and Maintenance Worksheet
DA Form 2408-16	Aircraft Component Historical Record
MCO 4855.10	Quality Assurance Report
NAVMC Form 10772	Recommended Changes to Technical Publications
SF 364	Report of Discrepancy (ROD)
SF 368	Quality Deficiency Report (QDR)
DD 250	Material Inspection and Receiving Report

APPENDIX B

MAINTENANCE ALLOCATION CHART

Section I. INTRODUCTION

B-1. GENERAL.

a. This section provides a general explanation of all maintenance and repair functions authorized at various maintenance categories.

b. The Maintenance Allocation Chart (MAC) in section II designates overall authority and responsibility for the performance of maintenance functions on the identified end item or component. The application of the maintenance functions to the end item or component will be consistent with the capacities and capabilities of the designated maintenance categories.

c. Section III lists the tools and test equipment (both special tools and common tool sets) required for each maintenance function as referenced from section II.

B-2. MAINTENANCE FUNCTIONS. Maintenance functions will be limited to and defined as follows: (except for ammunition MAC¹).

a. **Inspect.** To determine the serviceability of an item by comparing its physical and mechanical characteristics with established standards through examination (e.g., by sight, sound, or feel).

b. **Test.** To verify serviceability by measuring the mechanical characteristics of an item and comparing those characteristics with prescribed standards.

c. **Service.** Operations required periodically to keep an item in proper operating condition, i.e., to clean (includes decontaminate, when required), preserve, or lubricate.

d. **Adjust.** To maintain or regulate, within prescribed limits, by bringing into proper or exact position, or by setting the operating characteristics to specified limits.

e. **Align.** To adjust specified variable elements of an item to bring about maximum or desired performance.

f. **Calibrate.** Not applicable.

g. **Remove/Install.** To remove and install the same item when required to perform service or other maintenance functions. Install may be the act of emplacing, seating, or fixing into position a spare, repair part, or module (component or assembly) in a manner to allow the proper functioning of an equipment or system.

h. **Replace.** To remove an unserviceable item and install a serviceable counterpart in its place. "Replace" is authorized by the MAC and is shown as the 3d position code of the SMR code.

¹Exception is authorized for ammunition MAC to permit the redesignation/redefinition of maintenance function headings to more adequately identify ammunition maintenance functions. The heading designations and definitions will be included in the appropriate technical manual for each category of ammunition.

i. Repair. The application of maintenance services², including fault location/troubleshooting³, removal/installation, and disassembly/assembly⁴ procedures and maintenance actions⁵ to identify troubles and restore serviceability to an item by correcting specific damage, fault, malfunction, or failure in a part, subassembly, module (component or assembly), end item, or system.

j. Overhaul. That maintenance effort (service/action) prescribed to restore an item to a completely serviceable/operational condition as required by maintenance standards in appropriate technical publications (i.e., Depot Maintenance Work Requirement (DMWR)). Overhaul is normally the highest degree of maintenance performed by the Army. Overhaul does not normally return an item to like new condition.

k. Rebuild. Consists of those services/actions necessary for the restoration of unserviceable equipment to a like new condition in accordance with original manufacturing standards. Rebuild is the highest degree of materiel maintenance applied to Army equipment.

B-3. EXPLANATION OF COLUMNS IN THE MAC, SECTION II.

a. Column 1, Group Number. Column 1 lists functional group code numbers, the purpose of which is to identify maintenance significant components, assemblies, subassemblies, and modules with the next higher assembly. End item group number shall be "00".

b. Column 2, Component/Assembly. Column 2 contains the names of components, assemblies, subassemblies, and modules for which maintenance is authorized.

c. Column 3, Maintenance Function. Column 3 lists the functions to be performed on the item listed in column 2. (For detailed explanation of these functions, see para B-2.)

d. Column 4, Maintenance Category. Column 4 specifies, by the listing of a work time figure in the appropriate subcolumn(s), the category of maintenance authorized to perform the function listed in column 3. This figure represents the active time required to perform that maintenance function at the indicated category of maintenance. If the number or complexity of the tasks within the listed maintenance function vary at different maintenance categories, appropriate work time figures will be shown for each category. The work time figure represents the average time required to restore an item (assembly, subassembly, component, module, end item, or system) to a serviceable condition under typical field operating conditions. This time includes preparation time (including any necessary disassembly/assembly time), troubleshooting/fault location time, and quality assurance/quality control time in addition to the time required to perform the specific tasks identified for the maintenance functions authorized in the maintenance allocation chart. The symbol designations for the various maintenance categories are as follows:

- C Operator or Crew
- D Unit Maintenance
- F Intermediate Direct Support Maintenance
- H Intermediate General Support Maintenance
- L Specialized Repair Activity (SRA)⁶
- D Depot Maintenance

e. Column 5, Tools and Equipment. Column 5 specifies, by code, those common tool sets (not individual tools) and special tools, and support equipment required to perform the designated function.

²Services — Inspect, test, service, adjust, aline, calibrate, and/or replace.

³Fault locate/troubleshoot — The process of investigating and detecting the cause of equipment malfunctioning; the act of isolating a fault within a system or unit under test (UUT).

⁴Disassemble/assemble — Encompasses the step-by-step taking apart (or breakdown) of a spare/functional group coded item to the level of its least componency identified as maintenance significant (i.e., assigned an SMR code) for the category of maintenance under consideration.

⁵Actions — Welding, grinding, riveting, straightening, facing, remachining, and/or resurfacing.

⁶This maintenance category is not included in Section II, column (4) of the Maintenance Allocation Chart. To identify functions to this category of maintenance, enter a work time figure in the "H" column of section II, column (4), and use an associated reference code in the remarks column (6). Key the code to Section IV, Remarks, and explain the SRA complete repair application there. The explanatory remark(s) shall reference the specific Repair Parts and Special Tools List (RPSTL) TM which contains additional SRA criteria and the authorized spare/repair parts.

f. **Column 6, Remarks.** This column shall, when applicable, contain a letter code, in alphabetic order, which shall be keyed to the remarks contained in section IV.

B-4. EXPLANATION OF COLUMNS IN TOOL AND TEST EQUIPMENT REQUIREMENTS, SECTION III.

a. **Column 1, Reference Code.** The tool and test equipment reference code correlates with a code used in the MAC, section II, column 5.

b. **Column 2, Maintenance Category.** The lowest category of maintenance authorized to use the tool or test equipment.

c. **Column 3, Nomenclature.** Name or identification of the tool or test equipment.

d. **Column 4, National Stock Number.** The National stock number of the tool or test equipment.

e. **Column 5, Tool Number.** The manufacturer's part number.

B-5. EXPLANATION OF COLUMNS IN REMARKS, SECTION IV.

a. **Column 1, Reference Code.** The code recorded in column 6, section II.

b. **Column 2, Remarks.** This column lists information pertinent to the maintenance function being performed as indicated in the MAC, section II.

ARMY TM 9-1005-317-23&P
 NAVY SW 370-AA-MMO-010/9mm
 AIR FORCE TO 11W3-3-5-4
 MARINE CORPS TM 1005-23&P/2
 COAST GUARD COMDTINST M8370.7

**Section II. MAINTENANCE ALLOCATION CHART
 FOR
 M9 PISTOL, 9mm**

(1) GROUP NUMBER	(2) COMPONENT/ASSEMBLY	(3) MAINTENANCE FUNCTION	(4) MAINTENANCE LEVEL					(5) TOOLS AND EQUIP	(6) REMARKS
			UNIT		INTMED		DEPOT		
			C	O	F	H	D		
00	Pistol 9mm, M9	Inspect	0.2	0.2	0.2			1, 2	
		Test			0.1				
		Service	0.1	0.1	0.1				
		Repair		0.1	0.5				
		Overhaul					2.0		
01	Slide & Barrel Assembly	Inspect	0.1	0.1	0.1			2	
		Test			0.1				
		Service	0.1	0.1	0.1				
		Replace			0.1				
		Overhaul					0.5		
0101	Barrel Assembly	Inspect	0.1	0.1	0.1			2	
		Test			0.1				
		Service	0.1	0.1	0.1				
		Replace			0.1				
		Repair			0.1				
		Overhaul					0.1		
0102	Slide Assembly	Inspect		0.1	0.1		0.1	1, 2	
		Test							
		Service		0.1	0.1				
		Repair			0.2				
		Overhaul					0.3		
010201	Slide Assembly w/Rear Sight	Inspect		0.1	0.1				
		Test							
		Service							
		Repair			0.1				
		Overhaul							
02	Receiver Assembly	Inspect	0.1	0.1	0.1			1, 2	
		Test			0.1				
		Service	0.1	0.1	0.1				
		Repair		0.1	0.2				
		Overhaul					0.5		

**Section III. TOOL AND TEST EQUIPMENT REQUIREMENTS
 FOR
 M9 PISTOL, 9mm**

TOOL OR TEST EQUIPMENT REF CODE	MAINTENANCE LEVEL	NOMENCLATURE	NATIONAL/ NATO STOCK NUMBER	TOOL NUMBER
1	O	Tool Set, Small Arms	5180-00-357-7770	SC 5180-95-CL-A07
2	F	Shopset, Small Arms Field Maintenance Basic Less Power	4933-00-754-0664	SC 4933-95-CL-A11

ARMY TM 9-1005-317-23&P
 NAVY SW 370-AA-MMO-010/9mm
 AIR FORCE TO 11W3-3-6-4
 MARINE CORPS TM 1005-23&P/2
 COAST GUARD COMDTINST M8370.7

Section II. REPAIR PARTS LIST

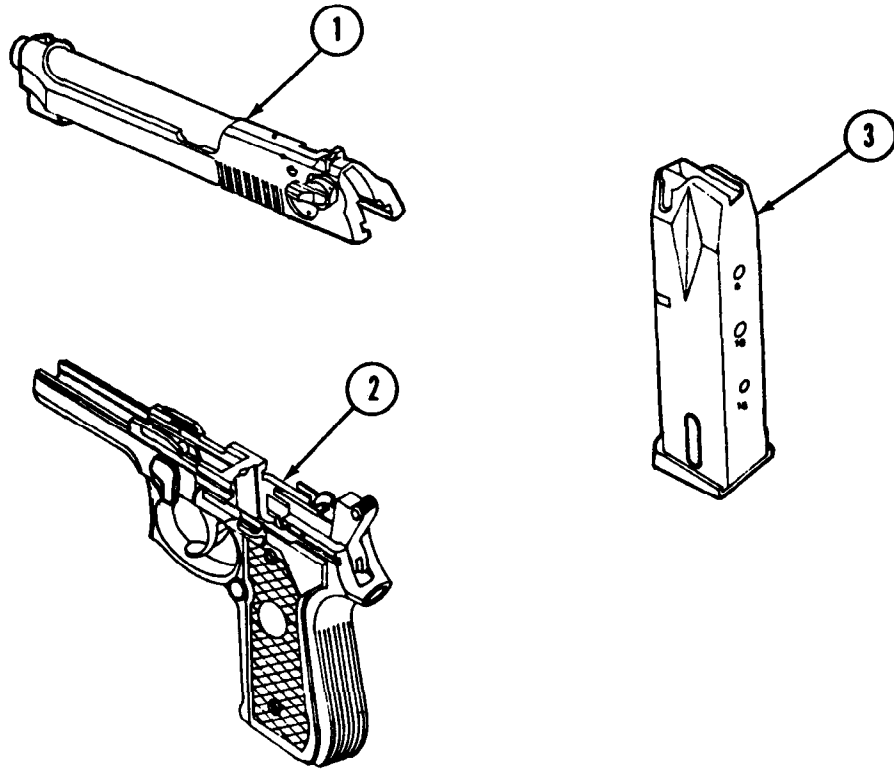


Figure C-1. Pistol 9mm, M9.

(1) ITEM NO	(2) SMR CODE	(3) FSCM	(4) PART NUMBER	(5) DESCRIPTION AND USABLE ON CODES(UOC)	(6) QTY
				GROUP: 00 FIGURE: C-1 PISTOL 9MM, M9	
1	XAFFF	19200	9346419	SLIDE&BARREL ASSY	1
2	PACZZ	19200	9346413	MAGAZINE, CARTRIDGE	1
3	XAFDA	19200	9346480	RECEIVER ASSY.....	1
				END OF FIGURE	

ARMY TM 9-1005-317-23&P
 NAVY SW 370-AA-MMO-010/9mm
 AIR FORCE TO 11W3-3-5-4
 MARINE CORPS TM 1005-23&P/2
 COAST GUARD COMDTINST M8370.7

Section II.

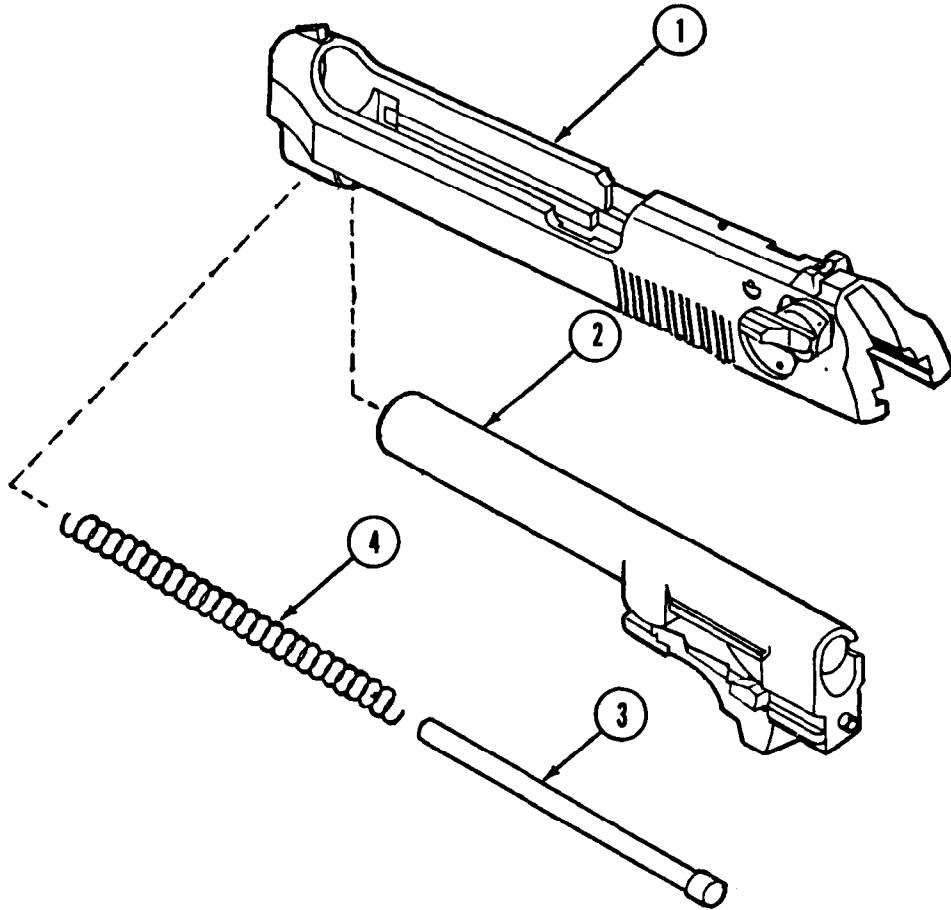


Figure C-2. Slide and barrel assembly.

(1) ITEM NO	(2) SMR CODE	(3) FSCM	(4) PART NUMBER	(5) DESCRIPTION AND USABLE ON CODES(UOC)	(6) QTY
GROUP: 01 FIGURE: C-2 SLIDE AND BARREL ASSEMBLY					
1	AFFFF	19200	9346485	SLIDE ASSY.....	1
2	PAFFF	19200	9346422	BARREL ASSEMBLY.....	1
3	PAFZZ	19200	9346421	GUIDE, RECOIL SPRING.....	1
4	PAFZZ	19200	9346420	SPRING, HELICAL, COMPRESSION, RECOIL.	1
END OF FIGURE					

ARMY TM 8-1005-317-23&P
 NAVY SW 370-AA-MMO-010/9mm
 AIR FORCE TO 11W3-3-5-4
 MARINE CORPS TM 1005-23&P/2
 COAST GUARD COMDTINST M8370.7

Section II.

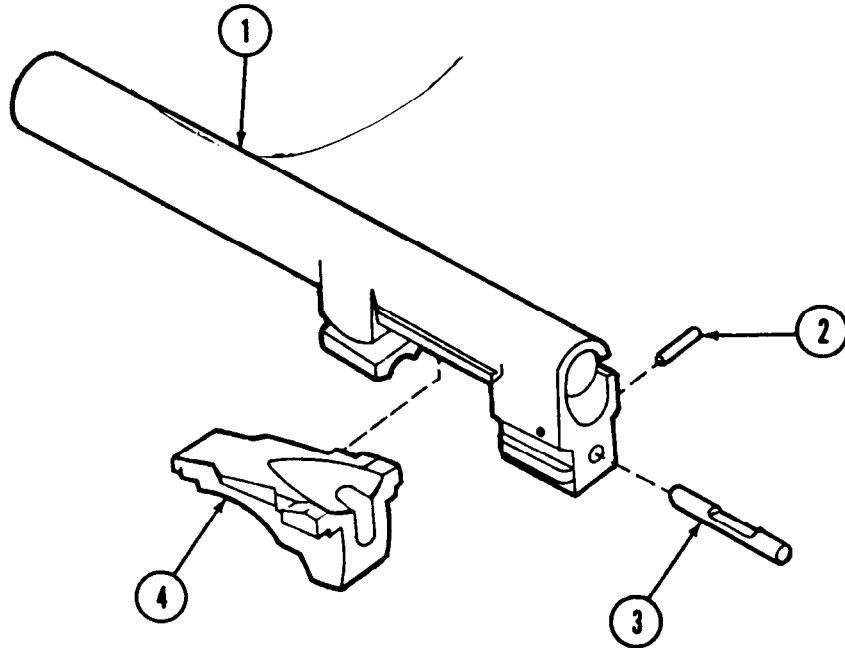


Figure C-3. Barrel assembly.

(1) ITEM NO	(2) SMR CODE	(3) FSCM	(4) PART NUMBER	(5) DESCRIPTION AND USABLE ON CODES(UOC)	(6) QTY
GROUP: 0101 FIGURE: C-3 BARREL ASSEMBLY					
1	XAFZZ	19200	9346426	BARREL, PISTOL.....	1
2	PAFZZ	19200	9346423	PIN, SPRING, LOCKING BLOCK PLUNGER...	1
3	PAFZZ	19200	9346424	PLUNGER, LOCKING BLOCK.....	1
4	PAFZZ	19200	9346425	BLOCK, LOCKING.....	1
END OF FIGURE					

ARMY TM 9-1005-317-23&P
 NAVY SW 370-AA-MMO-010/9mm
 AIR FORCE TO 11W3-3-5-4
 MARINE CORPS TM 1005-23&P/2
 COAST GUARD COMDTINST M8370.7

Section II.

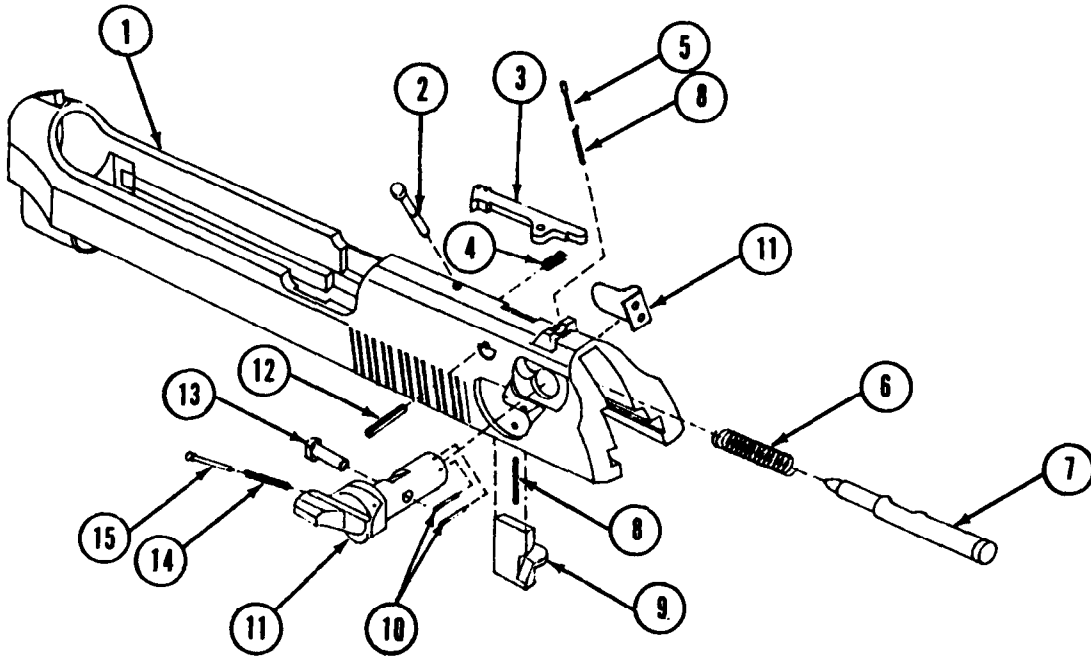


Figure C-4. Slide assembly.

(1) ITEM NO	(2) SMR CODE	(3) FSCM	(4) PART NUMBER	(5) DESCRIPTION AND USABLE ON CODES(UOC)	(6) QTY
GROUP: 0102 FIGURE: C-4 SLIDE ASSEMBLY					
1	PAFZZ	19200	9346442	SLIDE,W/RCAR SIGHT.....	1
2	PAFZZ	19200	9346437	PIN,STRAIGHT,HEADED EXTRACTOR.....	1
3	PAFZZ	19200	9346438	EXTRACTOR.....	1
4	PAFZZ	19200	9346439	SPRING,HELICAL, COMPRESSION EXTRACTOR	1
5	PAFZZ	19200	9346432	DETENT,TRIGGER BAR.....	1
6	PAFZZ	19200	9346441	SPRING,HELICAL COMPRESSION FIRING PIN.....	1
7	PAFZZ	19200	9346440	PIN,FIRING.....	1
8	PAFZZ	19200	9346428	SPRING,HELICAL COMPRESSION BLOCK & DETENT.....	2
9	PAFZZ	19200	9346429	BLOCK,FIRING PIN.....	1
10	PAFZZ	19200	9346430	PIN,SPRING SAFETY LEVER.....	2
11	PAFZZ	19200	9346486	SAFETY W/LEVER.....	1
12	PAFZZ	19200	9346427	PIN,SPRING FIRING PIN BLOCK.....	1
13	PAFZZ	19200	9346435	STRIKER,FIRING PIN.....	1
14	PAFZZ	19200	9346434	SPRING,HELICAL, COMPRESSION SAFETY DETENT.....	1
15	PAFZZ	19200	9346433	DETENT,SAFETY.....	1
END OF FIGURE					

ARMY TM 9-1005-317-23&P
 NAVY SW 370-AA-MMO-010/9mm
 AIR FORCE TO 11W3-3-5-4
 MARINE CORPS TM 1005-23&P/2
 COAST GUARD COMDTINST M8370.7

Section II.

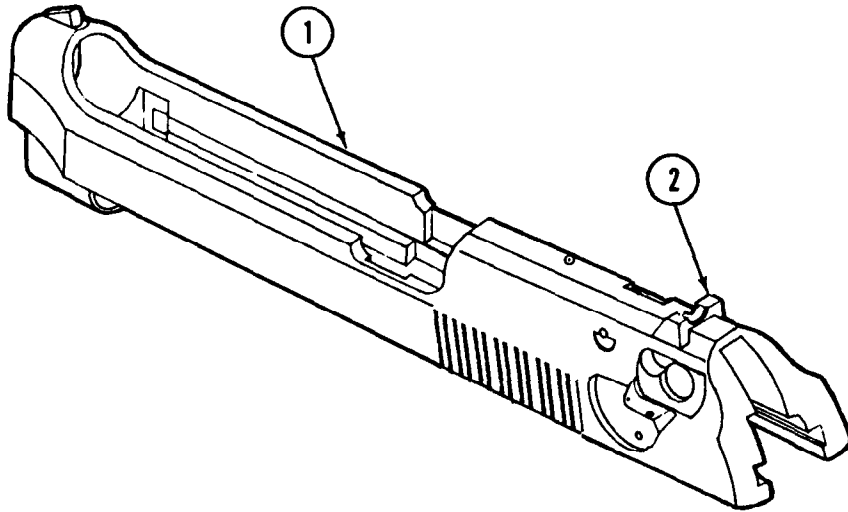


Figure C-5. Slide with rear sight.

(1) ITEM NO	(2) SMR CODE	(3) FSCM	(4) PART NUMBER	(5) DESCRIPTION AND USABLE ON CODES(UOC)	(6) QTY
				GROUP: 010201 FIGURE: C-5 SLIDE WITH REAR SIGHT	
1	XAFZZ	19200	9046144	SLIDE.....	1
2	PAFZZ	19200	0346443	SIGHT, REAR.....	1
				END OF FIGURE	

ARMY TM 9-1005-317-23&P
NAVY SW 370-AA-MMO-010/9mm
AIR FORCE TO 11W3-3-5-4
MARINE CORPS TM 1005-23&P/2
COAST GUARD COMDTINST M8370.7

Section II.

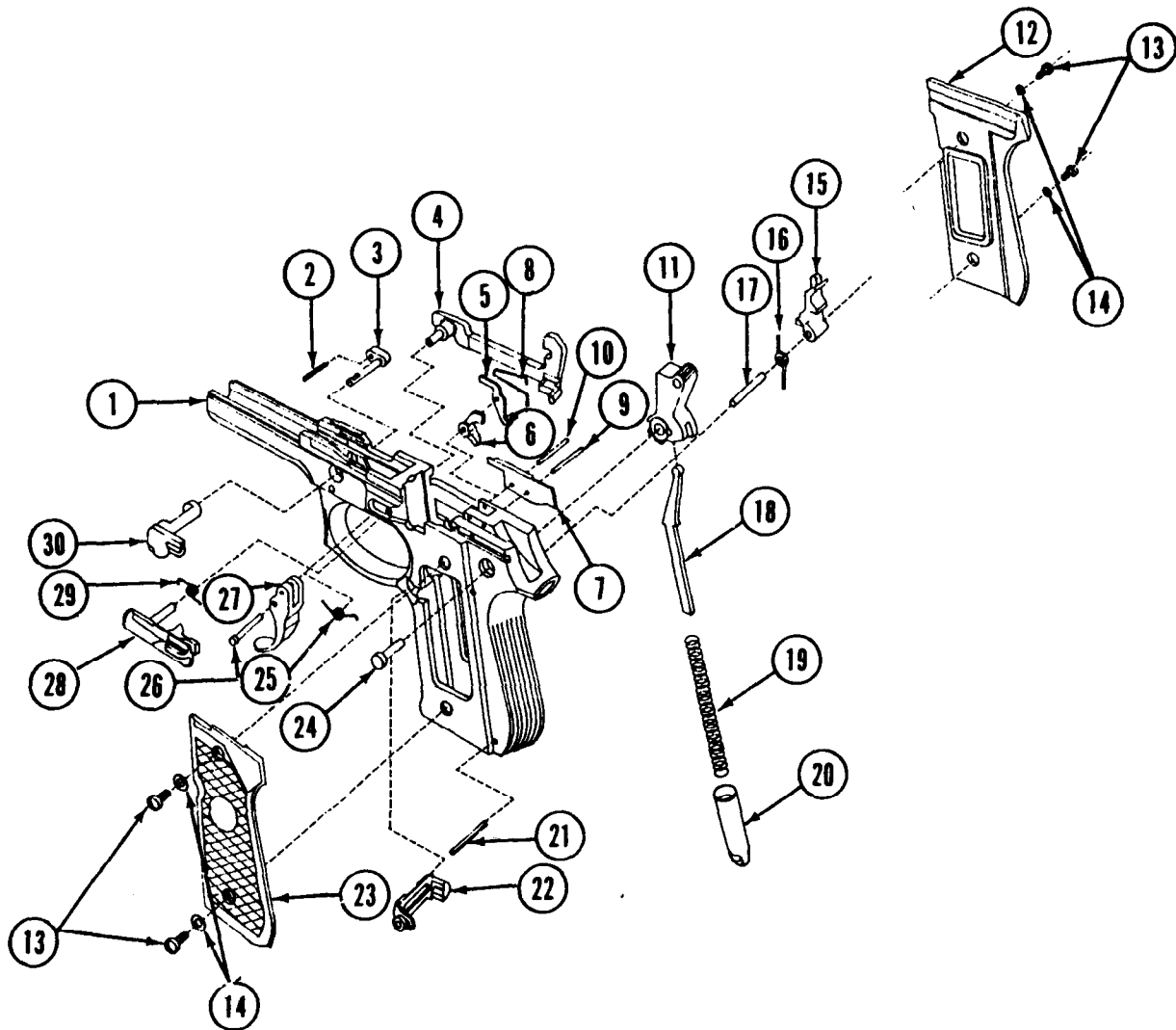


Figure C-6. Receiver assembly.

ARMY TM 9-1005-317-23&P
 NAVY SW 370-AA-MMO-010/9mm
 AIR FORCE TO 11W3-3-5-4
 MARINE CORPS TM 1005-23&P/2
 COAST GUARD COMDTINST M8370.7

Section II.

(1) ITEM NO	(2) SMR CODE	(3) FSCM	(4) PART NUMBER	(5) DESCRIPTION AND USABLE ON CODES(UOC)	(6) QTY
GROUP: 02 FIGURE: C-6 RECEIVER ASSEMBLY					
1	XAFDA	19200	9346481	RECEIVER W/BUSHINGS.....	1
2	PAFZZ	19200	9346447	SPRING,HELICAL, COMPRESSION DISASSEMBLY.....	1
3	PAFZZ	19200	9346446	BUTTON,DISASSEMBLY.....	1
4	PAFZZ	19200	9346453	BAR,TRIGGER.....	1
5	PAFZZ	19200	9346470	LEVER,FIRING PIN BLOCK.....	1
6	PAFZZ	19200	9346471	LEVER,HAMMER RELEASE.....	1
7	PAFZZ	19200	9346472	EJECTOR.....	1
8	PAFZZ	19200	9346452	SPRING,TRIGGER BAR.....	1
9	PAFZZ	19200	9346469	PIN,STRAIGHT, HAMMER RELEASE LEVER.	1
10	PAFZZ	19200	9346468	PIN,SPRING,EJECTOR.....	1
11	PAFZZ	19200	9346463	HAMMER.....	1
12	PAOZZ	19200	9346451	GRIP,PISTOL(RIGHT).....	1
13	PAOZZ	19200	9346448	SCREW,MACHINE.....	4
14	PAOZZ	19200	9346449	WASHER,LOCK.....	4
15	PAFZZ	19200	9346467	SEAR.....	1
16	PAFZZ	19200	9346466	SPRING,HELICAL, TORSION SEAR.....	1
17	PAFZZ	19200	9346465	PIN,STRAIGHT, HEADLESS SEAR.....	1
18	PAFZZ	19200	9346464	STRUT,HAMMER.....	1
19	PAFZZ	19200	9346461	SPRING,HELICAL, COMPRESSION MAIN SPRING.....	1
20	PAFZZ	19200	9346460	LOOP,LANYARD.....	1
21	PAFZZ	19200	9346459	PIN,SPRING,LANYARD LOOP.....	1
22	PAFZZ	19200	9346474	CATCH ASSEMBLY, MAGAZINE.....	1
23	PAOZZ	19200	9346450	GRIP,PISTOL(LEFT).....	1
24	PAFZZ	19200	9346462	PIN,STRAIGHT,HEADED(HAMMER).....	1
25	PAFZZ	19200	9346457	SPRING,HELICAL, TORSION TRIGGER....	1
26	PAFZZ	19200	9346456	PIN,STRAIGHT,HEADED TRIGGER.....	1
27	PAFZZ	19200	9346458	TRIGGER.....	1
28	PAFZZ	19200	9346454	STOP,SLIDE.....	1
29	PAFZZ	19200	9346455	SPRING,HELICAL, TORSION SLIDE STOP.	1
30	PAFZZ	19200	9346445	LEVER,DISASSEMBLY.....	1
END OF FIGURE					

ARMY TM 9-1005-317-23&P
 NAVY SW 370-AA-MMO-010/9mm
 AIR FORCE TO 11W3-3-5-4
 MARINE CORPS TM 1005-23&P/2
 COAST GUARD COMDTINST M8370.7

SECTION IV

NATIONAL STOCK NUMBER AND PART NUMBER INDEX

4

NATIONAL STOCK NUMBER INDEX					
STOCK NUMBER	FIG.	ITEM	STOCK NUMBER	FIG.	ITEM
1005-01-204-4336	C-2	3	5360-01-206-0936	C-4	4
1005-01-204-4337	C-2	2	5360-01-206-0937	C-4	6
1005-01-204-4338	C-3	2	5360-01-206-0938	C-6	2
1005-01-204-4339	C-3	3	5310-01-206-0939	C-5	14
1005-01-204-4340	C-3	4	1005-01-226-7362	C-4	11
1005-01-204-4341	C-4	9	5360-01-206-8592	C-4	8
1005-01-204-4343	C-4	5			
1005-01-204-4344	C-4	15			
1005-01-204-4345	C-4	13			
1005-01-204-4347	C-4	3			
1005-01-204-4348	C-6	30			
1005-01-204-4349	C-6	3			
1005-01-204-4350	C-6	8			
1005-01-204-4351	C-6	4			
1005-01-204-4352	C-6	28			
1005-01-204-4353	C-6	21			
1005-01-204-4354	C-6	20			
1005-01-204-4355	C-6	11			
1005-01-204-4356	C-6	18			
1005-01-204-4357	C-6	17			
1005-01-204-4358	C-6	10			
1005-01-204-4359	C-6	9			
5360-01-204-4360	C-6	5			
1005-01-204-4361	C-6	6			
1005-01-204-4362	C-6	7			
1005-01-204-4364	C-6	22			
5315-01-204-4365	C-6	26			
5315-01-204-4366	C-6	24			
5360-01-204-4367	C-6	19			
5360-01-204-4368	C-6	29			
5360-01-204-4369	C-6	25			
5360-01-204-4370	C-6	16			
5305-01-204-4371	C-6	13			
1005-01-204-4372	C-4	7			
1005-01-204-4373	C-6	23			
1005-01-204-4374	C-6	12			
1005-01-204-4375	C-6	15			
1005-01-204-4376	C-1	2			
1005-01-204-4377	C-6	27			
1005-01-204-4378	C-5	2			
1005-01-206-0930	C-4	1			
5315-01-206-0931	C-4	2			
5315-01-206-0932	C-4	12			
5315-01-206-0933	C-4	10			
5360-01-206-0934	C-2	4			
5360-01-206-0935	C-4	14			

SECTION IV

NATIONAL STOCK NUMBER AND PART NUMBER INDEX

FSCM	PART NUMBER	PART NUMBER INDEX		FIG.	ITEM
			STOCK NUMBER		
19200	9346413		1005-01-204-4376	C-1	2
19200	9346419			C-1	1
19200	9346420		5360-01-206-0934	C-2	4
19200	9346421		1005-01-204-4336	C-2	3
19200	9346422		1005-01-204-4337	C-2	2
19200	9346423		1005-01-204-4338	C-3	2
19200	9346424		1005-01-204-4339	C-3	3
19200	9346425		1005-01-204-4340	C-3	4
19200	9346426			C-3	1
19200	9346427		5315-01-206-0932	C-4	12
19200	9346428		5360-01-206-8592	C-4	8
19200	9346429		1005-01-204-4341	C-4	9
19200	9346430		5315-01-206-0933	C-4	10
19200	9346432		1005-01-204-4343	C-4	5
19200	9346433		1005-01-204-4344	C-4	15
19200	9346434		5360-01-206-0935	C-4	14
19200	9346435		1005-01-204-4345	C-4	13
19200	9346437		5315-01-206-0931	C-4	2
19200	9346438		1005-01-204-4347	C-4	3
19200	9346439		5360-01-206-0936	C-4	4
19200	9346440		1005-01-204-4372	C-4	7
19200	9346441		5360-01-206-0937	C-4	6
19200	9346442		1005-01-206-0930	C-4	1
19200	9346443		1005-01-204-4378	C-5	2
19200	9346444			C-5	1
19200	9346445		1005-01-204-4348	C-6	30
19200	9346446		1005-01-204-4349	C-6	3
19200	9346447		5360-01-206-0938	C-6	2
19200	9346448		5305-01-204-4371	C-6	13
19200	9346449		5310-01-206-0939	C-6	14
19200	9346450		1005-01-204-4373	C-6	23
19200	9346451		1005-01-204-4374	C-6	12
19200	9346452		1005-01-204-4350	C-6	8
19200	9346453		1005-01-204-4351	C-6	4
19200	9346454		1005-01-204-4352	C-6	28
19200	9346455		5360-01-204-4368	C-6	29
19200	9346456		5315-01-204-4365	C-6	26
19200	9346457		5360-01-204-4369	C-6	25
19200	9346458		1005-01-204-4377	C-6	27
19200	9346459		1005-01-204-4353	C-6	21
19200	9346460		1005-01-204-4354	C-6	20
19200	9346461		5360-01-204-4367	C-6	19
19200	9346462		5315-01-204-4366	C-6	24
19200	9346463		1005-01-204-4355	C-6	11
19200	9346464		1005-01-204-4356	C-6	18

ARMY TM 9-1005-317-23&P
NAVY SW 370-AA-MMO-010/9mm
AIR FORCE TO 11W3-3-5-4
MARINE CORPS TM 1005-23&P/2
COAST GUARD COMDTINST M8370.7

SECTION IV

NATIONAL STOCK NUMBER AND PART NUMBER INDEX

FSCM	PART NUMBER	PART NUMBER INDEX		FIG.	ITEM
			STOCK NUMBER		
19200	9346465		1005-01-204-4357	C-6	17
19200	9346466		5360-01-204-4370	C-6	16
19200	9346467		1005-01-204-4375	C-6	15
19200	9346468		1005-01-204-4358	C-6	10
19200	9346469		1005-01-204-4359	C-6	9
19200	9346470		5360-01-204-4360	C-6	5
19200	9346471		1005-01-204-4361	C-6	6
19200	9346472		1005-01-204-4362	C-6	7
19200	9346474		1005-01-204-4364	C-6	22
19200	9346480			C-1	3
19200	9346481			C-6	1
19200	9346485			C-2	1
19200	9346486		1005-01-226-7362	C-4	11

ARMY TM 9-1005-317-23&P
NAVY SW 370-AA-MMO-010/9mm
AIR FORCE TO 11W3-3-5-4
MARINE CORPS TM 1005-23&P/2
COAST GUARD COMDTINST M8370.7

SECTION IV

NATIONAL STOCK NUMBER AND PART NUMBER INDEX

ILLUSTRATION FIGURE AND ITEM NUMBER INDEX

FIG	ITEM	STOCK NUMBER	PART NUMBER	FSCM
C-1	1		9346419	19200
C-1	2	1005-01-204-4376	9346413	19200
C-1	3		9346480	19200
C-2	1		9346485	19200
C-2	2	1005-01-204-4337	9346422	19200
C-2	3	1005-01-204-4336	9346421	19200
C-2	4	5360-01-206-0934	9346420	19200
C-3	1		9346426	19200
C-3	2	1005-01-204-4338	9346423	19200
C-3	3	1005-01-204-4339	9346424	19200
C-3	4	1005-01-204-4340	9346425	19200
C-4	1	1005-01-206-0930	9346442	19200
C-4	2	5315-01-206-0931	9346437	19200
C-4	3	1005-01-204-4347	9346438	19200
C-4	4	5360-01-206-0936	9346439	19200
C-4	5	1005-01-204-4343	9346432	19200
C-4	6	5360-01-206-0937	9346441	19200
C-4	7	1005-01-204-4372	9346440	19200
C-4	8	5360-01-206-8592	9346428	19200
C-4	9	1005-01-204-4341	9346429	19200
C-4	10	5315-01-206-0933	9346430	19200
C-4	11	1005-01-226-7362	9346486	19200
C-4	12	5315-01-206-0932	9346427	19200
C-4	13	1005-01-204-4345	9346435	19200
C-4	14	5360-01-206-0935	9346434	19200
C-4	15	1005-01-204-4344	9346433	19200
C-5	1		9346444	19200
C-5	2	1005-01-204-4378	9346443	19200
C-6	1		9346481	19200
C-6	2	5360-01-206-0938	9346447	19200

ARMY TM 9-1005-317-23&P
NAVY SW 370-AA-MMO-010/9mm
AIR FORCE TO 11W3-3-5-4
MARINE CORPS TM 1005-23&P/2
COAST GUARD COMDTINST M8370.7

SECTION IV

NATIONAL STOCK NUMBER AND PART NUMBER INDEX

ILLUSTRATION FIGURE AND ITEM NUMBER INDEX

FIG	ITEM	STOCK NUMBER	PART NUMBER	FSCM
C-6	3	1005-01-204-4349	9346446	19200
C-6	4	1005-01-204-4351	9346453	19200
C-6	5	5360-01-204-4360	9346470	19200
C-6	6	1005-01-204-4361	9346471	19200
C-6	7	1005-01-204-4362	9346472	19200
C-6	8	1005-01-204-4350	9346452	19200
C-6	9	1005-01-204-4359	9346469	19200
C-6	10	1005-01-204-4358	9346468	19200
C-6	11	1005-01-204-4355	9346463	19200
C-6	12	1005-01-204-4374	9346451	19200
C-6	13	5305-01-204-4371	9346448	19200
C-6	14	5310-01-206-0939	9346449	19200
C-6	15	1005-01-204-4375	9346467	19200
C-6	16	5360-01-204-4370	9346466	19200
C-6	17	1005-01-204-4357	9346465	19200
C-6	18	1005-01-204-4356	9346464	19200
C-6	19	5360-01-204-4367	9346461	19200
C-6	20	1005-01-204-4354	9346460	19200
C-6	21	1005-01-204-4353	9346459	19200
C-6	22	1005-01-204-4364	9346474	19200
C-6	23	1005-01-204-4373	9346450	19200
C-6	24	5315-01-204-4366	9346462	19200
C-6	25	5360-01-204-4369	9346457	19200
C-6	26	5315-01-204-4365	9346456	19200
C-6	27	1005-01-204-4377	9346458	19200
C-6	28	1005-01-204-4352	9346454	19200
C-6	29	5360-01-204-4368	9346455	19200
C-6	30	1005-01-204-4348	9346445	19200

APPENDIX D

EXPENDABLE/DURABLE SUPPLIES AND MATERIALS LIST

Section I. INTRODUCTION

D-1. SCOPE. This appendix lists expendable/durable supplies and materials you will need to operate and maintain the 9mm pistol. This listing is for informational purposes only and is not authority to requisition the listed items. These items are authorized to you by CTA 50-970, Expendable/Durable Items (Except Medical, Class V, Repair Parts and Heraldic Items), or CTA 8-100, Army Medical Department Expendable/Durable Items.

C – Operator/Crew
O – Unit Maintenance
F – Intermediate Direct Support Maintenance
H – Intermediate General Support Maintenance
L – Specialized Repair Activity (SRA)
D – Depot Maintenance

c. Column (3) – National Stock Number. This is the National stock number assigned to the item; use it to request or requisition the item.

D-2. EXPLANATION OF COLUMNS.

a. Column (1) – Item Number. This number is assigned to the entry in the listing and is referenced in the narrative instructions to identify the material (e.g., "Use cleaner, lubricant and preservative, CLP item 5, app D").

b. Column (2) – Level. This column identifies the lowest level of maintenance that requires the listed item.

d. Column (4) – Description. Indicates the Federal item name and, if required, a description to identify the item. The last line for each item indicates the Federal Supply Code for Manufacturer (FSCM) in parentheses followed by the part number.

e. Column (5) – Unit of Measure (U/M). Indicates the measure used in performing the actual maintenance function. This measure is expressed by a two-character alphabetical abbreviation (e.g., ea, in., pr). If the unit of measure differs from the unit of issue, requisition the lowest unit of issue that will satisfy your requirements.

Section II. EXPENDABLE/DURABLE SUPPLIES AND MATERIALS LIST

(1) ITEM NUMBER	(2) LEVEL	(3) NATIONAL STOCK NUMBER	(4) DESCRIPTION	(5) U/M
1	O	8115-00-935-6531	BOX, PLYWOOD (81348) MIL-B-43666 43 x 31 3/4 x 20 1/2 inches	EA
2	O	8020-00-244-0153	BRUSH, ARTIST'S: Metal ferrule, flat, chisel edge, 7/16 inch w, 1 1/8 inch l, exposed bristle (81348) H-B-241	EA
3	C	1005-00-494-6602	BRUSH, CLEANING, SMALL ARMS: toothbrush (19204) 8448462	EA
4	C	1005-00-716-2132	BRUSH, CLEANING SMALL (Bore Brush) (19205) 7162132	EA
5	O	9150-01-054-6453 9150-01-053-6688	CLEANER, LUBRICANT AND PRESERVATIVE: GRADE 2 (CLP) (81349) 1 pint bottle, MIL-L-63460 1 gal can, MIL-L-63460	PT GL
6	C	9920-00-292-9946	CLEANER, TOBACCO PIPE: cotton tuft, wire core (89855) DILLS PIPE CLEANER 32 per pk	PK
7	O	6850-00-224-6657 6850-00-224-6663	CLEANING COMPOUND, SOLVENT: RIFLE BORE CLEANER (RBC) (81349) MIL-C-372, MILC372 8 oz can 1 gal can	OZ GL
8	O	5350-00-221-0872	CLOTH, ABRASIVE, CROCUS (58536) A-A-1206 50 sheet package	PK
9	O	8115-00-183-9496	CONTAINER, FIBERBOARD (81348) PPP-B-636 25 ea bundle -10 x 6 x 4 inches	EA

Section II. EXPENDABLE/DURABLE SUPPLIES AND MATERIALS LIST (cont)

(1) ITEM NUMBER	(2) LEVEL	(3) NATIONAL STOCK NUMBER	(4) DESCRIPTION	(5) U/M
10	O	8415-00-823-7457	GLOVES, CHEMICAL AND OIL PROTECTIVE (81348) ZZ-G-381	PR
11	F	6850-00-826-0981	INSPECTION PENETRANT (81349) MIL-I-25135	KT
12	O	9150-00-168-2000	LUBRICANT, SOLID FILM (81349) MIL-L-46147 16 oz aerosol can	OZ
13	O	9150-00-231-6689	LUBRICATING OIL, P-9 (81348) VV-L-800 1 qt can	QT
14	C	9150-00-292-9689	LUBRICATING OIL, WEAPONS (LAW) (81349) MIL-L-14107 1 qt can	QT
15	O	9150-00-753-4686	LUBRICATING OIL, WEAPONS SEMI-FLUID (LSA) (81349) MIL-L-46000 1 gal can	GL
16	O	8135-00-855-6969	MATERIAL, CUSHIONING (81348) PPP-C-843 167 ft roll	FT
17	O	8135-00-985-7242	PAPER, VOLATILE, PACKAGING (VCI) (81349) MIL-P-3420 36 in. wide, 100 ft roll	FT
18	O	8135-00-281-3920	PAPER WRAPPING (81348) PPP-P-291 24 in. wide, 250 ft long	FT
19	C	7920-00-205-1711	RAG, WIPING (58536) A-A-531 50 lb bl	LB

Section II. EXPENDABLE/DURABLE SUPPLIES AND MATERIALS LIST (cont)

(1) ITEM NUMBER	(2) LEVEL	(3) NATIONAL STOCK NUMBER	(4) DESCRIPTION	(5) U/M
20	C	1005-00-556-4102	ROD, CLEANING, M4 (19204) 5564102	EA
21	O	7930-00-965-4868	SOAP, LAUNDRY (58536) A-A-1375 6U bars to box	EA
22	O	6850-00-281-1985	SOLVENT, DRY CLEANING (02978) P-S-661 1 gal can	GL
23	O	8135-00-286-8565	STEEL STRAPPING, FLAT, 5/8" W (81348) QQ-S-781 100 lb coil	LB
24	C	1005-00-288-3565	SWAB, SMALL ARMS PK (19204) 5019316 1000 per package	EA
25	O	7510-00 146 7767	TAPE, PRESSURE SENSITIVE (58536) A-A-884 2 in. wide, 60 yd roll	YD
26	O	7510-00-266-6712	TAPE, PRESSURE SENSITIVE, MASKING (58536) A-A-883 1 in. wide, 60 yd roll	YD
27	O	7510-00-297-6655	TAPE, PRESSURE SENSITIVE, PAPERBACK, WATER-RESISTANT (81348) PPP-T-76 2 in. wide, 120 yd roll	YD

ALPHABETICAL INDEX

SUBJECT	PAGE	SUBJECT	PAGE
A		F (cont)	
(Ammunition Only) Safety, Care and Handling	1-4	Function - Firing Test	3-36
		Function/Safety Check	3-34
B		G	
Barrel Assembly		General Inspection	3-34
Cleaning	3-12		
Disassembly	3-12	H	
Inspection/Repair	3-12	How to Use this Manual	iii
Reassembly	3-13	I	
C		Illustration Figure and Item Number Index	I-4
Checks and Services, Unit Preventive Maintenance	2-4	Inspection	
Cleaning		Barrel Assembly	3-12
Barrel Assembly	3-12	Pistol, 9mm	2-17, 3-10
Pistol, 9mm	2-17, 3-10	Receiver Assembly	2-19, 3-26
Receiver Assembly	2-19, 3-26	Slide Assembly	3-17
Slide Assembly	3-17	Inspection, Preembarkation of Materiel in	
Common Tools and Equipment	2-1, 3-1	Units Alerted for Overseas Movement	3-36
D		Intermediate Direct Support Maintenance Instructions	3-1
Data, Equipment	1-4	Item Number Index, Illustration Figure and	I-4
Destruction of Materiel to Prevent Enemy Use	1-1	L	
Disassembly		Location and Description of Major Components	1-3
Barrel Assembly	3-12	M	
Pistol, 9mm	2-16, 3-9	Maintenance Allocation Chart (MAC)	B-1
Receiver Assembly	2-19, 3-20	Maintenance Forms and Records	1-1
Slide Assembly	3-14	Maintenance of Barrel Assembly	
Double Action	1-2	Cleaning	3-12
E		Disassembly	3-12
Enemy Use, Destruction of Materiel to Prevent	1-1	Initial Setup	3-11
Equipment Characteristics, Capabilities, Features	1-2	Inspection/Repair	3-12
Equipment Data	1-4	Reassembly	3-13
Equipment Improvement Recommendations (EIRs)	1-1	Maintenance of Magazine Catch Assembly	
Expendable/Durable Supplies and Materials List	D-1	Initial Setup	2-20
Errors, Reporting and Recommending Improvements	i	Installation	2-20
F		Removal	2-20
Field Stripping		Reverse	2-20
Cleaning	2-17, 3-10	Maintenance of Pistol, 9mm	
Disassembly	2-16, 3-9	Cleaning	2-17, 3-10
Inspection/Repair	2-17, 3-10	Disassembly	2-16, 3-9
Reassembly	2-18, 3-11	Initial Setup	2-16, 3-9
Final Inspection	3-34	Inspection/Repair	2-17, 3-10
		Reassembly	2-18, 3-11

ALPHABETICAL INDEX (cont)

SUBJECT	PAGE	SUBJECT	PAGE
M (cont)		R (cont)	
Maintenance of Receiver Assembly		Receiver Assembly	
Cleaning	2-19, 3-26	Cleaning	2-19, 3-26
Disassembly	2-19, 3-20	Disassembly	2-19, 3-20
Initial Setup	2-18, 3-20	Inspection/Repair	2-19, 3-26
Inspection/Repair	2-19, 3-26	Reassembly	2-19, 3-26
Reassembly	2-19, 3-26	References	A-1
Maintenance of Slide Assembly		Repair	
Cleaning	3-17	Barrel Assembly	3-12
Disassembly	3-14	Pistol, 9mm	2-17, 3-10
Initial Setup	3-14	Receiver Assembly	2-19, 3-26
Inspection/Repair	3-17	Slide Assembly	3-17
Reassembly	3-17	Repair Parts and Special Tools List	C-1
Maintenance Instructions,		Reporting Equipment Improvement	
Intermediate Direct Support	3-1	Recommendations (EIRs)	1-1
Maintenance Instructions, Unit	2-1	Reporting Errors and Recommending Improvements	i
N		S	
National Stock Number (NSN) Index	1-1	Safety, Care and Handling (Ammunition Only)	1-4
Nomenclature Cross-Reference List	1-2	Safety/Function Check	3-34
Nuclear, Biological and Chemical (NBC)	1-1	Service Upon Receipt	2-1, 3-1
P		Slide Assembly	
Part Number Index	1-2	Cleaning	3-17
Pistol, 9mm		Disassembly	3-14
Cleaning	2-17, 3-10	Inspection/Repair	3-17
Disassembly	2-16, 3-9	Reassembly	3-17
Inspection/Repair	2-17, 3-10	Special Tools and Support Equipment	2-1, 3-1
Reassembly	2-18, 3-11	Symptom Index (Troubleshooting)	2-7, 3-2
Preembarkation Inspection of Materiel		T	
in Units Alerted for Overseas Movement	3-36	Table of Contents	ii
Preparation for Storage or Shipment	1-1, 3-36	Tool and Test Equipment Requirements	
Preventive Maintenance Checks and Services (PMCS)	2-4	for M9 Pistol, 9mm	B-5
Principles of Operation	1-4	Trigger Pull Test	3-35
Q		Troubleshooting, Intermediate Direct Support	3-1
Quarterly Schedule, Unit Preventive		Troubleshooting, Unit	2-7
Maintenance Checks and Services	2-4	U	
R		Unit Maintenance Instructions	2-1
Reassembly		W	
Barrel Assembly	3-13	Warranty Information	1-3
Pistol, 9mm	2-18, 3-11		
Receiver Assembly	2-19, 3-26		
Slide Assembly	3-17		

By Order of the Secretaries of the Army, Navy and Air Force;
Headquarters, Marine Corps;
Commandant, Coast Guard

Official:

JOHN A. WICKHAM, JR.
General United States Army
Chief of Staff

MILDRED E. HEDBERG
Brigadier General, United States Army
The Adjutant General

R. E. BROWN
Small Arms Program Manager
Naval Sea Systems Command

CHARLES A. GABRIEL
General, USAF
Chief of Staff

EARL T. O'LOUGHLIN
General, USAF
Commander, Air Force Logistics Command

GEORGE B. CRIST
Lieutenant General, USMC
Deputy Chief of Staff for Installation and Logistics

C. E. ROBBINS
Rear Admiral, USCG
Chief, Office of Operations

DISTRIBUTION:

Active Army:

To be distributed in accordance with DA Form 12-40, Organizational and Direct Support Maintenance Requirements for Pistol, Caliber .45, Automatic, M1911A1.

Marine Corps:

MARCORPS CODE: AA

Air Force:

Special

Navy:

Special

Coast Guard:

Special

RECOMMENDED CHANGES TO EQUIPMENT TECHNICAL PUBLICATIONS

SOMETHING WRONG WITH THIS PUBLICATION?



THEN JOT DOWN THE DOPE ABOUT IT ON THIS FORM. CAREFULLY TEAR IT OUT, FOLD IT AND DROP IT IN THE MAIL.

FROM (PRINT YOUR UNIT'S COMPLETE ADDRESS)

YOUR MAILING ADDRESS

DATE SENT

PUBLICATION NUMBER

TM 9-1005-317-23&P

PUBLICATION DATE

Date of TM

PUBLICATION TITLE **Unit and Intermediate Direct Support Maintenance Manual Pistol, Semiautomatic 9mm M9**

BE EXACT PIN-POINT WHERE IT IS

IN THIS SPACE TELL WHAT IS WRONG AND WHAT SHOULD BE DONE ABOUT IT:

PAGE NO	PARA-GRAPH	FIGURE NO	TABLE NO
---------	------------	-----------	----------

1-6	1-10A		
-----	-------	--	--

CHANGE: "Automatic" to read "semiautomatic" in the first sentence.

REASON: The M9 Pistol is semiautomatic.

SAMPLE

PRINTED NAME GRADE OR TITLE AND TELEPHONE NUMBER

JOHN S. SMITH, SGT
AUTOVON 793-XXXX

SIGN HERE

DA FORM 2028-2
1 JUL 79

PREVIOUS EDITIONS ARE OBSOLETE

AMSMC OP-103-85

P.S.—IF YOUR OUTFIT WANTS TO KNOW ABOUT YOUR RECOMMENDATION MAKE A CARBON COPY OF THIS AND GIVE IT TO YOUR HEADQUARTERS

THIS OUNCE PERMITS UN

FILL IN YOUR
UNIT'S ADDRESS

FOLD BACK

DEPARTMENT OF THE ARMY



OFFICIAL BUSINESS
PENALTY FOR PRIVATE USE, \$300

NO POSTAGE
NECESSARY
IF MAILED
IN THE
UNITED STATES


BUSINESS REPLY MAIL

FIRST CLASS

PERMIT NO. 12062

WASHINGTON, DC

POSTAGE WILL BE PAID BY DEPARTMENT OF THE ARMY



COMMANDER
US ARMY ARMAMENT, MUNITIONS
AND CHEMICAL COMMAND
ATTN: AMSMC-MAS
ROCK ISLAND, IL 61201-9990

TEAR ALONG PERFORATED LINE